



US00D710733S

(12) **United States Design Patent**  
**Calvani**

(10) **Patent No.:** **US D710,733 S**

(45) **Date of Patent:** **\*\* Aug. 12, 2014**

(54) **WATCH DIAL**

(71) Applicant: **Maria Cristina Calvani**, Coligny (CH)

(72) Inventor: **Maria Cristina Calvani**, Coligny (CH)

(73) Assignee: **Rolex Watch U.S.A., Inc.**, New York, NY (US)

(\*\*) Term: **14 Years**

(21) Appl. No.: **29/452,927**

(22) Filed: **Apr. 23, 2013**

(30) **Foreign Application Priority Data**

Apr. 12, 2013 (CH) ..... 2013-00339

(51) **LOC (10) CL.** ..... **10-07**

(52) **U.S. CL.**  
USPC ..... **D10/126**

(58) **Field of Classification Search**  
USPC ..... D10/30-39, 122-126, 6, 22, 23;  
368/223, 228, 232, 80  
See application file for complete search history.

(56) **References Cited**

**U.S. PATENT DOCUMENTS**

D150,048 S \* 6/1948 Arpels ..... D10/32  
D150,049 S \* 6/1948 Arpels ..... D10/32  
D150,284 S \* 7/1948 Arpels ..... D10/39  
D150,628 S \* 8/1948 Goodkind ..... D10/125

D365,280 S \* 12/1995 Fields ..... D10/6  
6,404,704 B1 \* 6/2002 Bossel et al. .... 368/232  
D496,873 S \* 10/2004 Nataf ..... D10/125  
D502,120 S \* 2/2005 Nataf ..... D10/126  
D504,332 S \* 4/2005 Chodat ..... D10/39  
D621,736 S \* 8/2010 Dupont et al. .... D10/126  
D638,734 S \* 5/2011 Cole ..... D10/126  
D674,710 S \* 1/2013 Monachon ..... D10/32  
D695,144 S \* 12/2013 Calvani ..... D10/126

**OTHER PUBLICATIONS**

Watches International VI, The Original Annual of the World's Finest Wristwatches, copyright 2005, Tourbillon International, LLC, p. 132, Breguet watch top of page.\*

\* cited by examiner

*Primary Examiner* — Lucy Lieberman

(74) *Attorney, Agent, or Firm* — Sughrue Mion, PLLC


(57) **CLAIM**

The ornamental design for a watch dial, as shown and described.

**DESCRIPTION**

FIG. 1 is front elevational view of a watch dial showing my new design;  
FIG. 2 is a right side elevational view thereof;  
FIG. 3 is a left side elevational view thereof;  
FIG. 4 is a bottom plan view thereof;  
FIG. 5 is a top plan view thereof; and,  
FIG. 6 is a front and right side perspective view thereof.

**1 Claim, 3 Drawing Sheets**



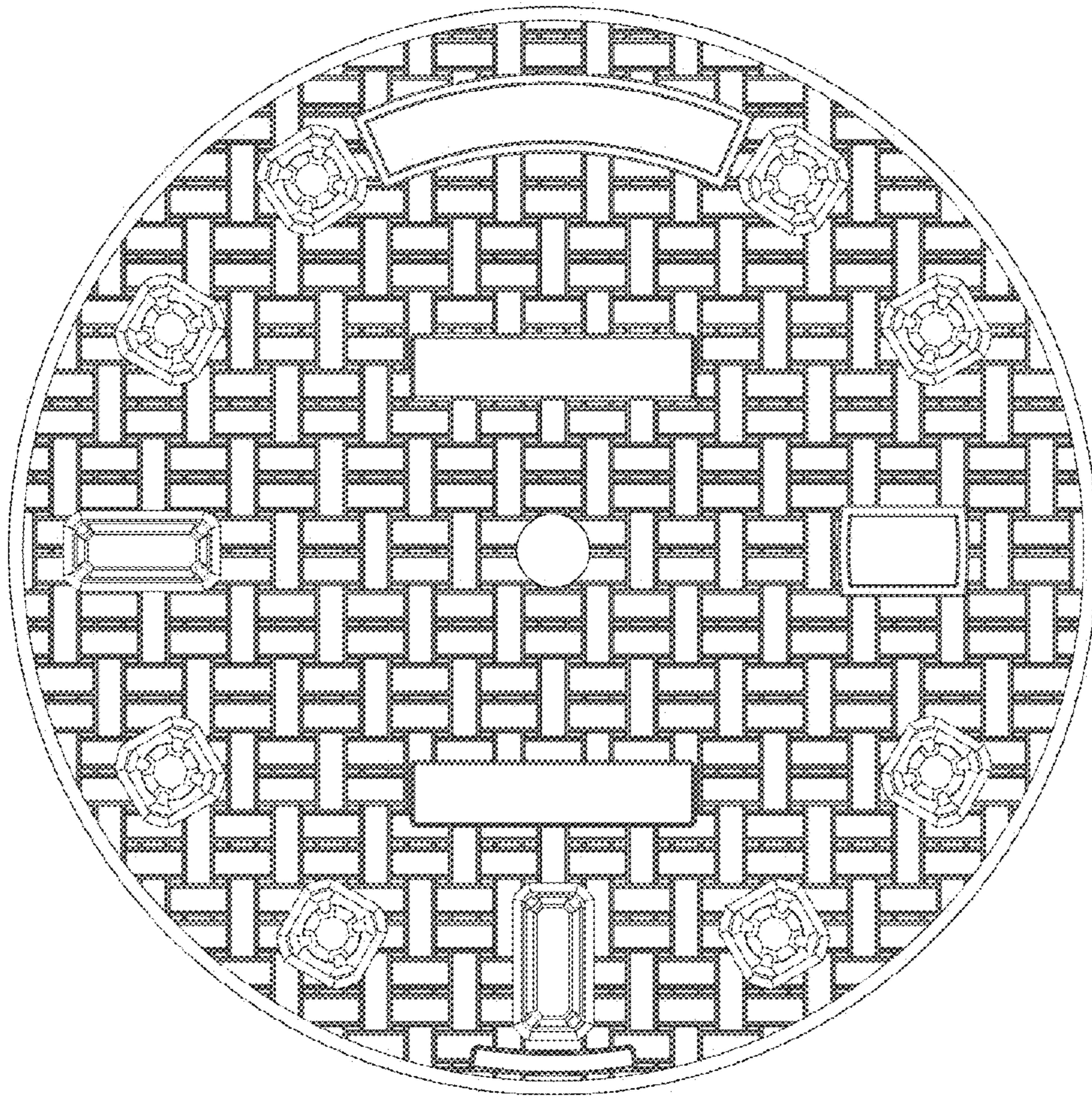


FIG. 1

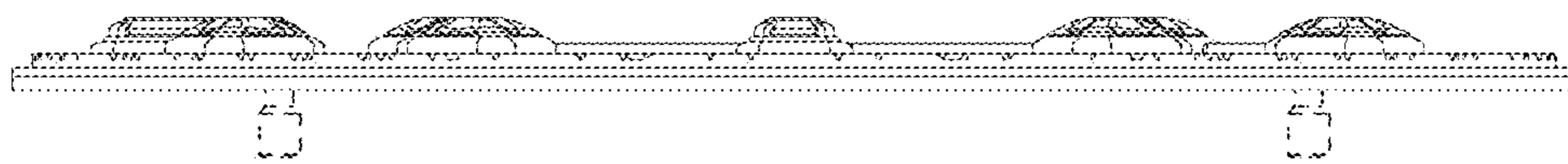


FIG. 2

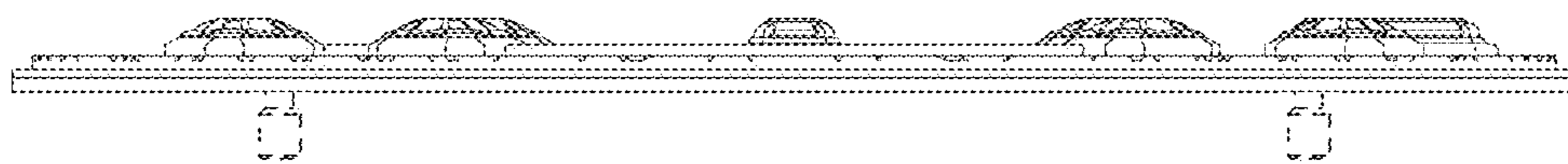


FIG. 3

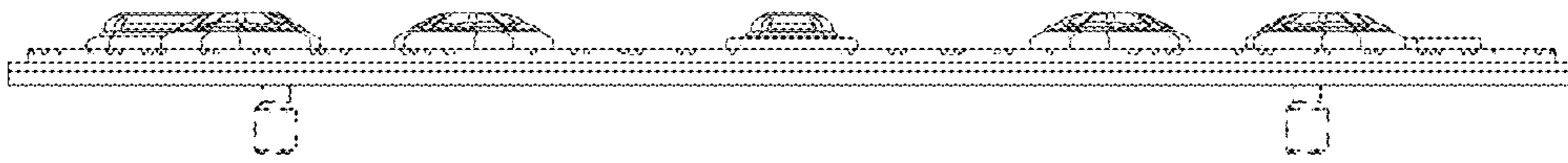


FIG. 4

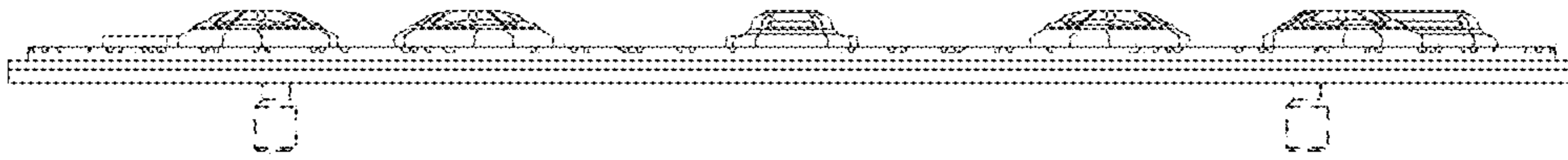


FIG. 5




FIG. 6