



US00D710724S

(12) **United States Design Patent**
Kulkarni et al.

(10) **Patent No.:** **US D710,724 S**

(45) **Date of Patent:** **** Aug. 12, 2014**

(54) **ROAD BARRIER INFRASTRUCTURE UNIT**

(71) Applicants: **Sandeep Chandrakant Kulkarni**,
Bangalore (IN); **Sudhakar**
Ramamoorthy Marur, Bangalore (IN)

(72) Inventors: **Sandeep Chandrakant Kulkarni**,
Bangalore (IN); **Sudhakar**
Ramamoorthy Marur, Bangalore (IN)

(73) Assignee: **Sabic Innovative Plastics IP B.V.** (NL)

(**) Term: **14 Years**

(21) Appl. No.: **29/448,738**

(22) Filed: **Mar. 13, 2013**

Related U.S. Application Data

(62) Division of application No. 29/429,580, filed on Aug. 14, 2012, now Pat. No. Des. 680,892.

(51) **LOC (10) Cl.** **10-05**

(52) **U.S. Cl.**
USPC **D10/113.3**

(58) **Field of Classification Search**
USPC D10/109.1, 13.3; 404/6
See application file for complete search history.

(56) **References Cited**

U.S. PATENT DOCUMENTS

4,806,044 A * 2/1989 Duckett 404/6
D341,098 S * 11/1993 Yodock D10/113.3
D379,668 S 6/1997 Karanikas
5,988,934 A * 11/1999 Wasserstrom 404/6
D431,657 S 10/2000 Wasserstrom

D439,935 S 4/2001 Tagg
D441,409 S 5/2001 Tagg
D478,389 S 8/2003 Brown
D498,163 S * 11/2004 Brown D10/113.3
D512,931 S * 12/2005 Brown D10/113.3
D514,972 S 2/2006 Brown et al.
D631,977 S 2/2011 Taylor
D634,443 S 3/2011 Taylor
2007/0110517 A1 * 5/2007 Wasserstrom et al. 404/6

* cited by examiner

Primary Examiner — George D Kirschbaum

(74) *Attorney, Agent, or Firm* — Cantor Colburn LLP

(57) **CLAIM**

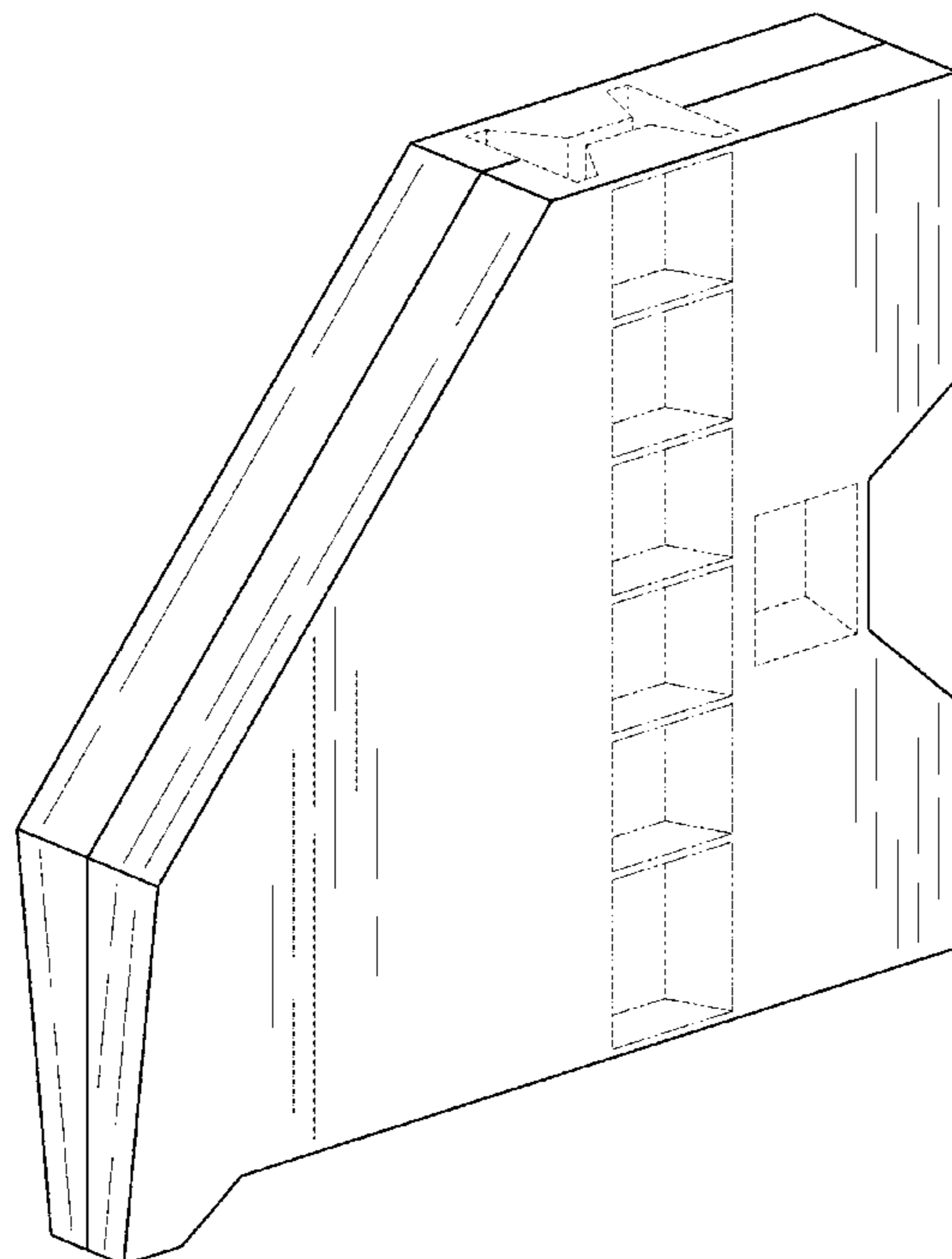
We claim, an ornamental design for a road barrier infrastructure unit, as shown and described.

DESCRIPTION

FIG. 1 is a rear prospective view of a road barrier infrastructure unit showing our new design;
FIG. 2 is a top plan view thereof;
FIG. 3 is a left side view thereof;
FIG. 4 is a bottom plan view thereof;
FIG. 5 is a right side view thereof;
FIG. 6 is a front plan view thereof; and,
FIG. 7 is a back plan view thereof.

The broken-line disclosure in the views is generally understood to form part of the environment in which the claimed design is embodied, but forms no part of the claimed design. In addition, the dash-dot-dash lines indicate a repeating pattern of openings, wherein the element may have openings of any shape and number that follow this repeating pattern.

1 Claim, 3 Drawing Sheets



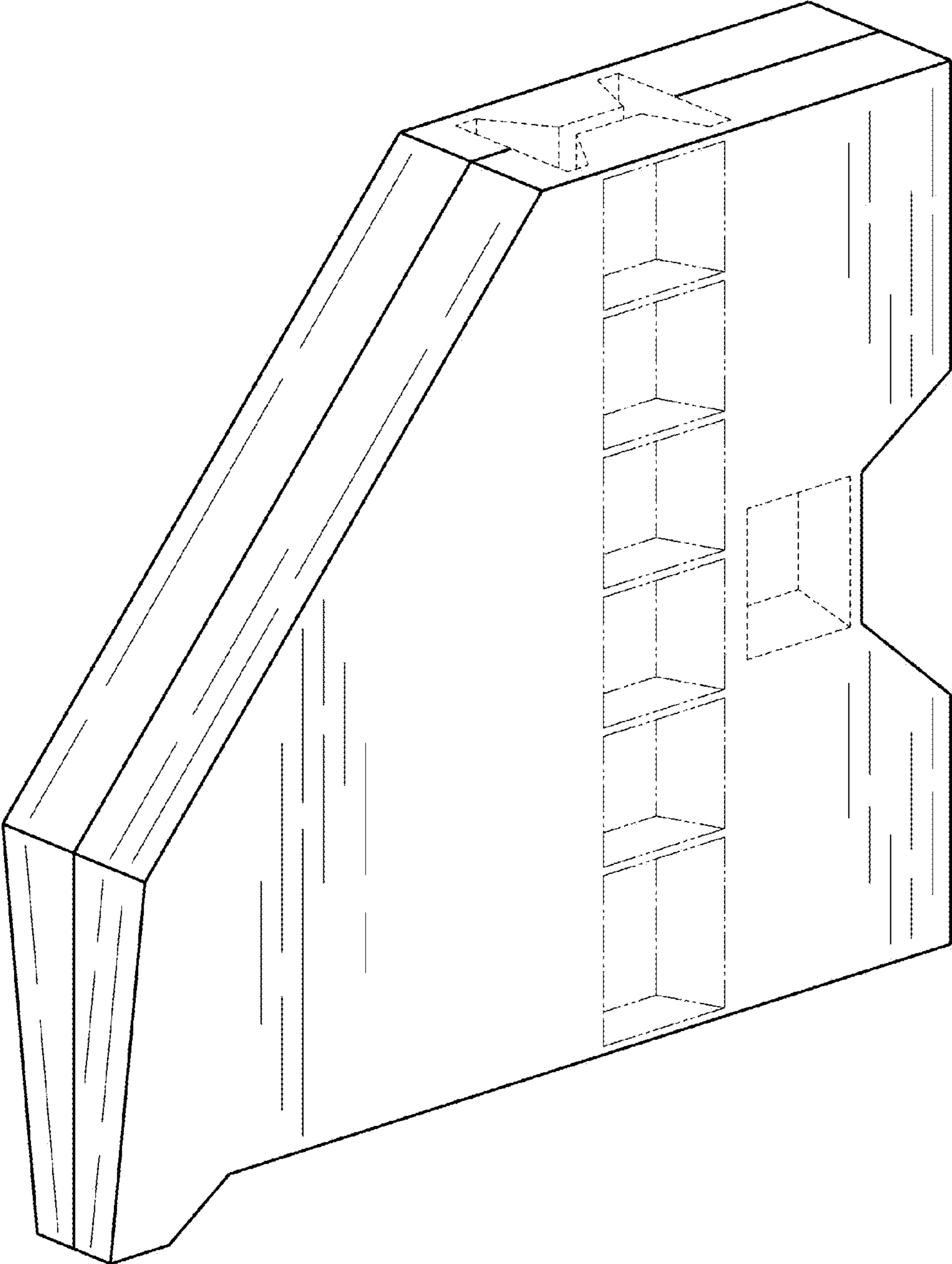


Fig. 1

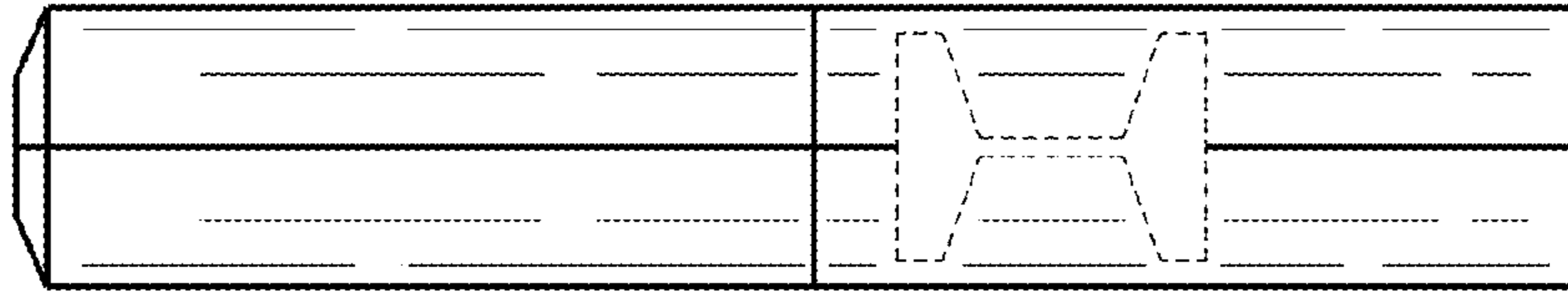


Fig. 2

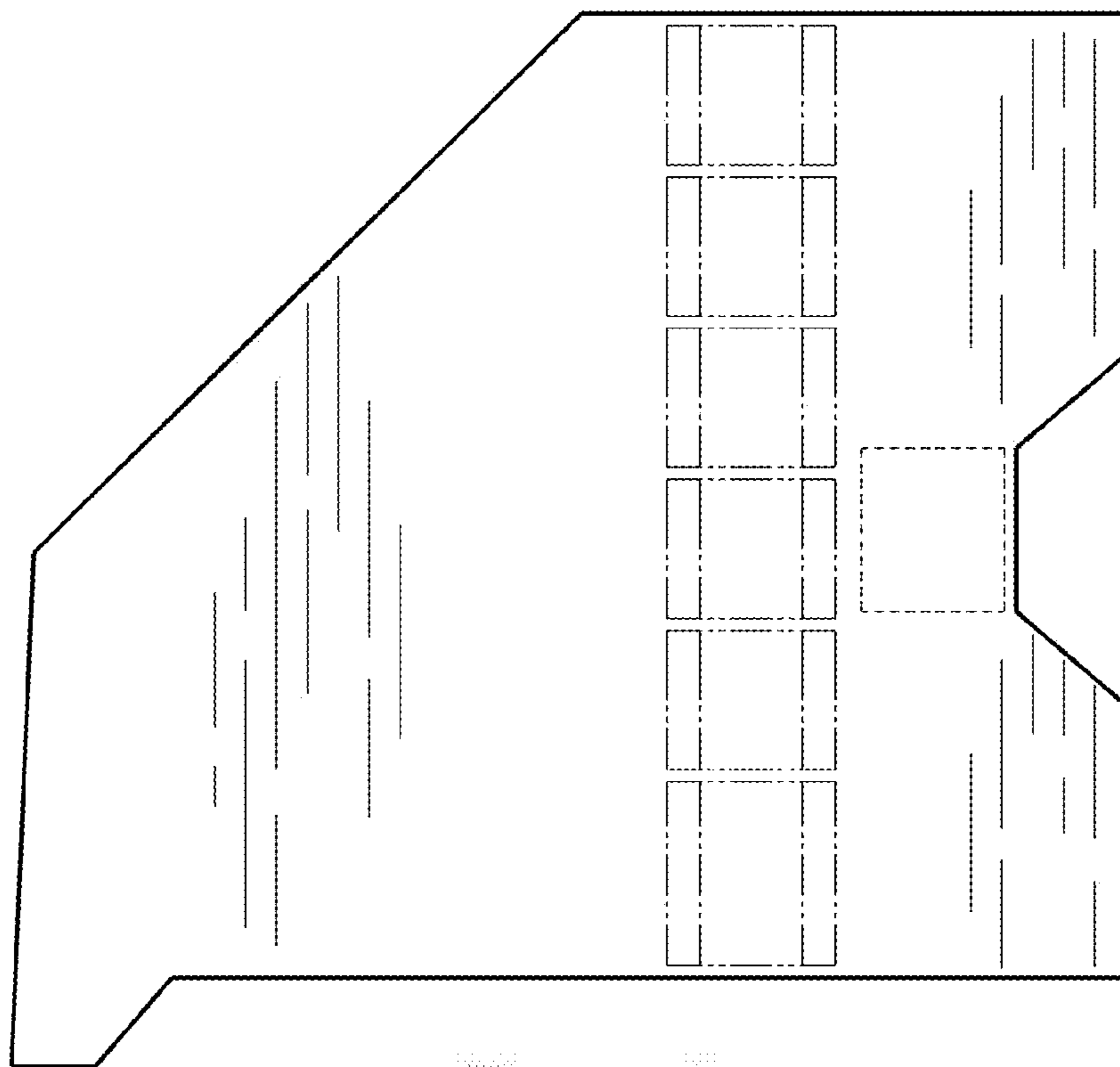


Fig. 3

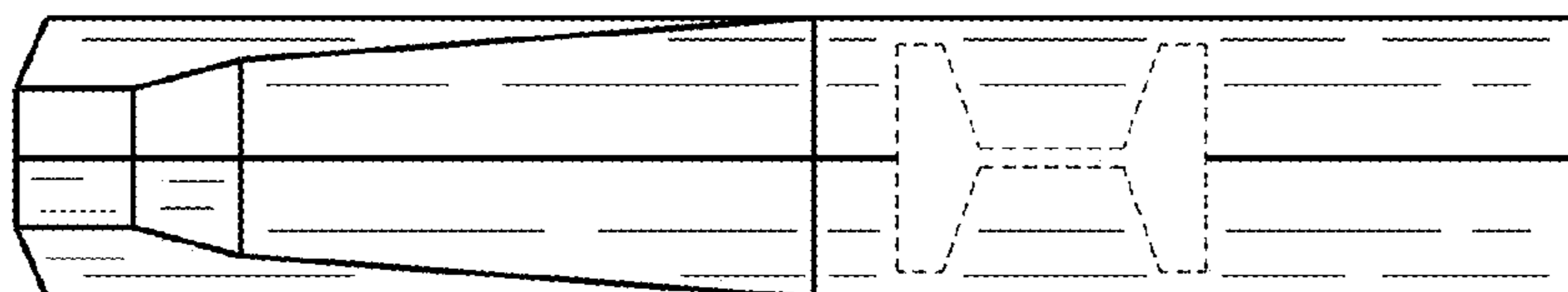


Fig. 4

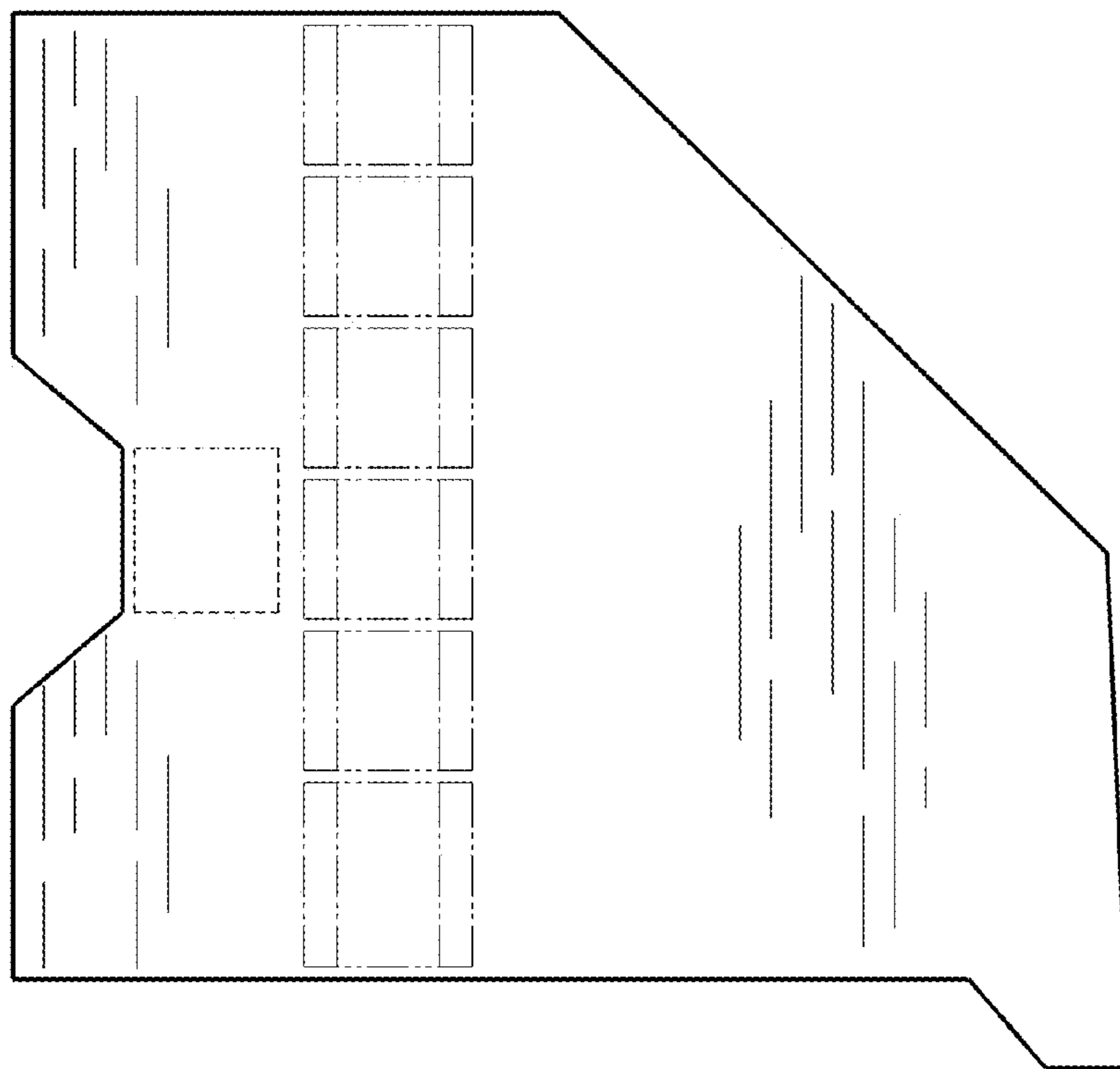


Fig. 5

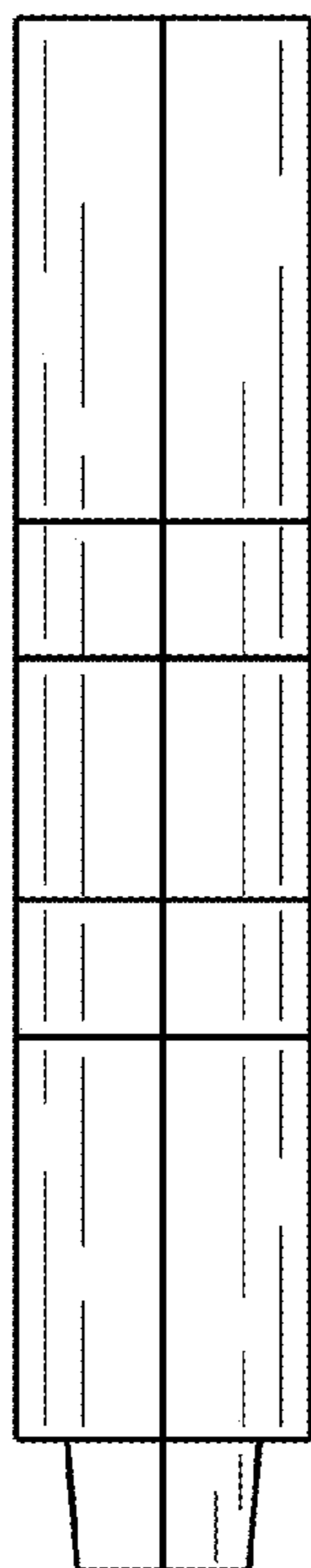


Fig. 6

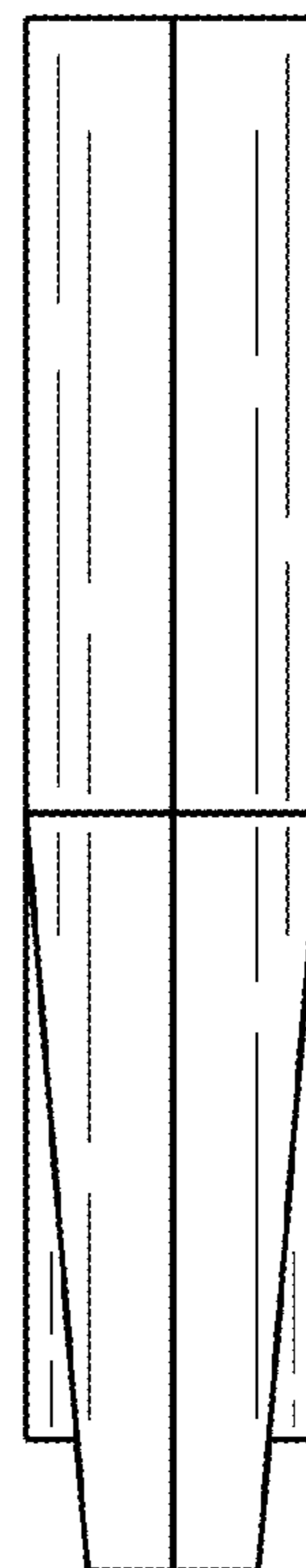


Fig. 7