



US00D710711S

(12) **United States Design Patent**
Martin et al.

(10) **Patent No.:** **US D710,711 S**

(45) **Date of Patent:** **** Aug. 12, 2014**

(54) **BOTTLE**

(71) Applicant: **Saint-Gobain Containers, Inc.**, Muncie, IN (US)

(72) Inventors: **Steven W. Martin**, Ridgeville, IN (US);
Mark A. Repko, Indianapolis, IN (US)

(73) Assignee: **Ardagh Glass Inc.**, Muncie, IN (US)

(**) Term: **14 Years**

(21) Appl. No.: **29/448,835**

(22) Filed: **Mar. 14, 2013**

(51) **LOC (10) Cl.** **09-01**

(52) **U.S. Cl.**
USPC **D9/668**

(58) **Field of Classification Search**
USPC D7/514–520, 613, 619.2, 623, 628,
D7/392.1, 901; D9/600, 652, 667–668,
D9/500–504, 516, 537–546, 549,
D9/556–558; 206/494, 457, 459.1, 459.5;
220/890

See application file for complete search history.

(56) **References Cited**

U.S. PATENT DOCUMENTS

D324,330 S 3/1992 Feletto
D419,058 S 1/2000 Roth et al.
D427,514 S * 7/2000 Roth et al. D9/668
D501,404 S * 2/2005 Dalton et al. D9/500

D540,692 S * 4/2007 Yorn et al. D9/668
D544,367 S 6/2007 Calderon-Bautista
D587,070 S * 2/2009 Thompson D7/515
D601,851 S * 10/2009 Lopez D7/515
D619,904 S 7/2010 Ciucciomei
D665,265 S 8/2012 Fonseca

* cited by examiner

Primary Examiner — Sandra Morris

(74) *Attorney, Agent, or Firm* — John V. Daniluck; Bingham Greenebaum Doll LLP

(57) **CLAIM**

The ornamental design for a bottle, as shown and described.

DESCRIPTION

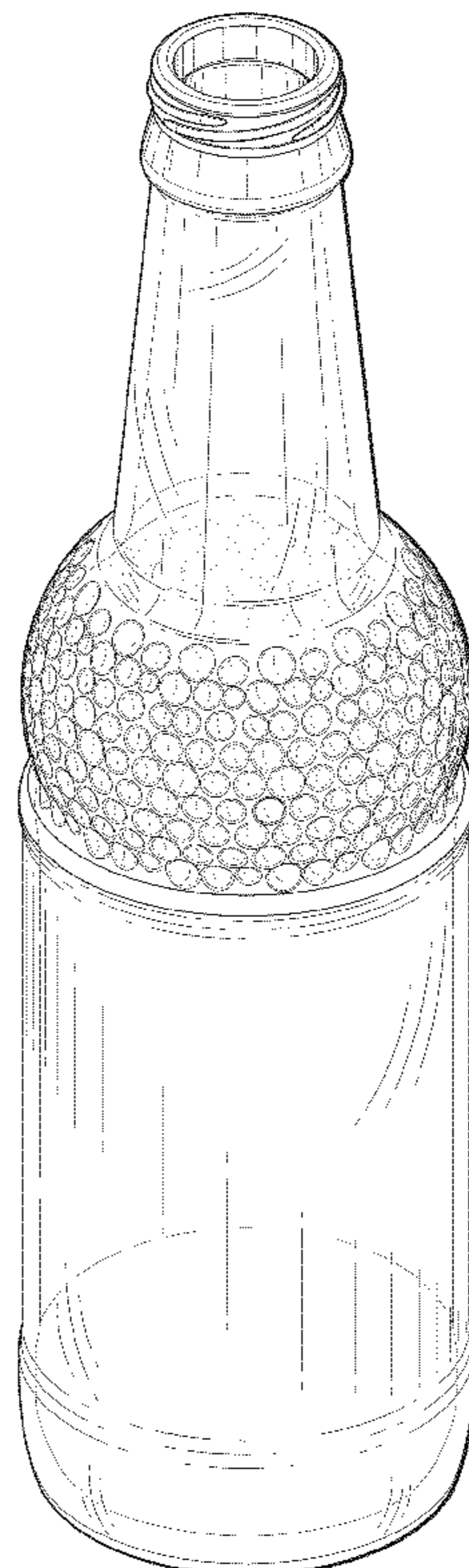
FIG. 1 is a top, front, left side perspective view of a bottle showing my new design, with portions of the rounded shoulders being transparent;

FIG. 2 is a front elevational view of the bottle of FIG. 1; FIG. 3 is a left side elevational view of the bottle of FIG. 1; FIG. 4 is a right side elevational view of the bottle of FIG. 1; FIG. 5 is a top plan view of the bottle of FIG. 1; and FIG. 6 is a rear elevational view of the bottle of FIG. 1.

FIG. 7 is a top, front, left side perspective view of a bottle showing my new design, with portions of the rounded shoulders not being transparent;

FIG. 8 is a front elevational view of the bottle of FIG. 7; FIG. 9 is a left side elevational view of the bottle of FIG. 7; FIG. 10 is a right side elevational view of the bottle of FIG. 7; FIG. 11 is a top plan view of the bottle of FIG. 7; and, FIG. 12 is a rear elevational view of the bottle of FIG. 7.

1 Claim, 12 Drawing Sheets



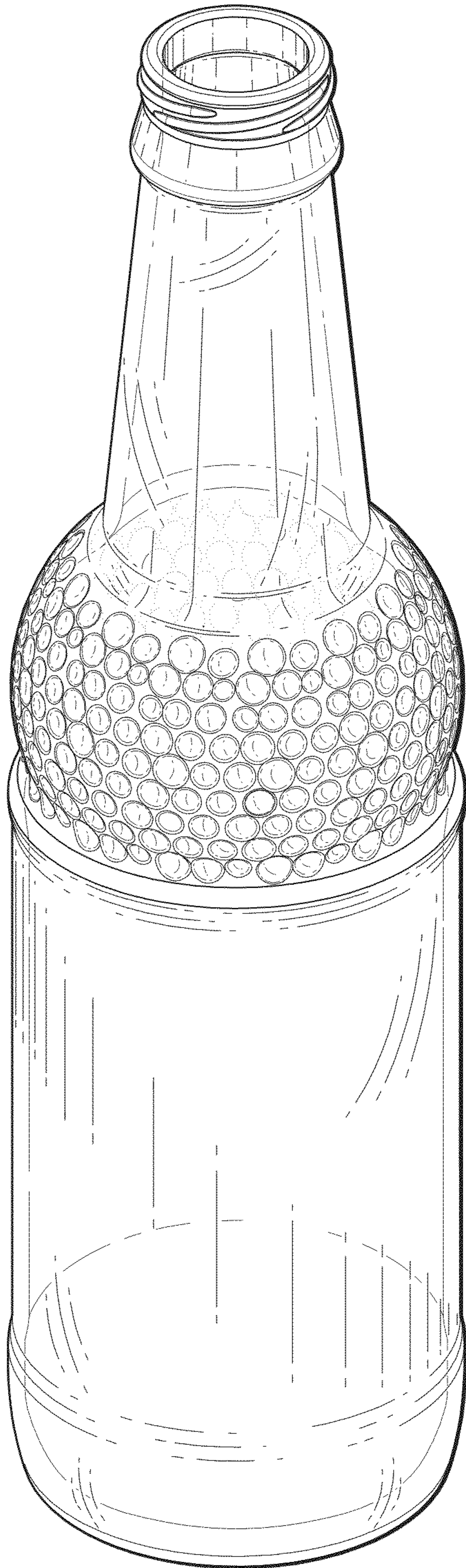


Fig. 1

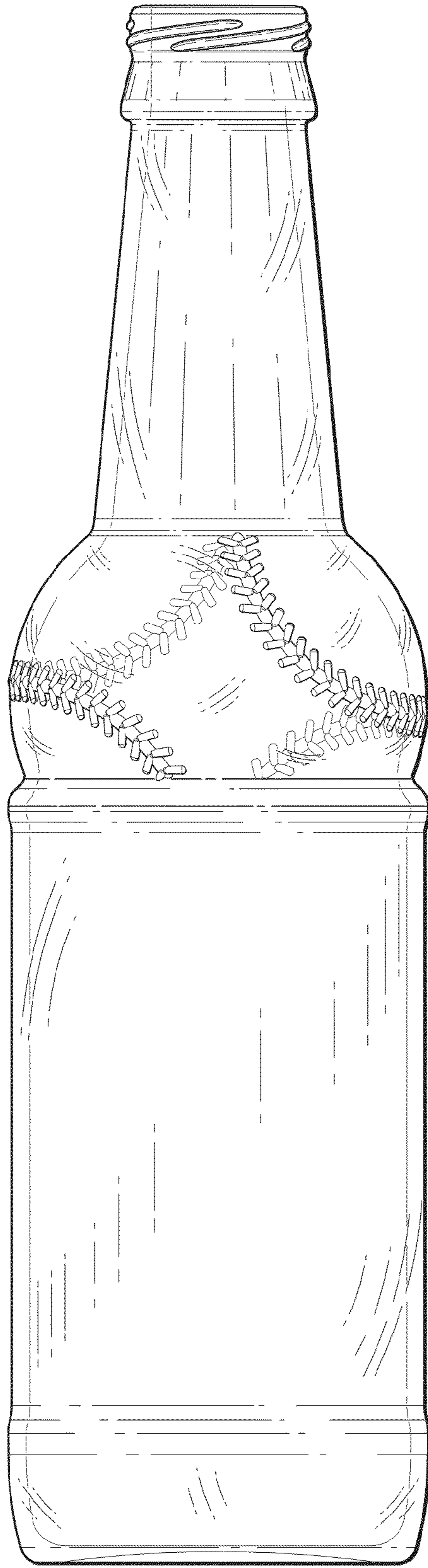


Fig. 2

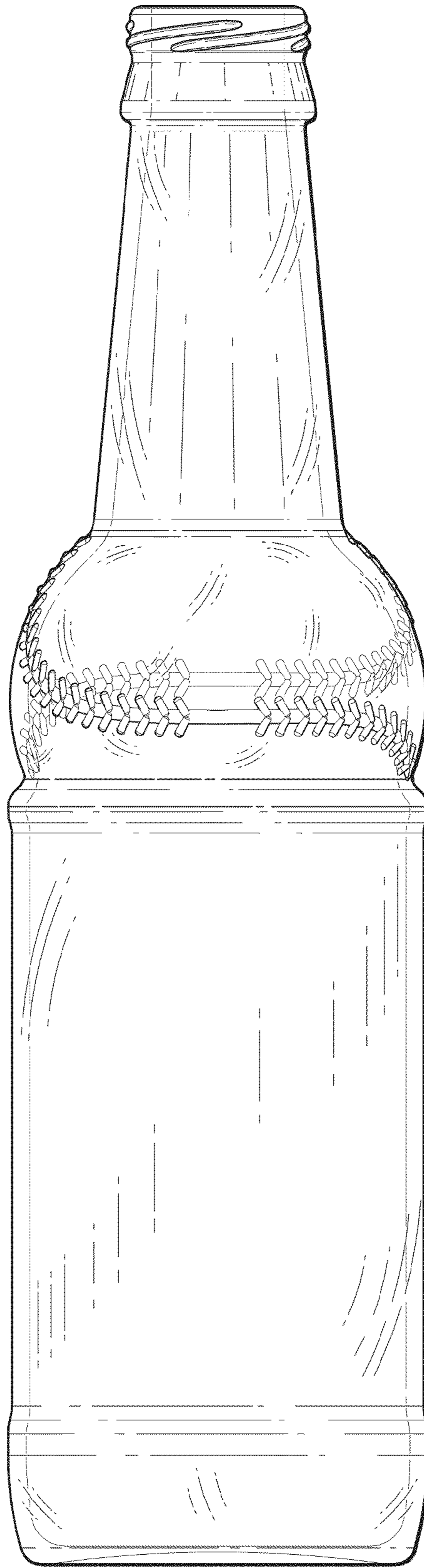


Fig. 3

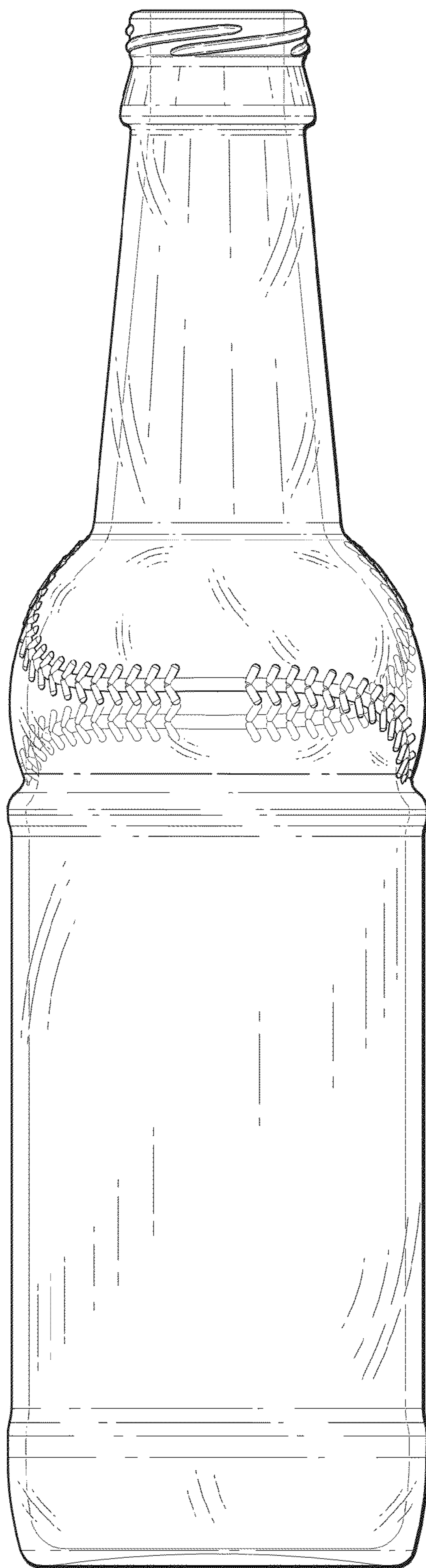


Fig. 4

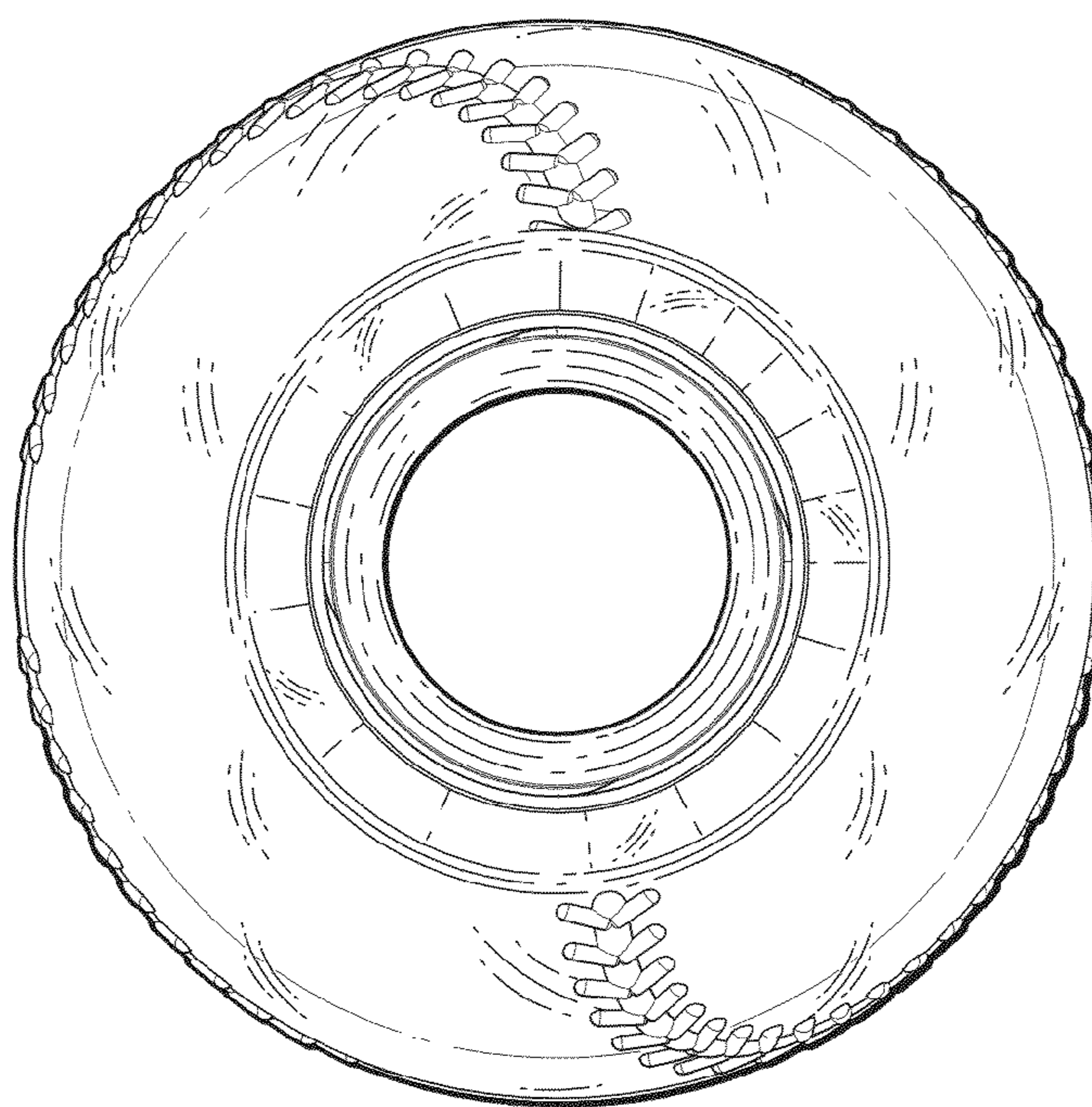


Fig. 5

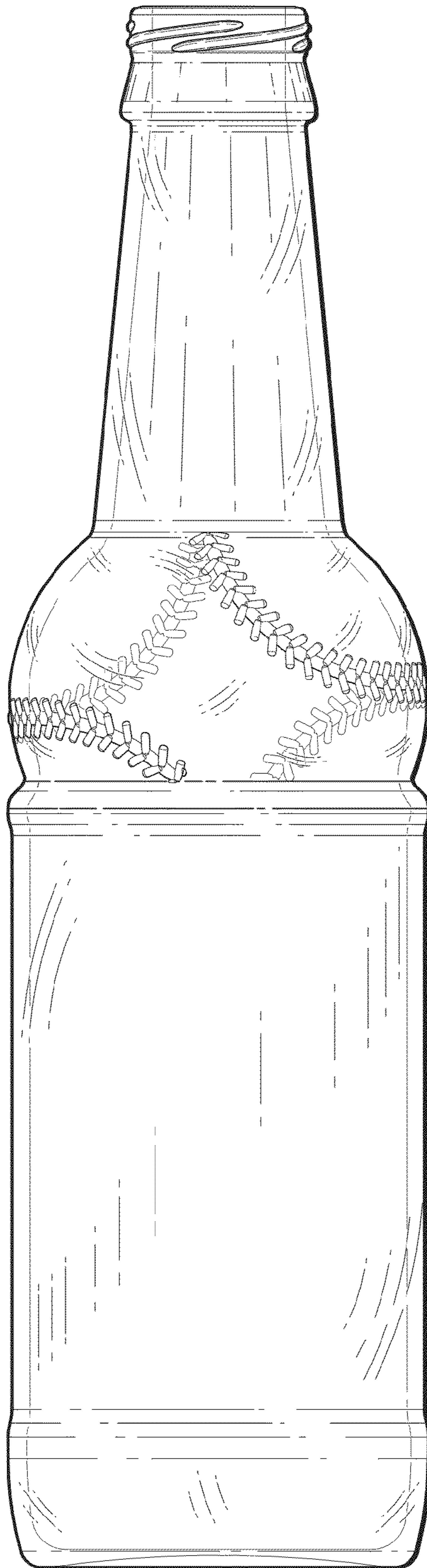


Fig. 6

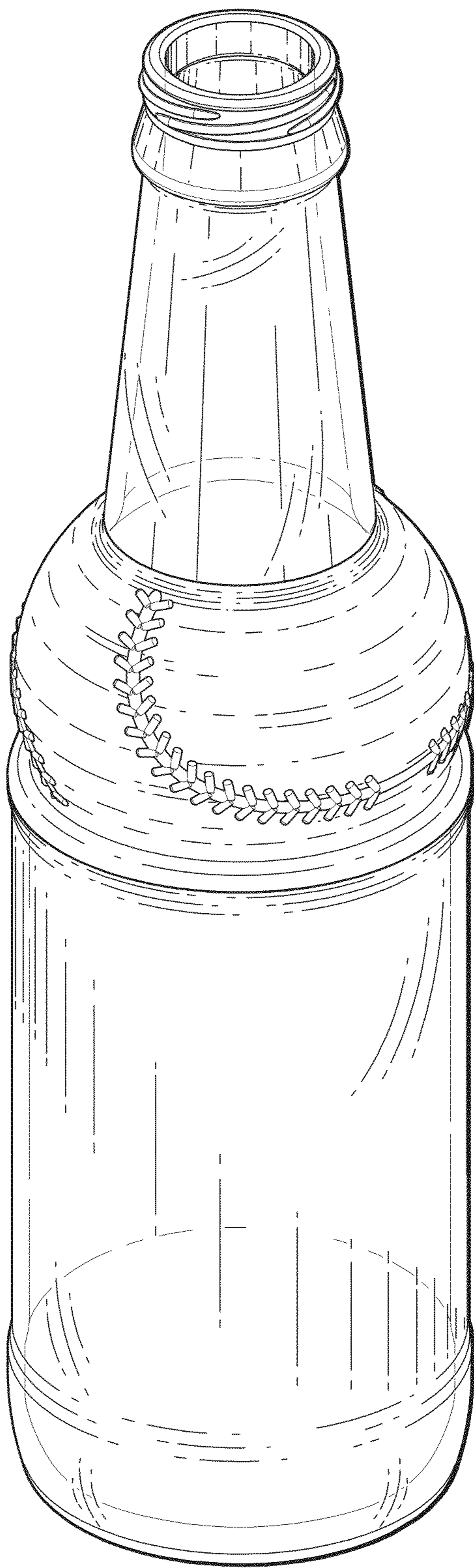


Fig. 7

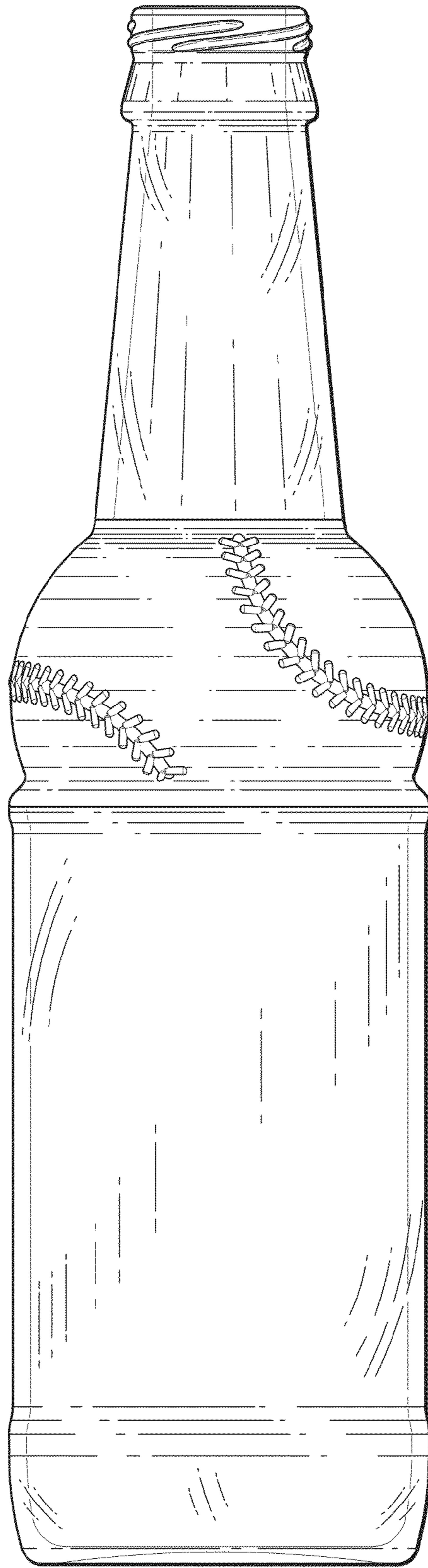


Fig. 8

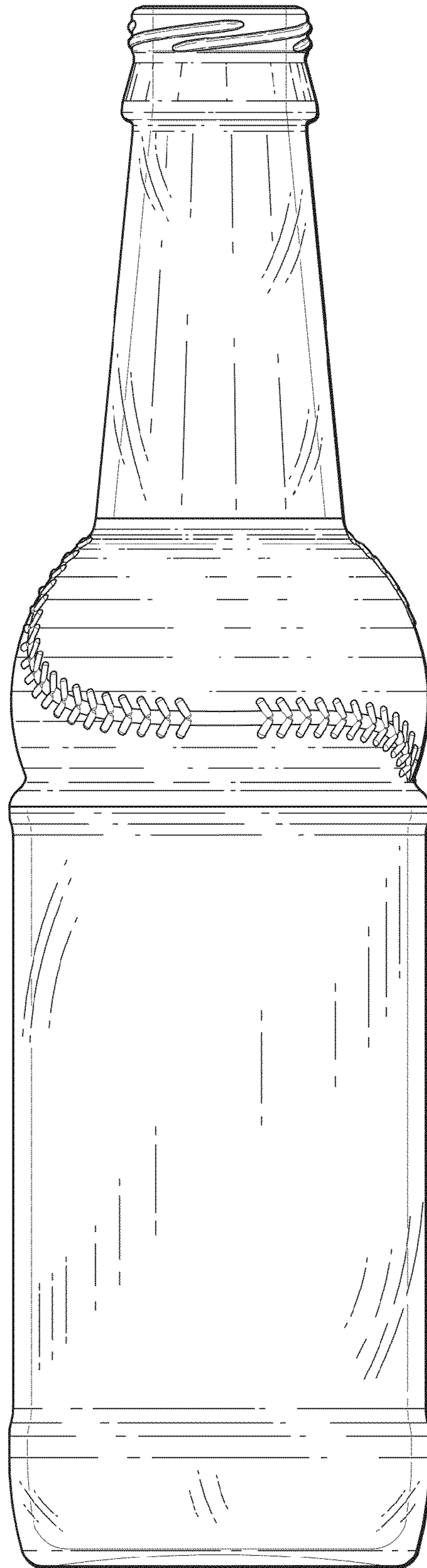


Fig. 9

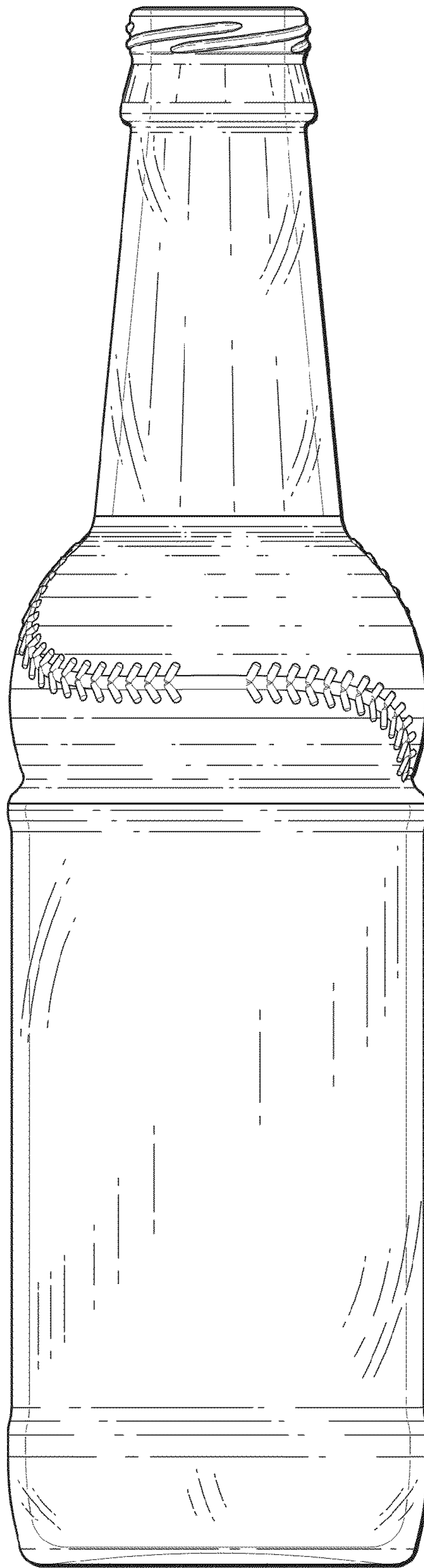


Fig. 10

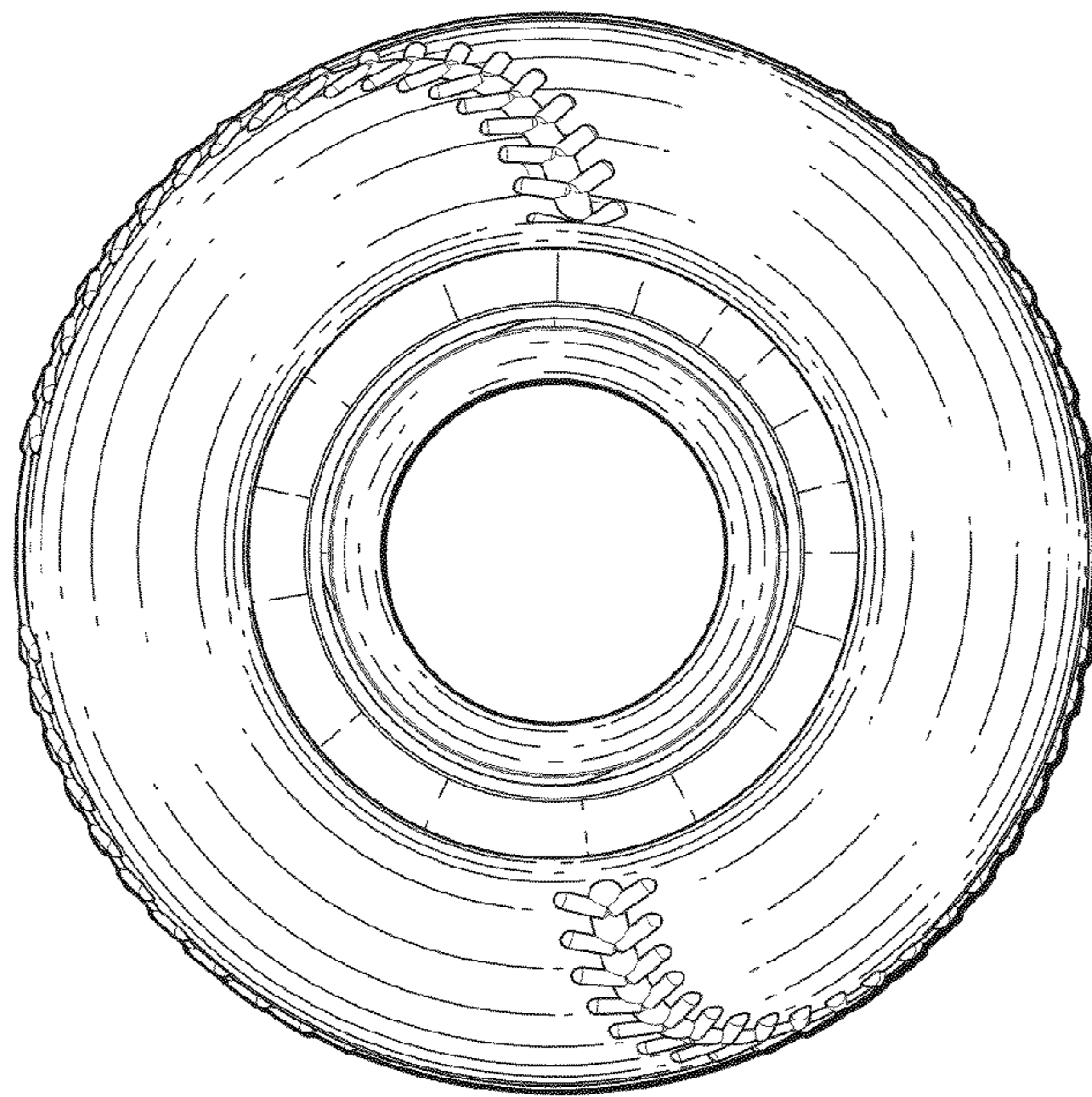


Fig. 11

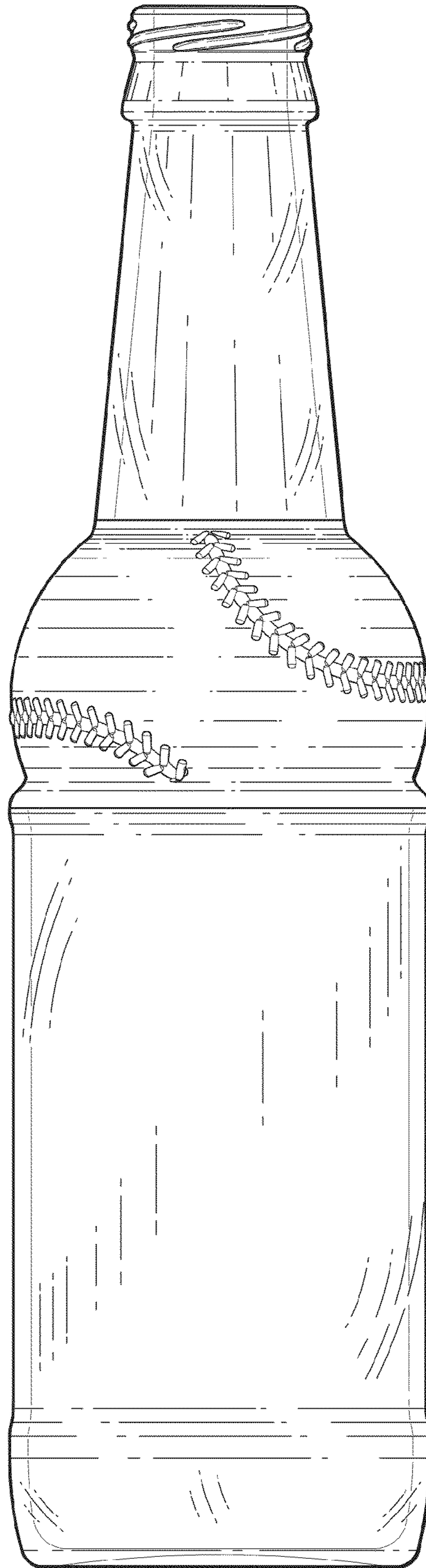


Fig. 12

UNITED STATES PATENT AND TRADEMARK OFFICE
CERTIFICATE OF CORRECTION

PATENT NO. : D710,711 S
APPLICATION NO. : 29/448835
DATED : August 12, 2014
INVENTOR(S) : Martin et al.

Page 1 of 3

It is certified that error appears in the above-identified patent and that said Letters Patent is hereby corrected as shown below:

Delete the title page showing an illustrative figure and substitute the attached title page therefor.

In the Drawings

Please delete issued FIG. 1 from this patent and insert in lieu thereof the FIG. 1 as originally-filed in the application, a copy of which is attached.

Signed and Sealed this
Twenty-seventh Day of January, 2015



Michelle K. Lee
Deputy Director of the United States Patent and Trademark Office

(12) **United States Design Patent** (10) **Patent No.:** **US D710,711 S**
Martin et al. (45) **Date of Patent:** **** Aug. 12, 2014**

(54) **BOTTLE**
 (71) Applicant: **Saint-Gobain Containers, Inc., Muncie, IN (US)**
 (72) Inventors: **Steven W. Martin, Ridgeville, IN (US); Mark A. Repko, Indianapolis, IN (US)**
 (73) Assignee: **Ardagh Glass Inc., Muncie, IN (US)**
 (**) Term: **14 Years**
 (21) Appl. No.: **29/448,835**
 (22) Filed: **Mar. 14, 2013**
 (51) **LOC (10) Cl.** **09-01**
 (52) **U.S. Cl.**
 USPC **D9/668**
 (58) **Field of Classification Search**
 USPC **D7/514-520, 613, 619.2, 623, 628, D7/392.1, 901; D9/600, 652, 667-668, D9/500-504, 516, 537-546, 549, D9/556-558; 206/494, 457, 459.1, 459.5; 220/890**
 See application file for complete search history.

D540,692 S * 4/2007 Yorn et al. D9/668
 D544,367 S 6/2007 Calderon-Bautista
 D587,070 S * 2/2009 Thompson D7/515
 D601,851 S * 10/2009 Lopez D7/515
 D619,904 S 7/2010 Ciucciomei
 D665,265 S 8/2012 Fonseca

* cited by examiner
Primary Examiner — Sandra Morris
 (74) *Attorney, Agent, or Firm* — John V. Daniluck; Bingham Greenebaum Doll LLP

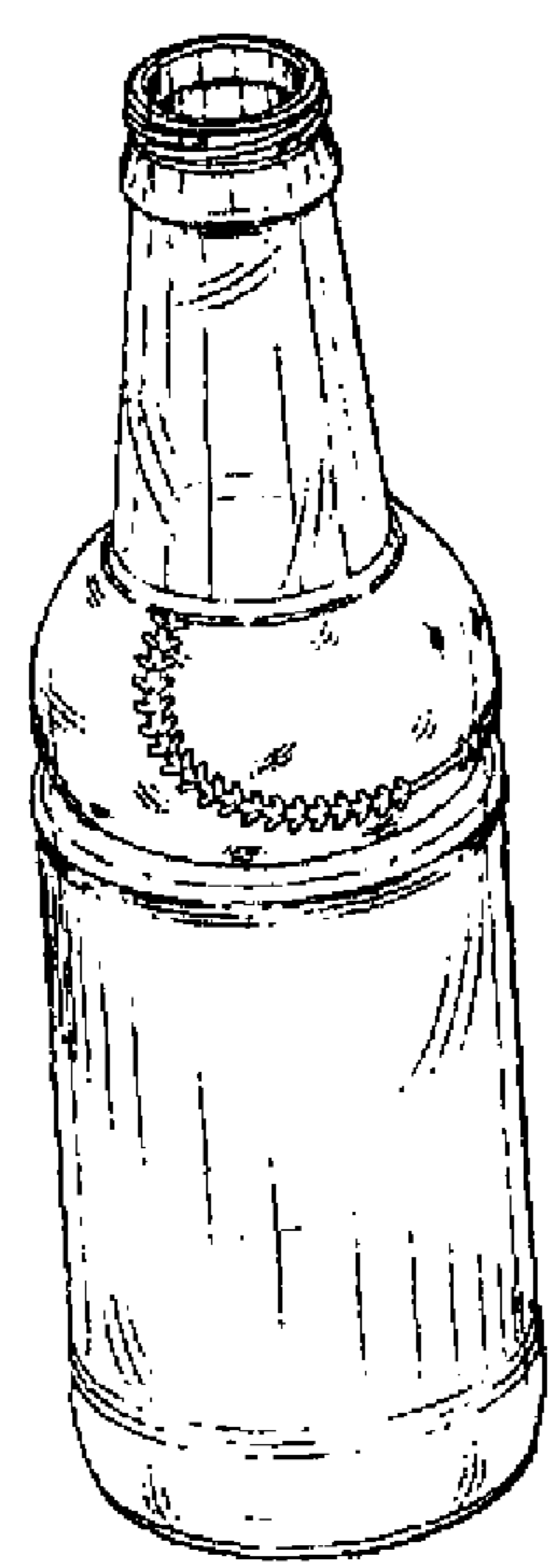
(57) **CLAIM**
 The ornamental design for a bottle, as shown and described.

DESCRIPTION

FIG. 1 is a top, front, left side perspective view of a bottle showing my new design, with portions of the rounded shoulders being transparent;
 FIG. 2 is a front elevational view of the bottle of FIG. 1;
 FIG. 3 is a left side elevational view of the bottle of FIG. 1;
 FIG. 4 is a right side elevational view of the bottle of FIG. 1;
 FIG. 5 is a top plan view of the bottle of FIG. 1; and
 FIG. 6 is a rear elevational view of the bottle of FIG. 1.
 FIG. 7 is a top, front, left side perspective view of a bottle showing my new design, with portions of the rounded shoulders not being transparent;
 FIG. 8 is a front elevational view of the bottle of FIG. 7;
 FIG. 9 is a left side elevational view of the bottle of FIG. 7;
 FIG. 10 is a right side elevational view of the bottle of FIG. 7;
 FIG. 11 is a top plan view of the bottle of FIG. 7; and
 FIG. 12 is a rear elevational view of the bottle of FIG. 7.

1 Claim, 12 Drawing Sheets

(56) **References Cited**
U.S. PATENT DOCUMENTS
 D324,330 S 3/1992 Feletto
 D419,058 S 1/2000 Roth et al.
 D427,514 S * 7/2000 Roth et al. D9/668
 D501,404 S * 2/2005 Dalton et al. D9/500



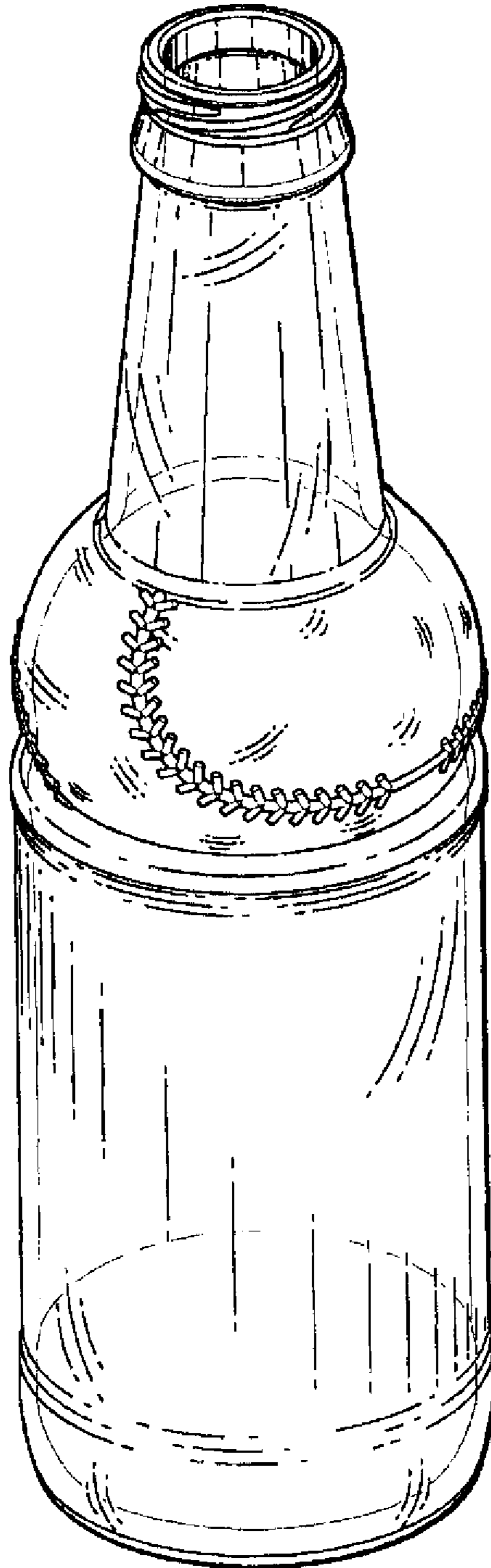


Fig. 1