



US00D710710S

(12) **United States Design Patent**  
**Martin et al.**

(10) **Patent No.:** **US D710,710 S**

(45) **Date of Patent:** **\*\* Aug. 12, 2014**

(54) **BOTTLE**

(71) Applicant: **Saint-Gobain Containers, Inc.**, Muncie, IN (US)

(72) Inventors: **Steven W. Martin**, Ridgeville, IN (US);  
**Mark A. Repko**, Indianapolis, IN (US)

(73) Assignee: **Ardagh Glass Inc.**, Muncie, IN (US)

(\*\*) Term: **14 Years**

(21) Appl. No.: **29/448,834**

(22) Filed: **Mar. 14, 2013**

(51) **LOC (10) Cl.** ..... **09-01**

(52) **U.S. Cl.**  
USPC ..... **D9/668; D9/551**

(58) **Field of Classification Search**  
USPC ..... D7/514–520, 613, 619.2, 623, 628,  
D7/392.1, 901; D9/600, 652, 667–668,  
D9/500–504, 516, 537–546, 549,  
D9/556–558; 206/494, 457, 459.1, 459.5;  
220/890

See application file for complete search history.

(56) **References Cited**

**U.S. PATENT DOCUMENTS**

D324,330 S 3/1992 Feletto  
D419,058 S 1/2000 Roth et al.  
D427,057 S \* 6/2000 Roth et al. .... D9/668  
D474,372 S \* 5/2003 Leon ..... D7/515

D475,892 S \* 6/2003 Andres et al. .... D7/515  
D526,906 S \* 8/2006 Yorn et al. .... D9/668  
D529,816 S \* 10/2006 Yorn et al. .... D9/668  
D540,692 S \* 4/2007 Yorn et al. .... D9/668  
D544,367 S 6/2007 Calderon-Bautista  
D619,904 S 7/2010 Ciucciomei  
D621,270 S \* 8/2010 Arnell ..... D9/538  
D665,265 S 8/2012 Fonseca

\* cited by examiner

*Primary Examiner* — Sandra Morris

(74) *Attorney, Agent, or Firm* — John V. Daniluck; Bingham Greenebaum Doll LLP

(57) **CLAIM**

The ornamental design for a bottle, as shown and described.

**DESCRIPTION**

FIG. 1 is a top, front, left side perspective view of a bottle showing my new design, with portions of the rounded shoulders being transparent;

FIG. 2 is a front elevational view of the bottle of FIG. 1;

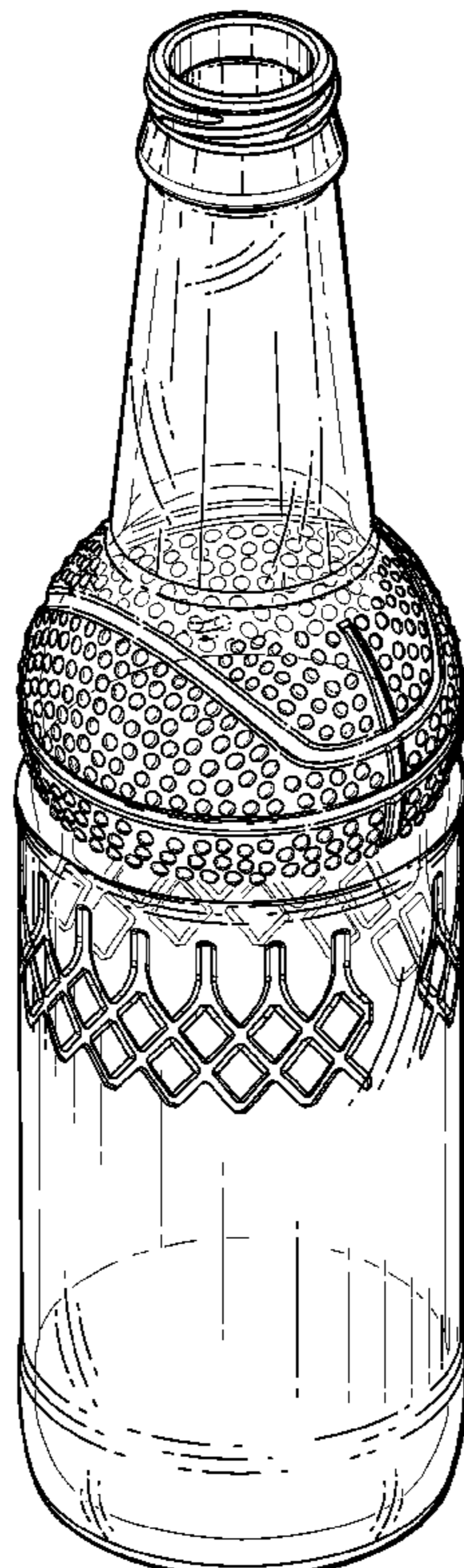
FIG. 3 is a left side elevational view of the bottle of FIG. 1, the right side elevational view being identical; and  
FIG. 4 is a top plan view of the bottle of FIG. 1.

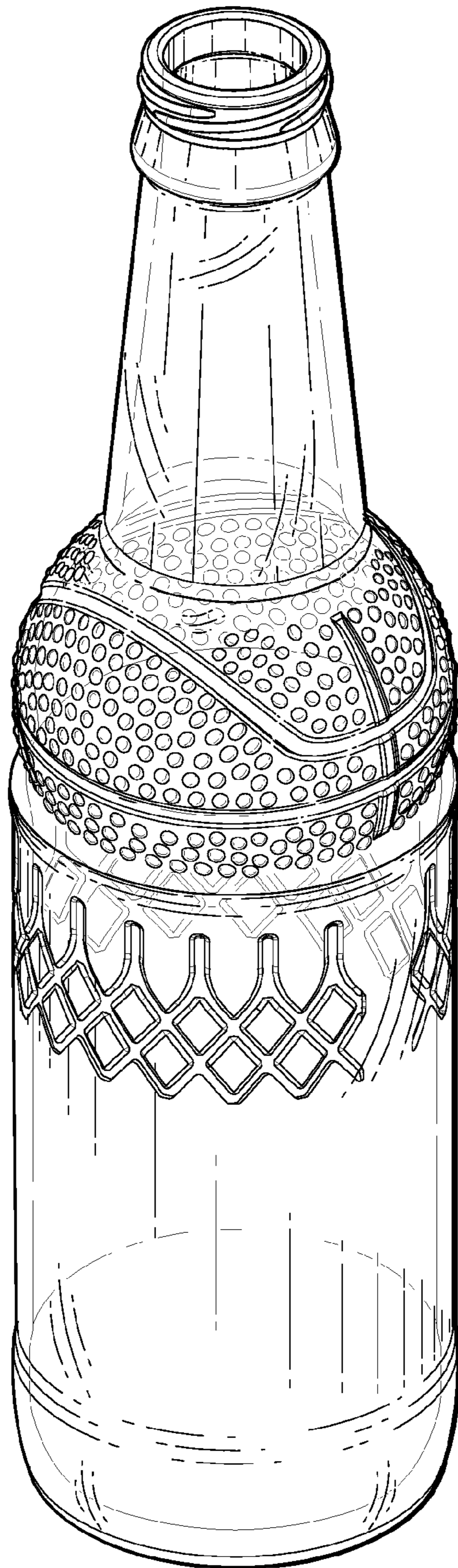
FIG. 5 is a top, front, left side perspective view of a bottle showing my new design, with portions of the rounded shoulders not being transparent;

FIG. 6 is a front elevational view of the bottle of FIG. 5;


FIG. 7 is a left side elevational view of the bottle of FIG. 5, the right side elevational view being identical; and,  
FIG. 8 is a top plan view of the bottle of FIG. 5.

**1 Claim, 8 Drawing Sheets**

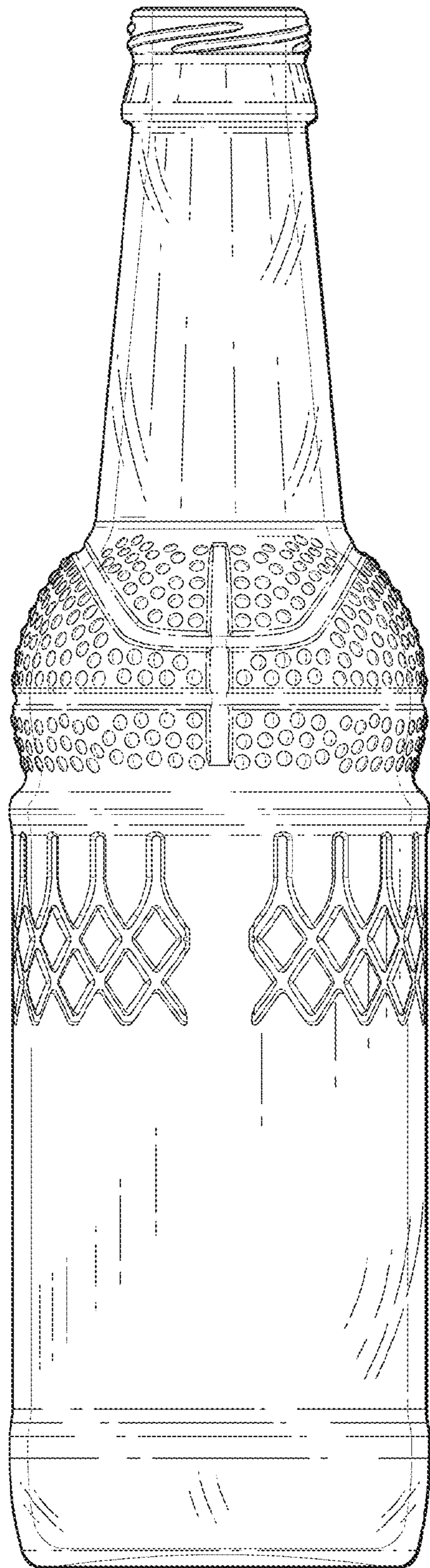




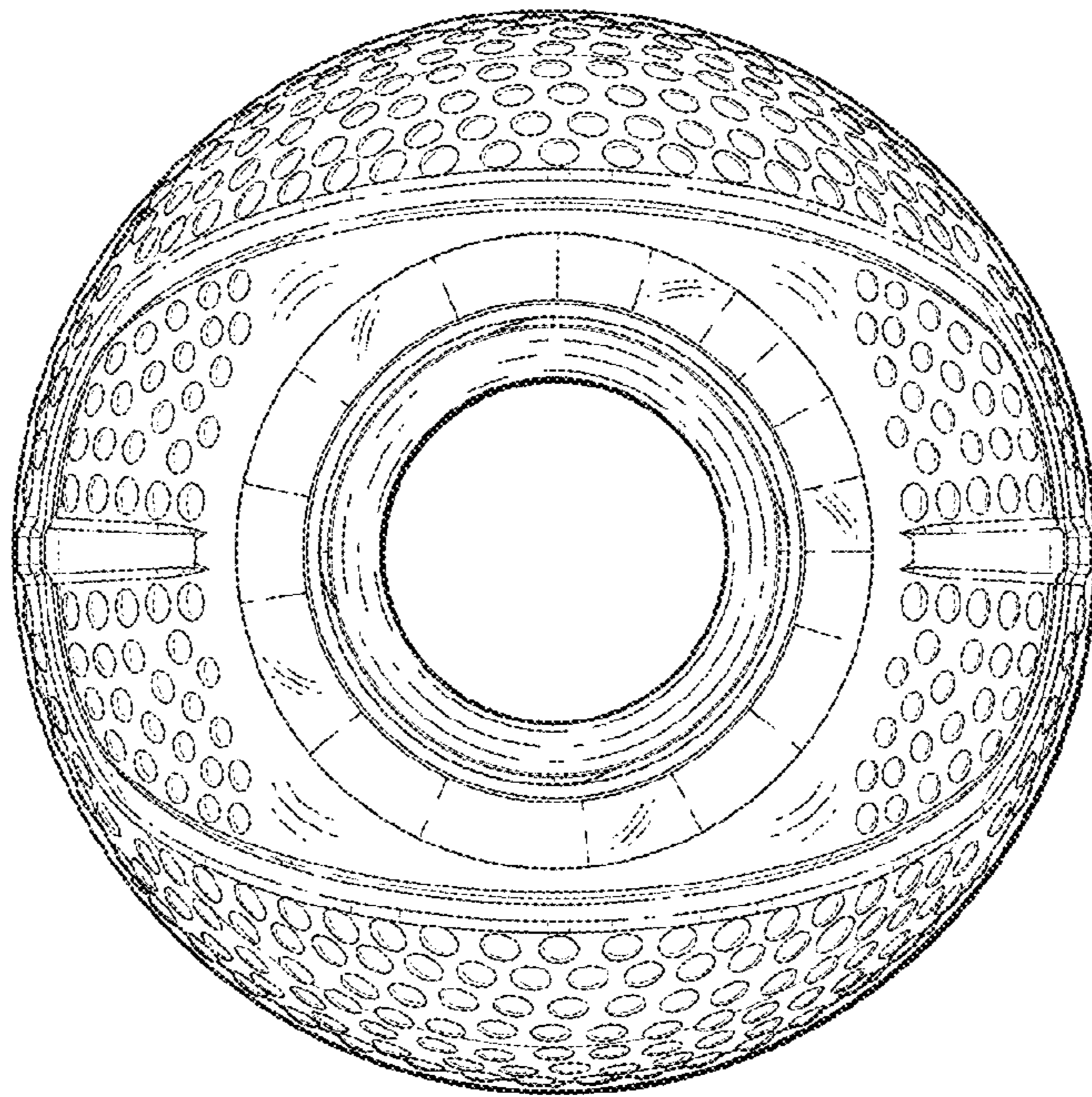
**Fig. 1**



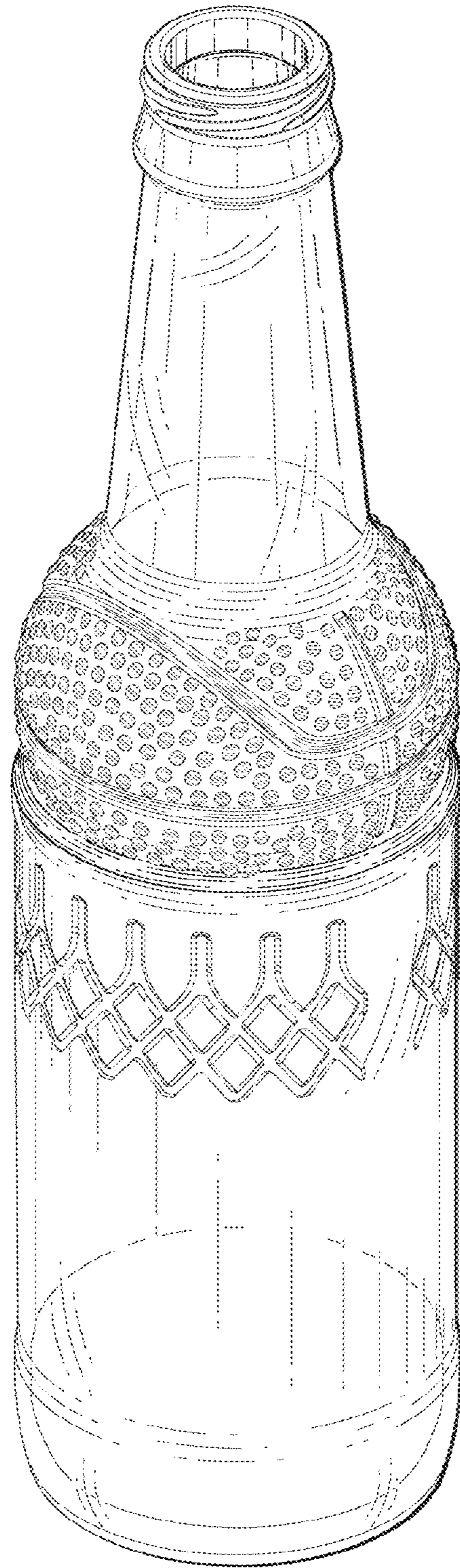
**Fig. 2**



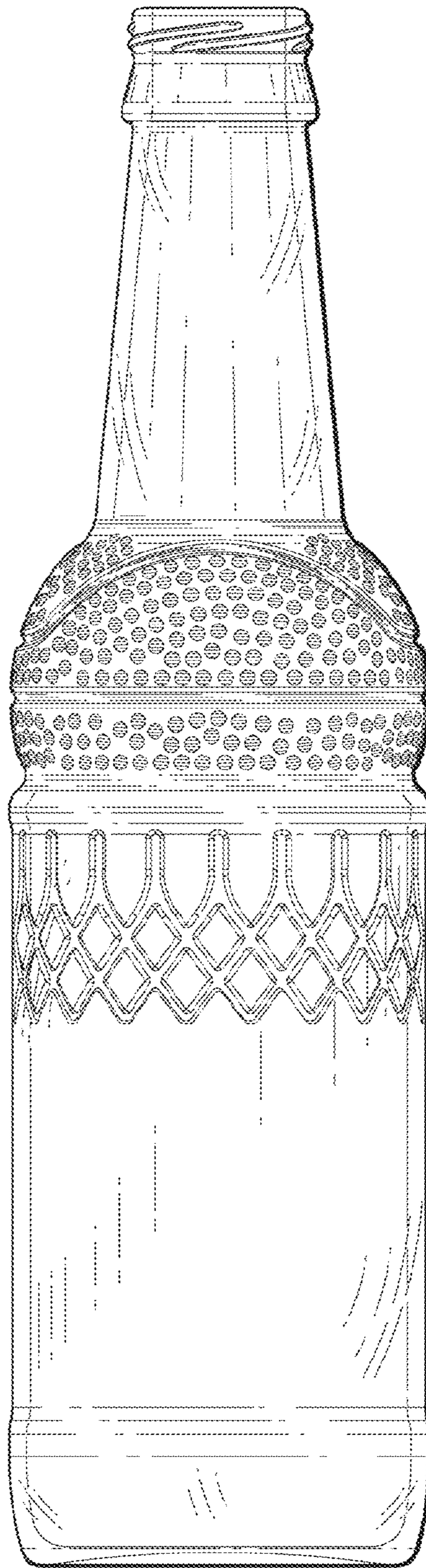
**Fig. 3**




**Fig. 4**



**Fig. 5**

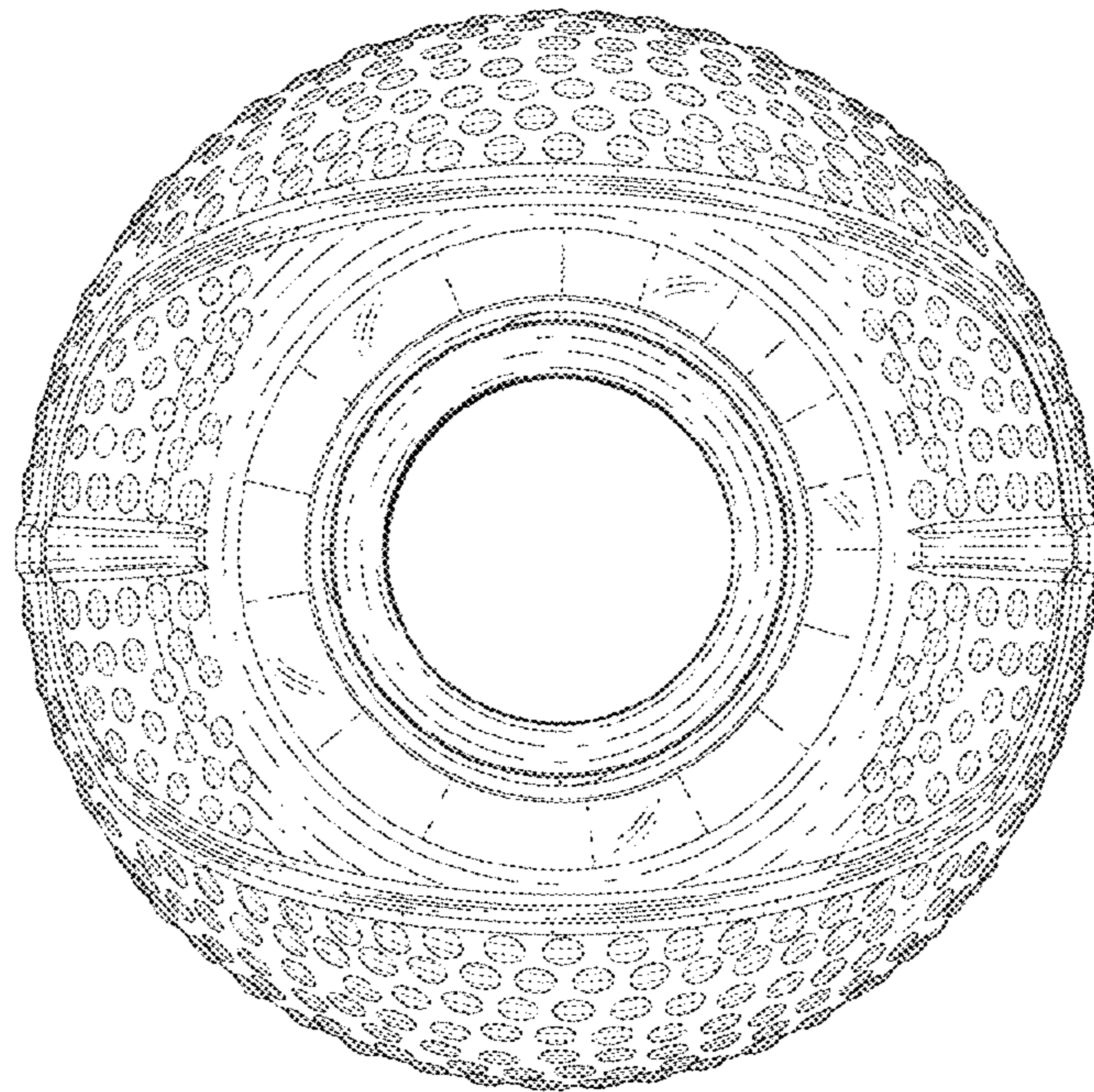


**Fig. 6**



**Fig. 7**





**Fig. 8**