



US00D710700S

(12) **United States Design Patent**  
**Glass et al.**

(10) **Patent No.:** **US D710,700 S**

(45) **Date of Patent:** **\*\* Aug. 12, 2014**

(54) **HOLDER FOR MULTIPLE STORED VALUE CARDS**

(71) Applicant: **Gift Card Impressions, LLC**, Kansas City, MO (US)

(72) Inventors: **Brett R. Glass**, Kansas City, MO (US);  
**Nicole E. Glass**, Kansas City, MO (US)

(73) Assignee: **Gift Card Impressions, LLC**, Kansas City, MO (US)

(\*\*) Term: **14 Years**

(21) Appl. No.: **29/449,949**

(22) Filed: **Mar. 15, 2013**

(51) **LOC (10) Cl.** ..... **09-03**

(52) **U.S. Cl.**

USPC ..... **D9/455**; D9/434

(58) **Field of Classification Search**

USPC ..... D9/457, 435; D19/7, 6, 1; 40/457, 455,  
40/124.03, 124.01; 206/6.1, 534, 531,  
206/495, 487, 486, 348; 283/61, 62, 117

See application file for complete search history.

(56) **References Cited**

**U.S. PATENT DOCUMENTS**

6,328,341	B2 *	12/2001	Klure	283/62
6,715,795	B2 *	4/2004	Klure	283/62
D569,902	S *	5/2008	Chang et al.	D19/2
D622,763	S *	8/2010	Lamm et al.	D19/9
8,443,967	B2 *	5/2013	Glass et al.	206/39
D685,842	S *	7/2013	Glass et al.	D19/3
2004/0195822	A1 *	10/2004	Fabel et al.	283/62
2008/0060968	A1 *	3/2008	Levy	206/531
2013/0186788	A1 *	7/2013	Glass et al.	206/307
2013/0192105	A1 *	8/2013	Glass et al.	40/124.06
2013/0220843	A1 *	8/2013	Glass et al.	206/45.24

\* cited by examiner

*Primary Examiner* — Susan Bennett Hattan

*Assistant Examiner* — Marie Fast Horse

(74) *Attorney, Agent, or Firm* — Polsinelli PC

(57) **CLAIM**

The ornamental design for a holder for multiple stored value cards, as shown and described.

**DESCRIPTION**

FIG. 1 is a front view of a first holder for multiple stored value cards;

FIG. 2 is a rear view of the first holder for multiple stored value cards;

FIG. 3 is a first side view of the first holder for multiple stored value cards;

FIG. 4 is a top view of the first holder for multiple stored value cards;

FIG. 5 is a second side view of the first holder for multiple stored value cards;

FIG. 6 is a bottom view of the first holder for multiple stored value cards;

FIG. 7 is a front view of a second holder for multiple stored value cards; and,

FIG. 8 is a rear view of the second holder for multiple stored value cards.

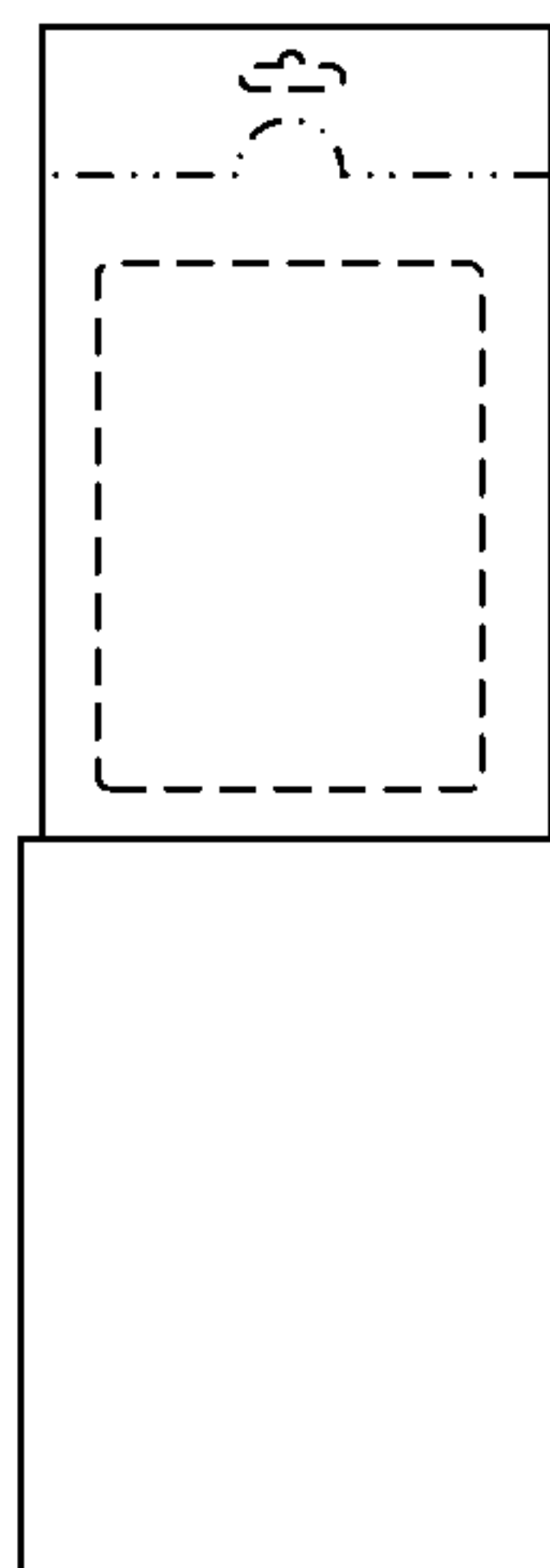
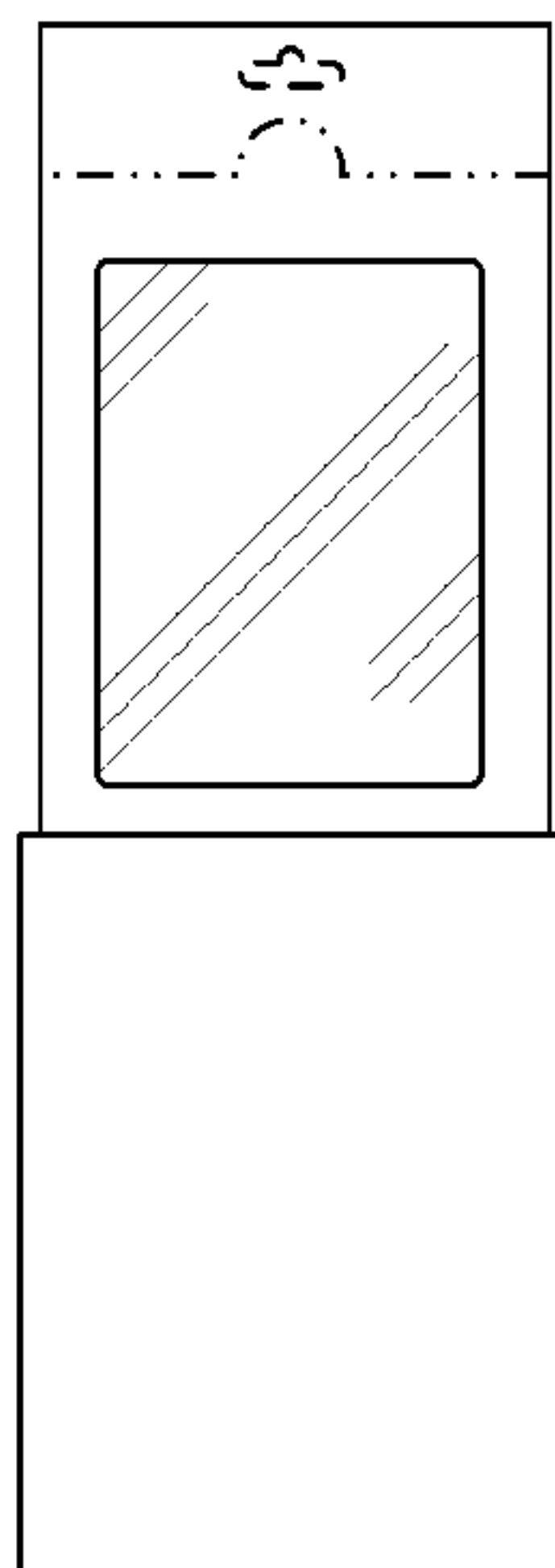
The holder of FIGS. 7 and 8 has the same first side, top, second side, and bottom view as shown in FIGS. 3-6, respectively.

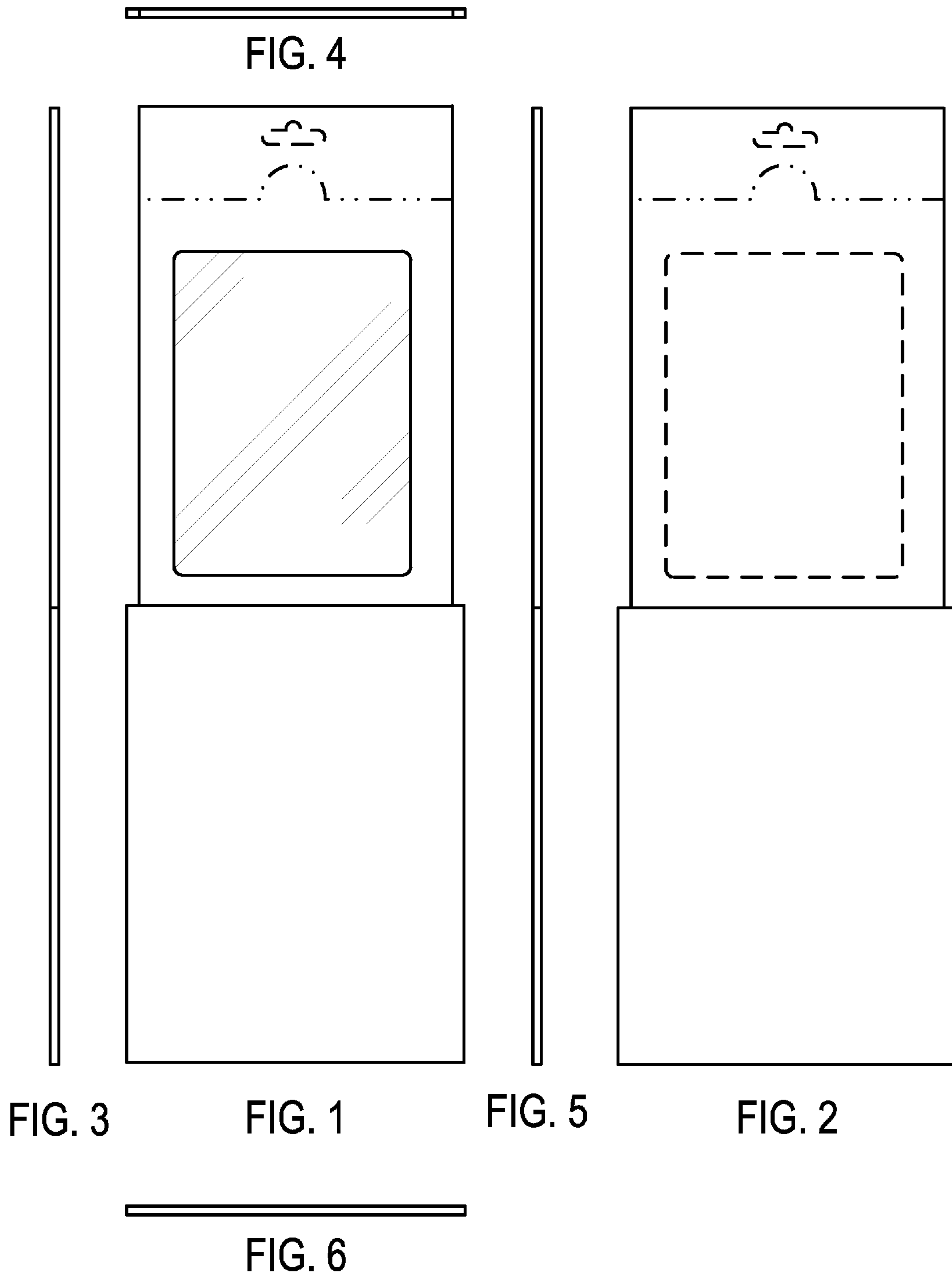
The portions of FIGS. 1 and 7 shaded with oblique lines are included for the purpose of illustrating portions of the holders for multiple stored value cards that are transparent.

The broken dashed (- - -) lines showing in FIGS. 1, 2, 7, and 8 are included for the purpose of illustrating portions of the holder for multiple stored value cards that form no part of the claimed design.

The broken dash-double dot lines (- ••) showing in FIGS. 1, 2, 7, and 8 are included for the purpose of illustrating portions of the holder for multiple stored value cards that are perforated and form part of the claimed design.

**1 Claim, 2 Drawing Sheets**








FIG. 7

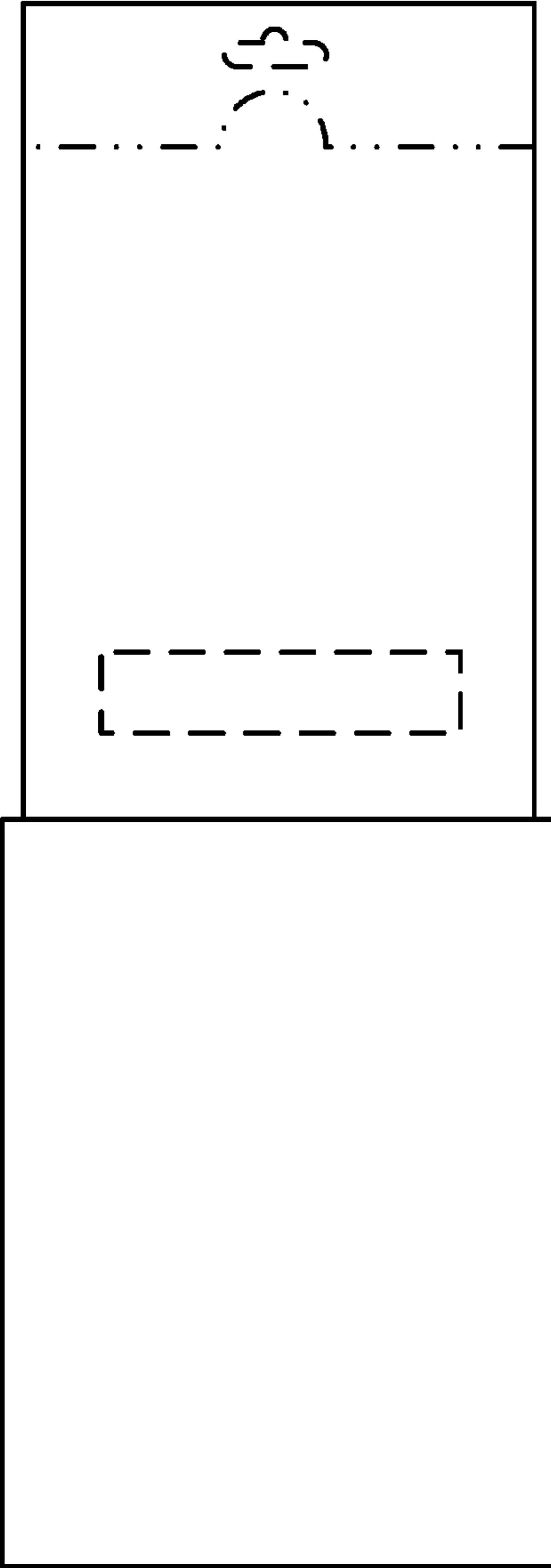


FIG. 8