



US00D710699S

(12) **United States Design Patent**
Phelps

(10) **Patent No.:** **US D710,699 S**

(45) **Date of Patent:** **** Aug. 12, 2014**

(54) **DISPENSER BASE**

(76) Inventor: **Jeffrey Phelps**, West Hollywood, CA
(US)

(**) Term: **14 Years**

(21) Appl. No.: **29/431,981**

(22) Filed: **Sep. 12, 2012**

(51) **LOC (10) Cl.** **09-07**

(52) **U.S. Cl.**
USPC **D9/452**; D9/455

(58) **Field of Classification Search**
CPC A47G 23/0216; A47G 23/02; A47G
23/0241; A45D 40/18; A47K 5/06; A47K
5/12; A01M 1/2038
USPC D9/455, 434, 448, 456, 499, 686,
D9/689-691; D8/80, 83, 310, 382, 397;
D23/324; D7/392.1, 403, 306, 313,
D7/624; 239/58; 411/433; 215/392, 393,
215/228, 386, 395; 220/23.89, 212, 737;
248/146, 311.3

See application file for complete search history.

(56) **References Cited**

U.S. PATENT DOCUMENTS

D99,857 S *	6/1936	Fisher	D27/133
D122,392 S *	9/1940	Douglas	D9/455
D192,669 S *	4/1962	Chambers	D6/449
D203,774 S *	2/1966	Gentry	D7/313
D263,668 S *	4/1982	Knutson	D7/570
D273,561 S *	4/1984	Ozaki et al.	D8/397
D278,588 S *	4/1985	Knutson	D7/570
D286,508 S *	11/1986	Tilden	D9/435
D295,962 S *	5/1988	Conlon	D9/455
D295,963 S *	5/1988	Conlon	D9/455
D307,721 S *	5/1990	Barth	D9/455
D318,428 S *	7/1991	Kowk	D9/455
5,071,096 A *	12/1991	Hartman et al.	248/154
D330,995 S *	11/1992	Hartman et al.	D7/619.1

D333,265 S *	2/1993	Lindsey	D9/455
D383,053 S *	9/1997	Schrader et al.	D8/382
D383,378 S *	9/1997	Schrader et al.	D8/382
5,664,753 A *	9/1997	Takei	248/311.3
D386,084 S *	11/1997	Marseglia	D9/455
D401,831 S *	12/1998	Moody	D8/83
D422,481 S *	4/2000	Bertani	D8/310
D434,630 S *	12/2000	Oliver et al.	D8/83
D467,177 S *	12/2002	Post et al.	D9/455
D474,404 S *	5/2003	Tropeano	D9/455
D525,126 S *	7/2006	Rhoades	D9/455
D545,677 S *	7/2007	Mavin et al.	D9/452

(Continued)

Primary Examiner — Susan Bennett Hattan

Assistant Examiner — Marie Fast Horse

(74) *Attorney, Agent, or Firm* — The Eclipse Group LLP

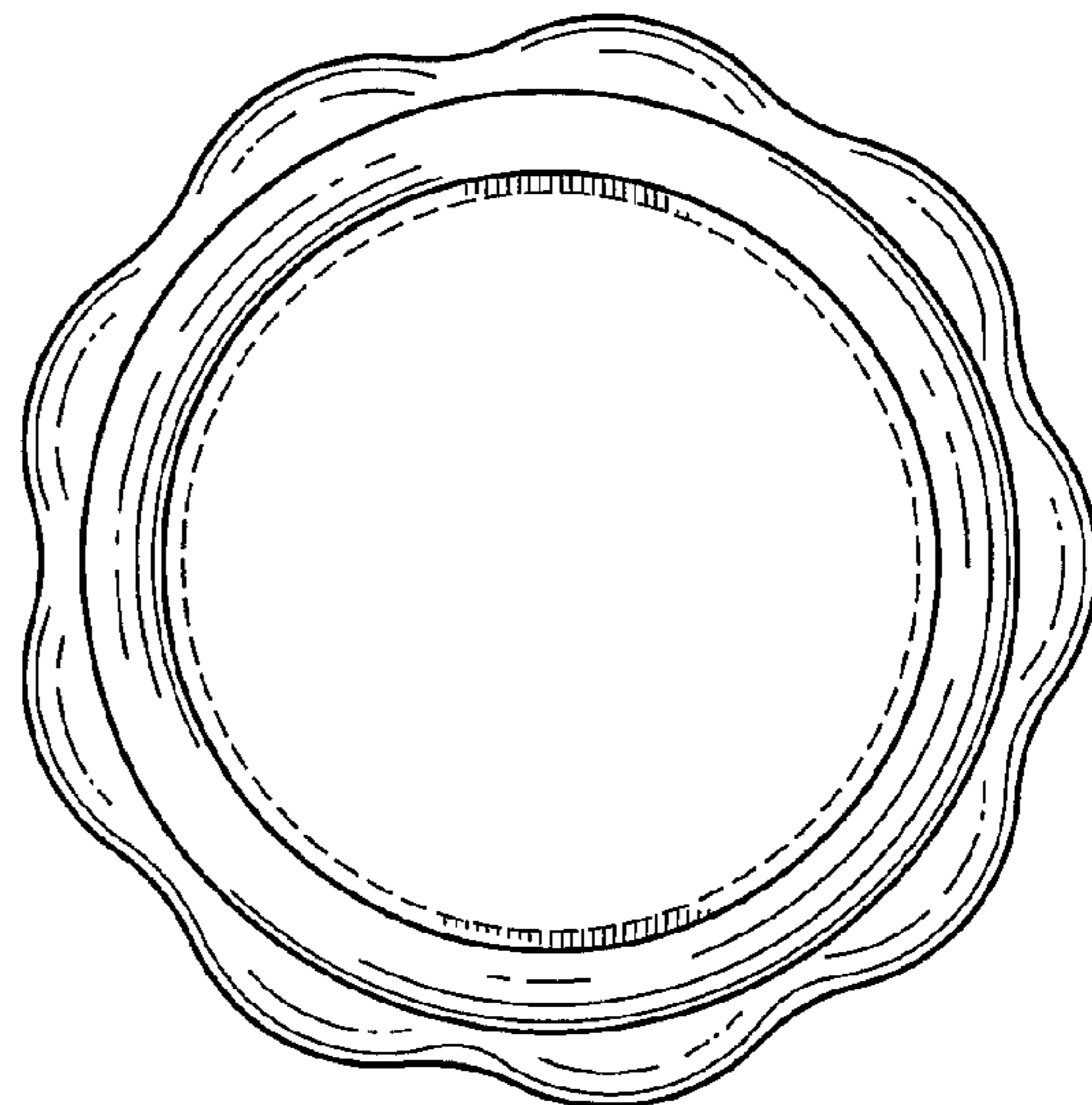
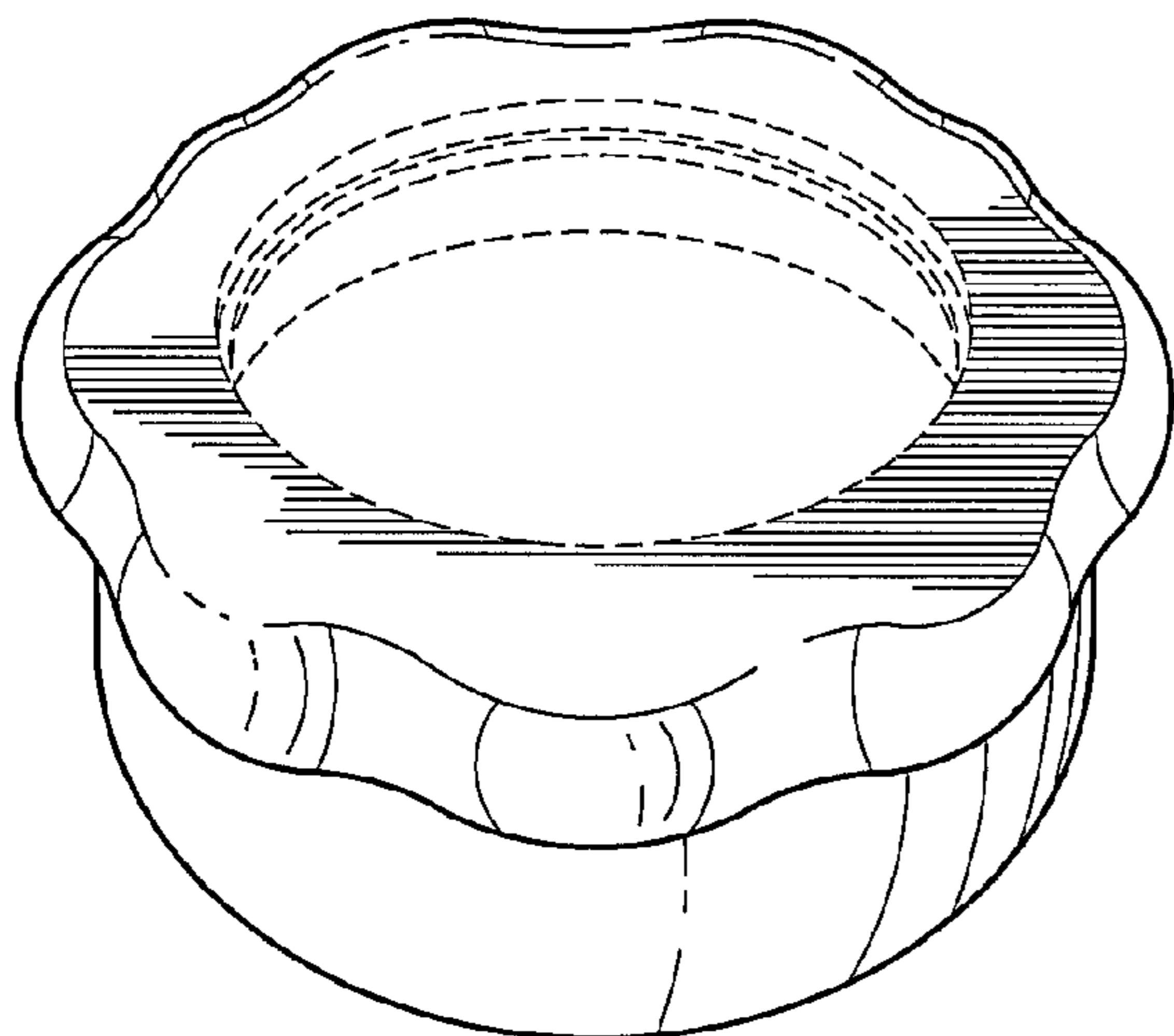
(57) **CLAIM**

I claim the ornamental design for a dispenser base, as shown and described.

DESCRIPTION

FIG. 1 is a perspective view of a dispenser base.
 FIG. 2 is a bottom perspective view of the dispenser base illustrated in FIG. 1.
 FIG. 3 is a top view of the dispenser base illustrated in FIG. 1.
 FIG. 4 is a bottom view of the dispenser base illustrated in FIG. 1.
 FIG. 5 is a front view of the dispenser base illustrated in FIG. 1.
 FIG. 6 is a back view of the dispenser base illustrated in FIG. 1.
 FIG. 7 is a left view of the dispenser base illustrated in FIG. 1; and,
 FIG. 8 is a right view of the dispenser base illustrated in FIG. 1.
 The broken lines in FIGS. 1-4 depicting environmental subject matter are for illustrative purposes only and form no part of the claimed design.

1 Claim, 3 Drawing Sheets



(56)

References Cited

U.S. PATENT DOCUMENTS

D562,665 S * 2/2008 Gao D8/83
D564,619 S * 3/2008 Cogswell et al. D23/206
D568,715 S * 5/2008 Gustafson et al. D8/310
7,574,846 B2 * 8/2009 Sheets et al. 53/440
D622,124 S * 8/2010 Kegg et al. D8/83
8,087,528 B1 * 1/2012 Scarlett et al. 220/23.89
D658,267 S * 4/2012 Brockington et al. D23/206
8,251,299 B1 * 8/2012 Irvin 239/58

D667,698 S * 9/2012 Tupy et al. D7/619.1
D671,336 S * 11/2012 Weldon D6/472
D674,885 S * 1/2013 Rejkowski et al. D23/324
D677,128 S * 3/2013 Roesser D7/625
D691,849 S * 10/2013 Cetera et al. D7/392.1
D698,260 S * 1/2014 Phelps D9/682
2004/0016855 A1 * 1/2004 Berry et al. 248/146
2005/0145760 A1 * 7/2005 Bower et al. 248/146
2006/0124808 A1 * 6/2006 Hibbler 248/146
2012/0074156 A1 * 3/2012 Roesser 220/737

* cited by examiner

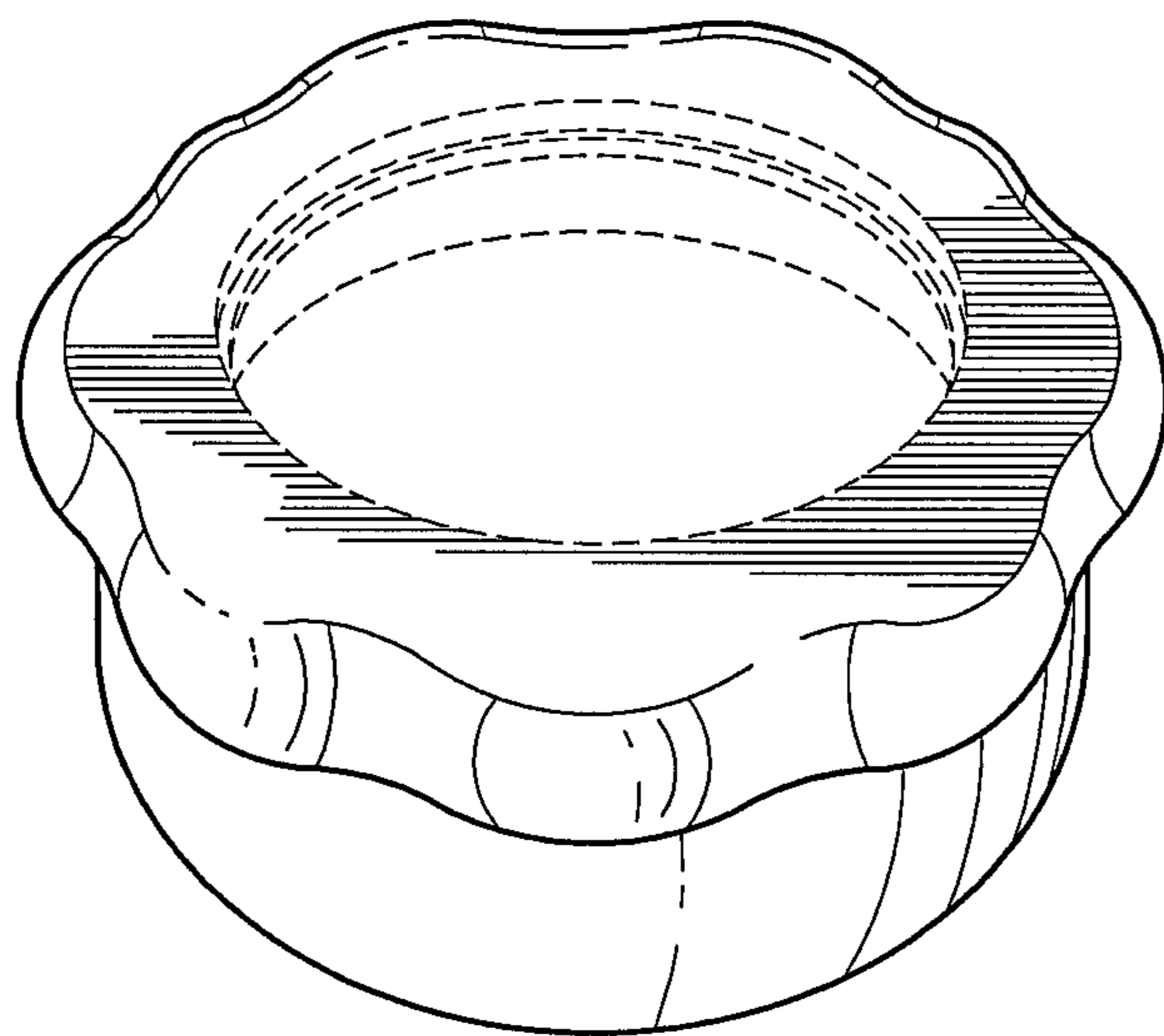


FIG. 1

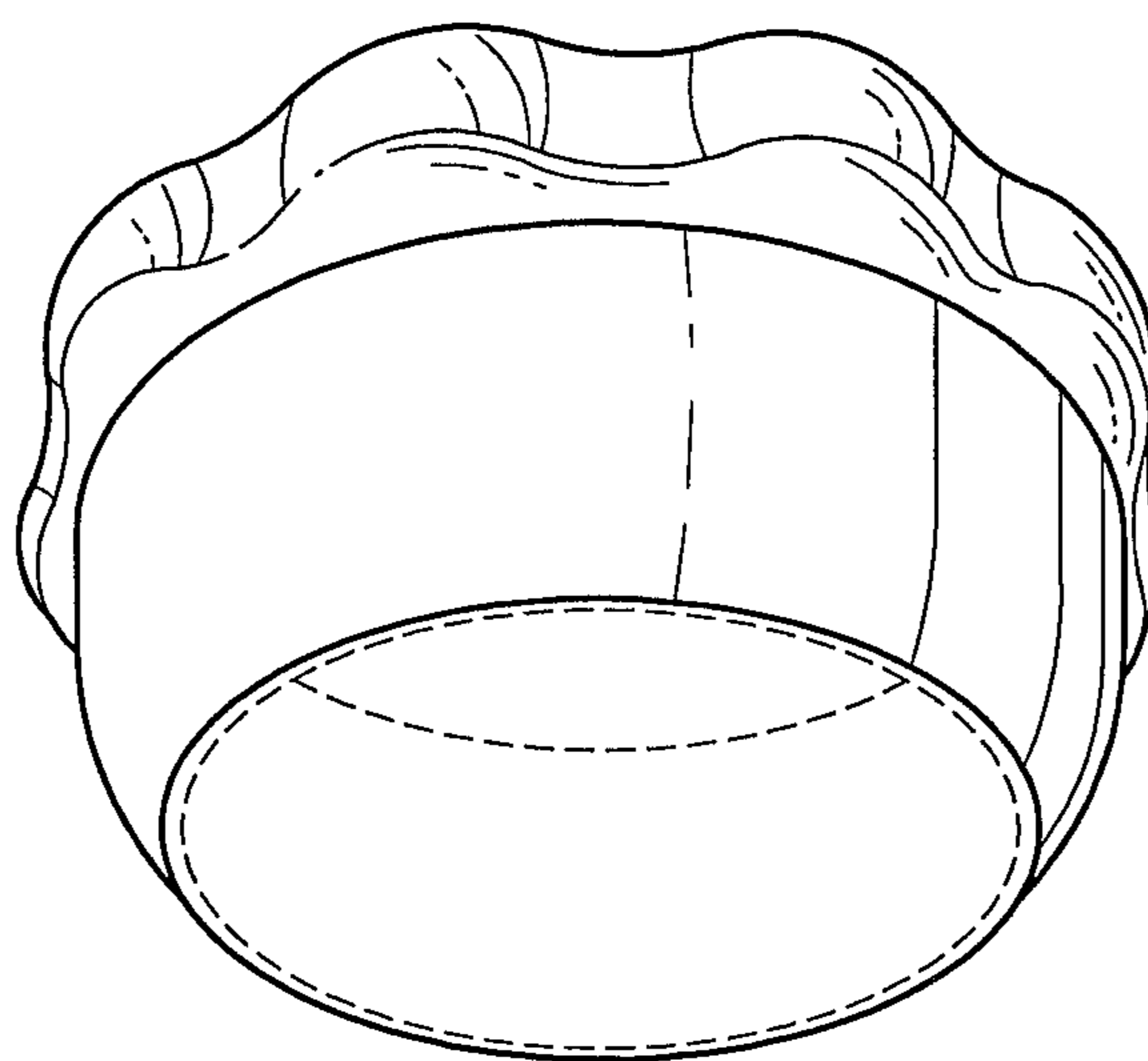


FIG. 2

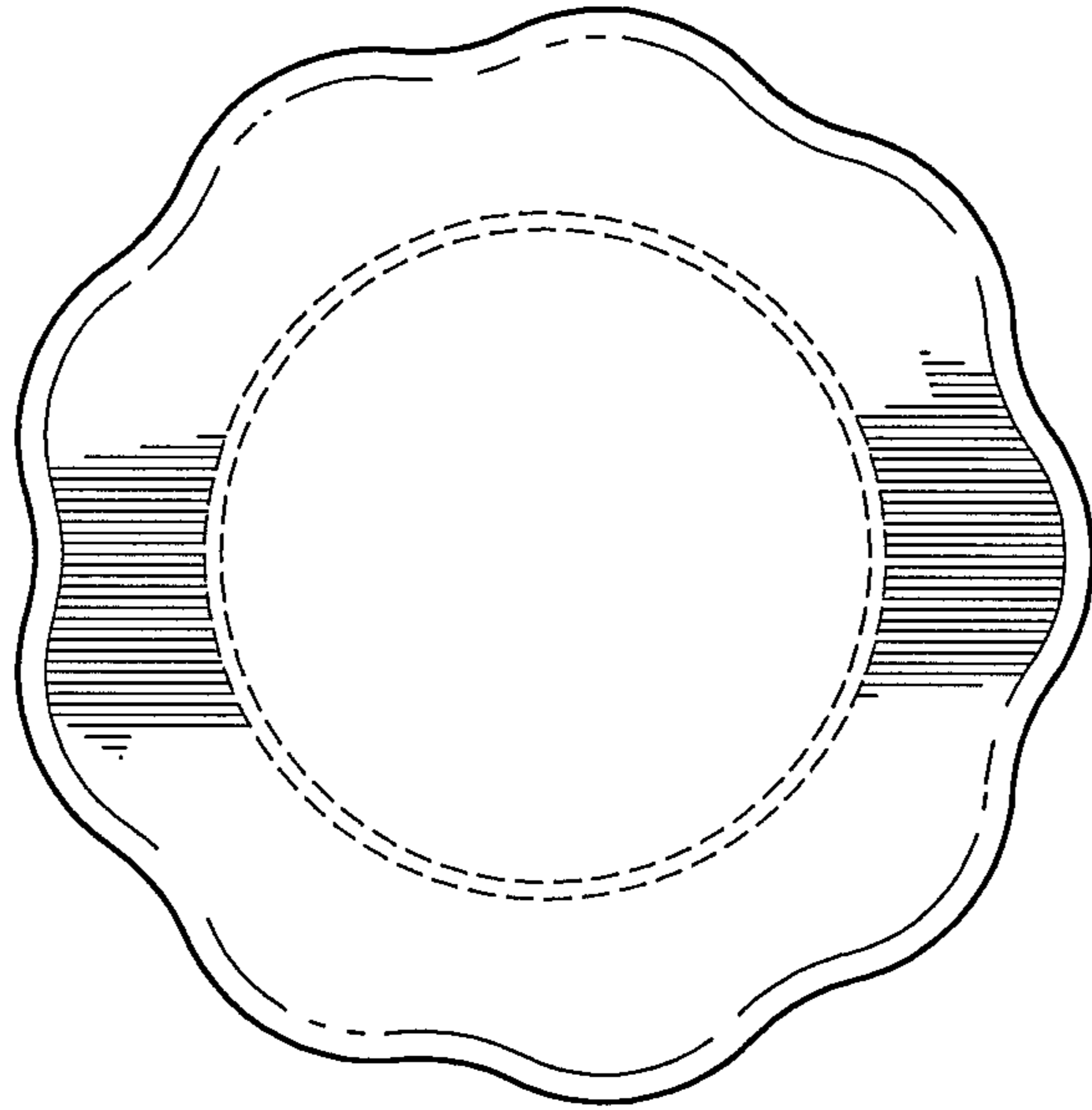


FIG. 3

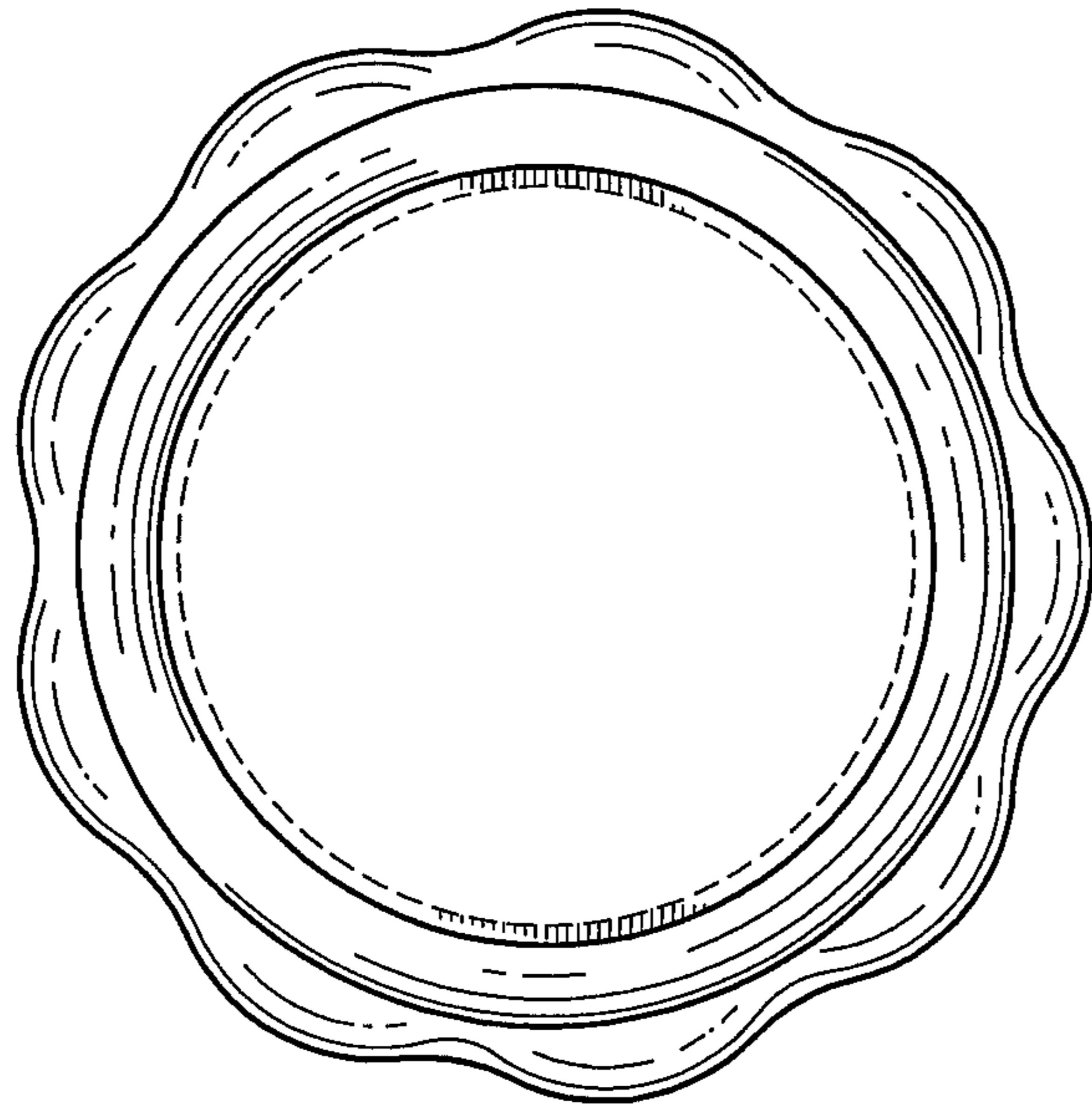


FIG. 4

