



US00D710687S

(12) **United States Design Patent**
Katopo et al.

(10) **Patent No.:** **US D710,687 S**

(45) **Date of Patent:** **** Aug. 12, 2014**

(54) **PACKAGING**

- (71) Applicants: **Juniwati Katopo**, Elgin, IL (US); **Ava K. Wilson**, Chicago, IL (US); **Brian Palmer**, Highwood, IL (US); **Emily Somers**, Cary, IL (US)
- (72) Inventors: **Juniwati Katopo**, Elgin, IL (US); **Ava K. Wilson**, Chicago, IL (US); **Brian Palmer**, Highwood, IL (US); **Emily Somers**, Cary, IL (US)
- (73) Assignee: **Medline Industries, Inc.**, Mundelein, IL (US)
- (**) Term: **14 Years**
- (21) Appl. No.: **29/449,752**
- (22) Filed: **Mar. 15, 2013**
- (51) **LOC (10) Cl.** **09-03**
- (52) **U.S. Cl.**
USPC **D9/432**
- (58) **Field of Classification Search**
USPC D9/414, 416, 418, 420-424, 430-434,
D9/455-456; D3/272, 273, 294-296, 302;
206/267, 269, 270, 273, 299, 737, 740,
206/822; 229/100, 101, 101.3, 106,
229/108-122; D7/601-603
See application file for complete search history.

(56) **References Cited**

U.S. PATENT DOCUMENTS

D305,101 S	*	12/1989	Winterling	D9/416
D357,861 S	*	5/1995	Sawa et al.	D9/432
D379,759 S	*	6/1997	Mulry	D9/418
D391,481 S	*	3/1998	Oxley	D9/432
D396,806 S	*	8/1998	Burke et al.	D9/434
D552,984 S	*	10/2007	Baron	D9/432
D675,521 S	*	2/2013	Gregory et al.	D9/434
D680,862 S	*	4/2013	Thompson et al.	D9/432

OTHER PUBLICATIONS

Medline VEN6045 Venom Steel Premium Industrial Nitrile Gloves, 50-Pack. [online] Date first available: Jul. 23, 2013. Retrieved Oct. 31, 2013 from URL: <www.amazon.com/Medline-VEN6045-Premium-Industrial-Nitrile/dp/B00ER12NSK>.*

* cited by examiner

Primary Examiner — Susan Bennett Hattan

Assistant Examiner — Vy Koenig

(74) *Attorney, Agent, or Firm* — McAndrews Held & Malloy, Ltd.

(57) **CLAIM**

The ornamental design for packaging, as shown and described.

DESCRIPTION

FIG. 1 is a front perspective view of packaging showing our new design;

FIG. 2 is a front elevation view thereof;

FIG. 3 is a rear elevation view thereof;

FIG. 4 is a right side elevation view thereof;

FIG. 5 is a left side elevation view thereof;

FIG. 6 is a top plan view thereof; and,

FIG. 7 is a bottom plan view thereof.

The dashed lines illustrating portions of the packaging are for environmental purposes only and form no part of the claimed design.

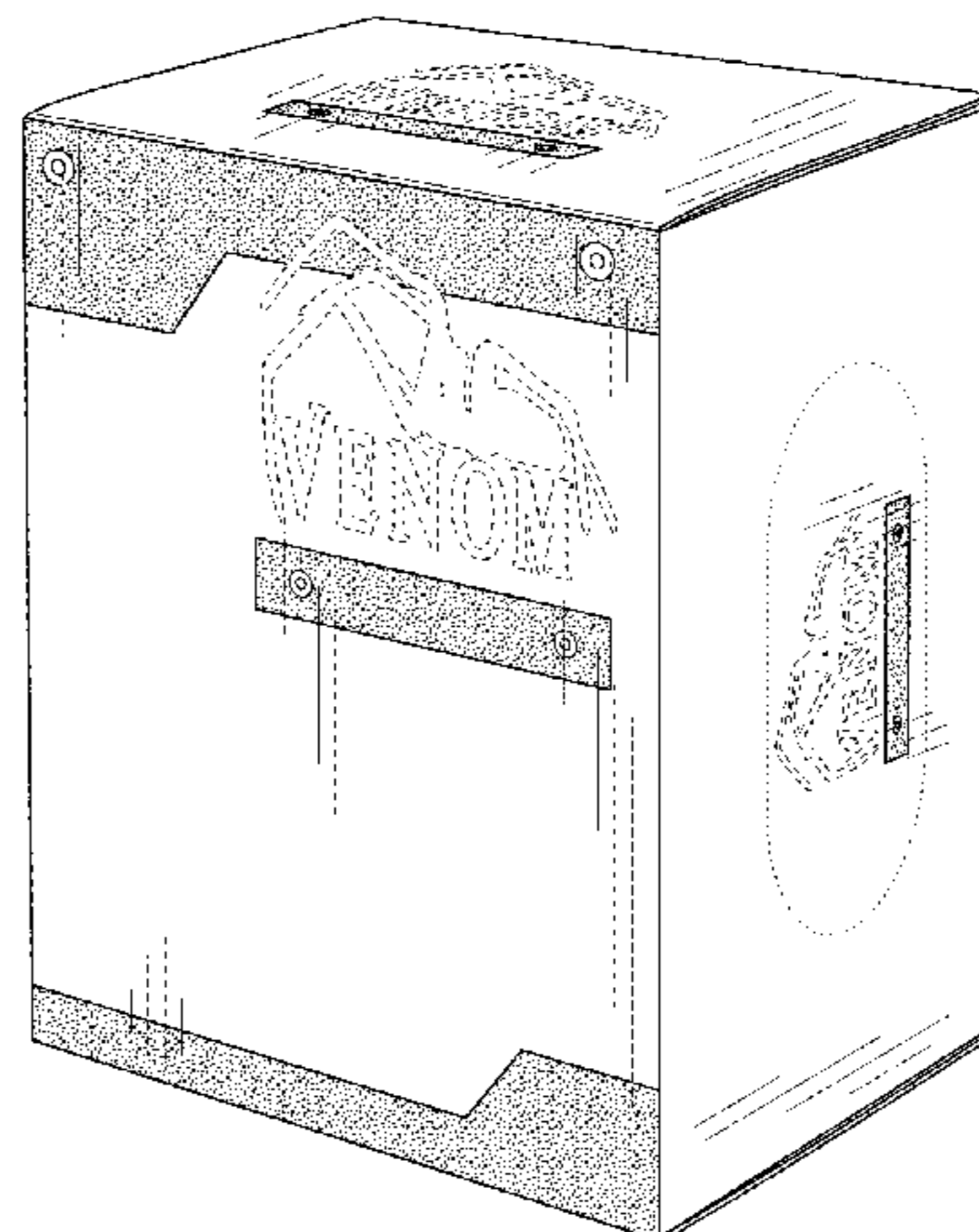
The stippled areas represent areas of contrasting color to adjacent non-stippled areas. No particular colors are being claimed.

The dotted lines shown in FIGS. 1 and 4 represent perforations and form no part of the claimed design.

The vertical and horizontal shade lines in the figures are used to show that the surfaces are substantially planar and not to be interpreted as surface ornamentation.

The inventors contemplate that other embodiments of their design may include any part, portion, element or combination of elements of the claimed design.

1 Claim, 4 Drawing Sheets



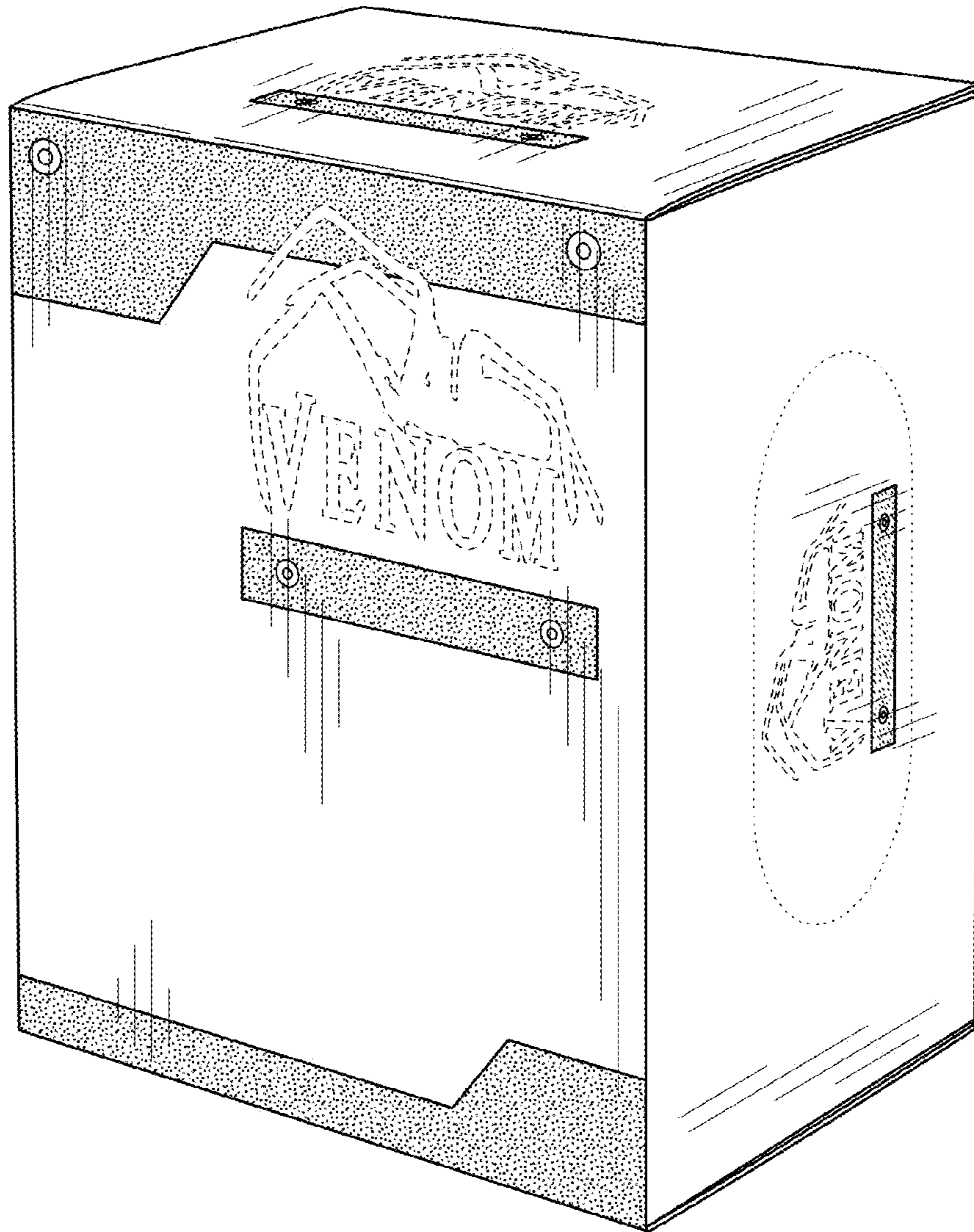


FIG. 1

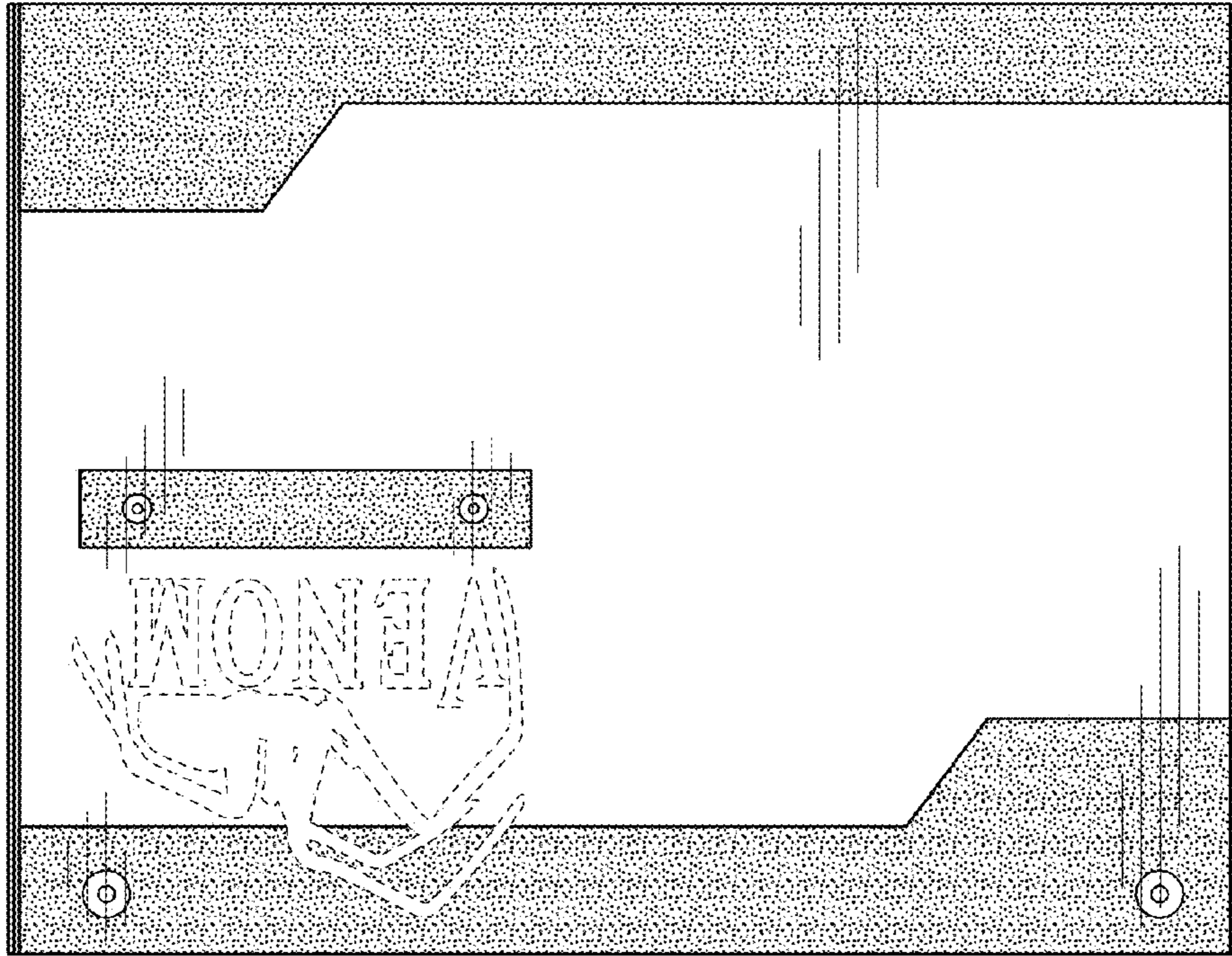


FIG. 3

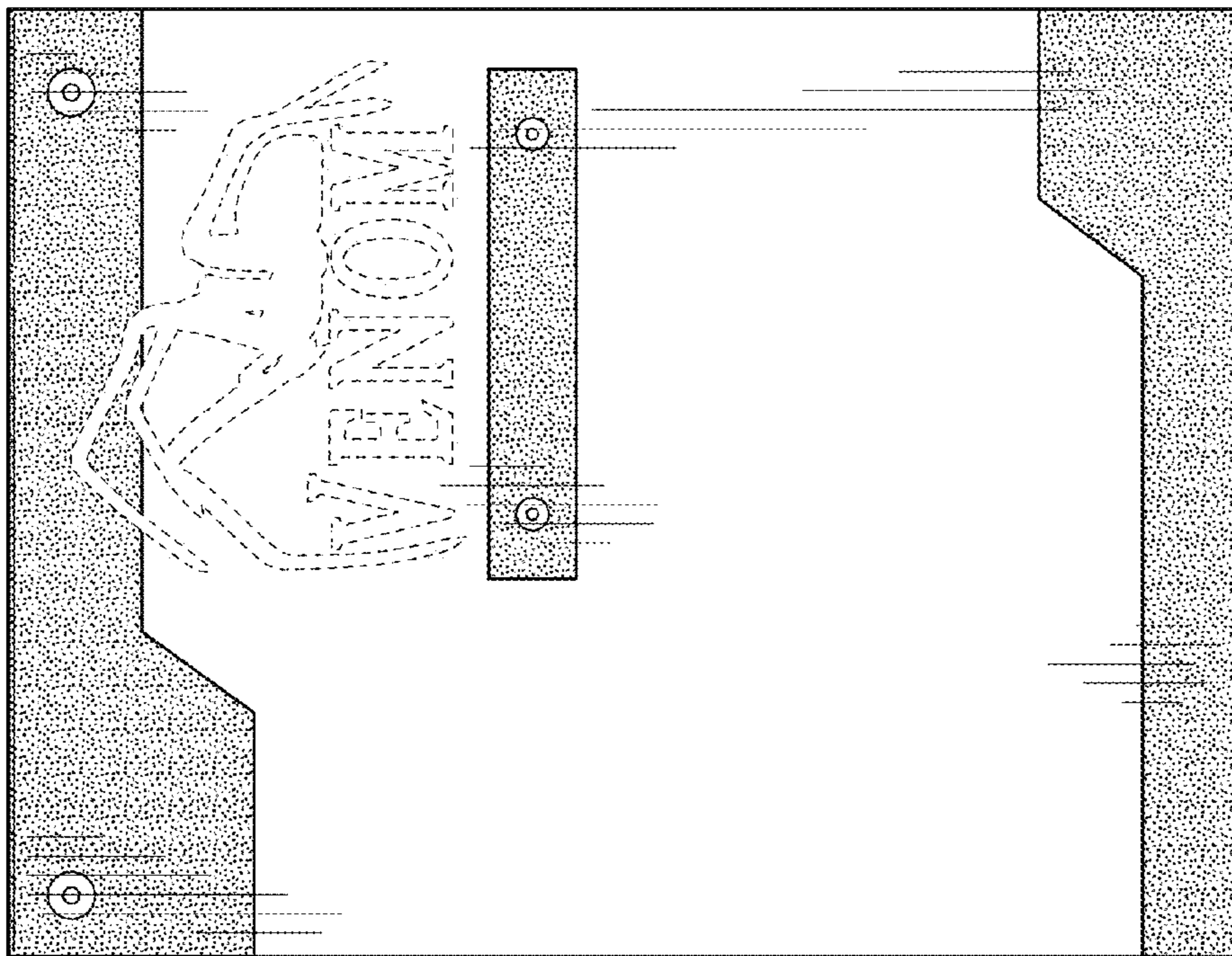


FIG. 2

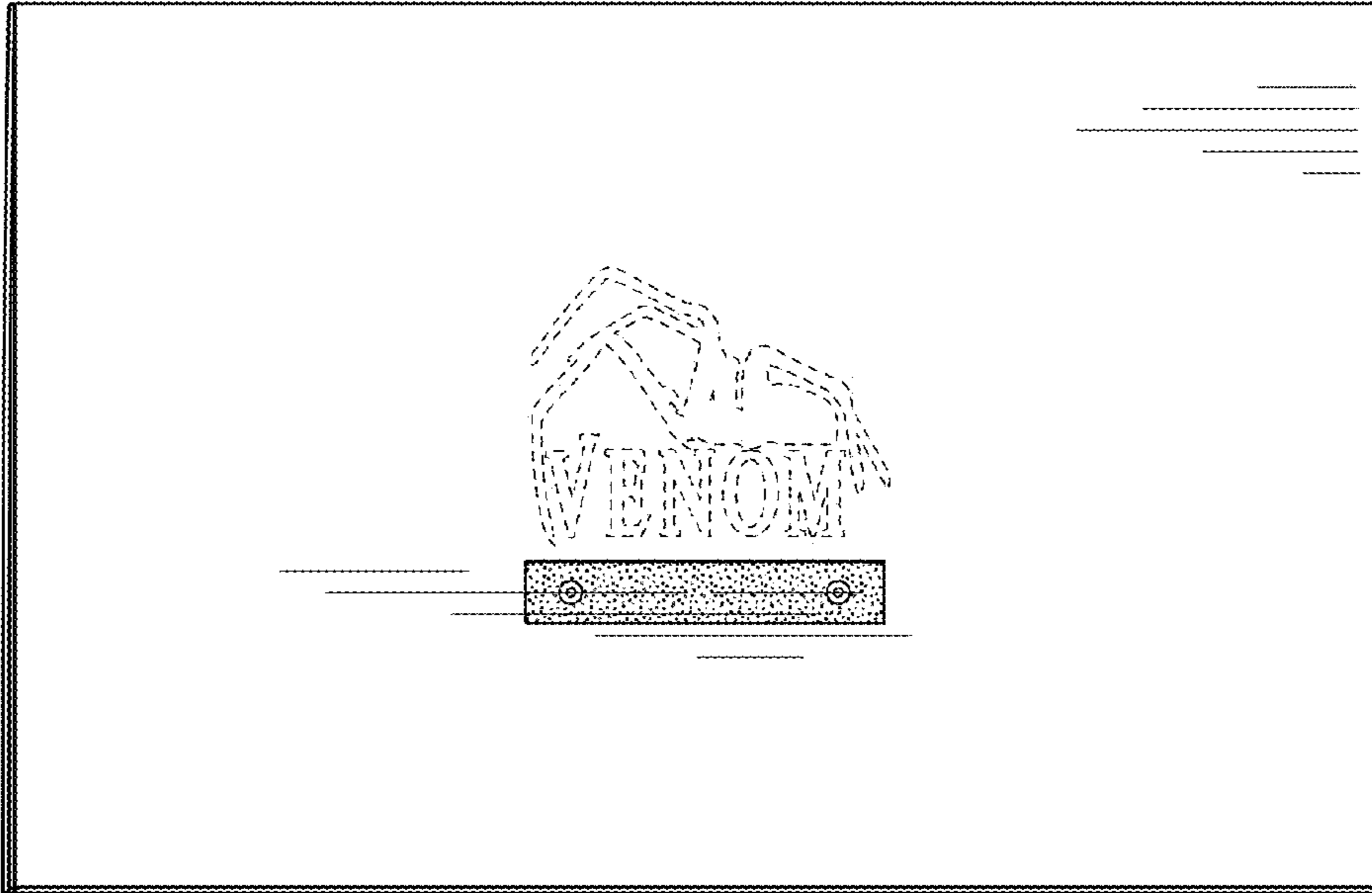


FIG. 5

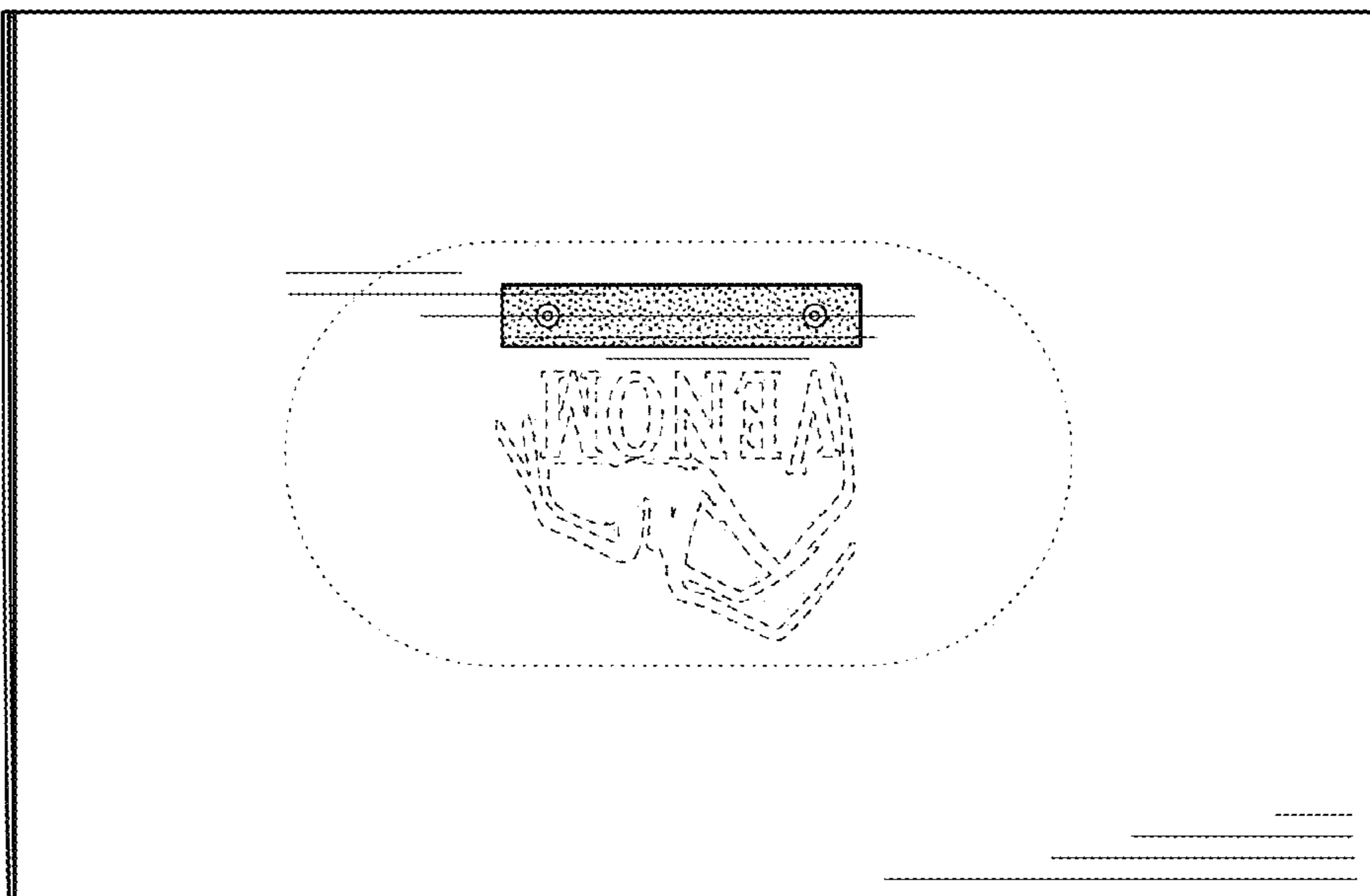


FIG. 4

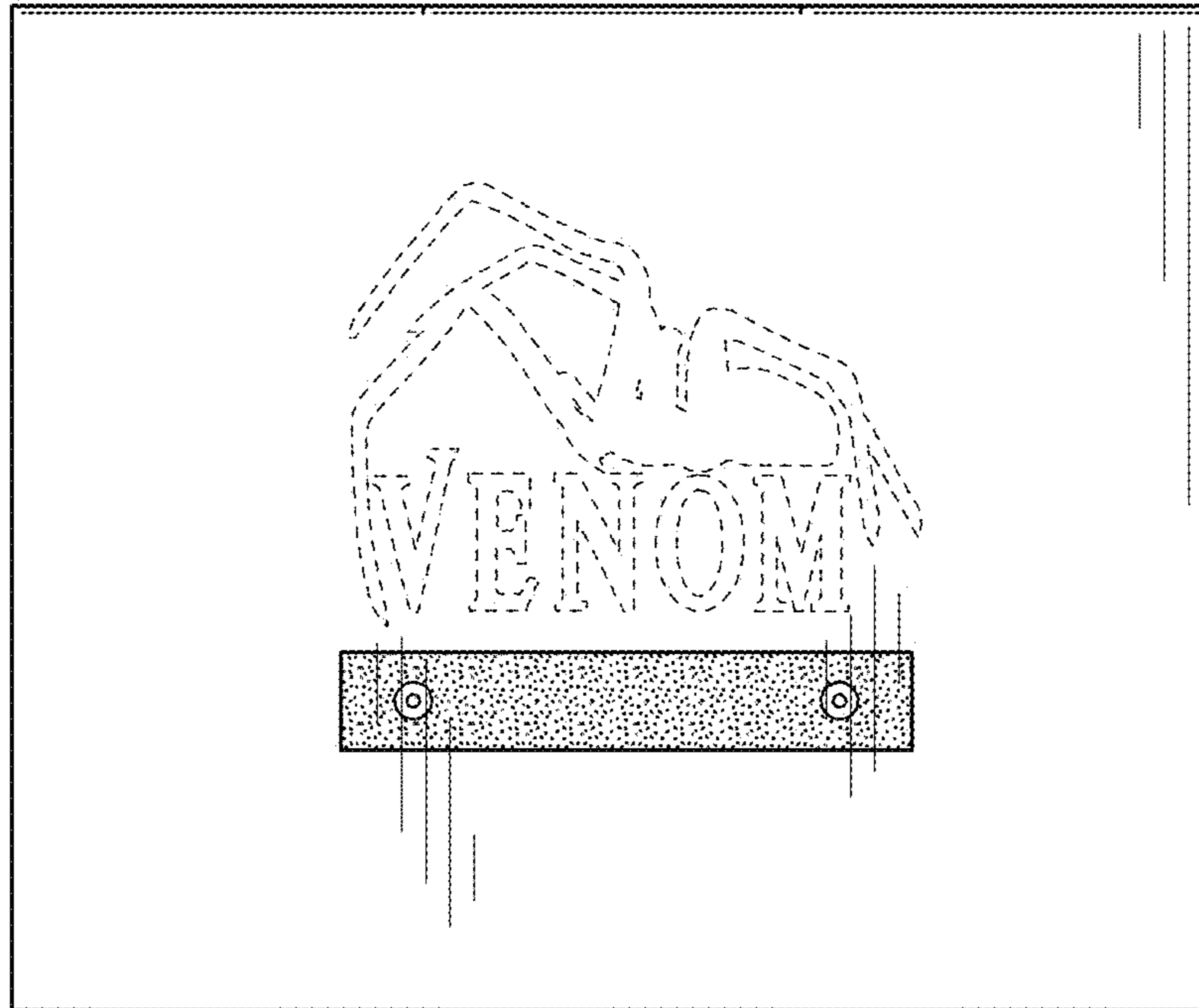


FIG. 6




FIG. 7