



US00D710681S

(12) **United States Design Patent**  
**Ohira et al.**

(10) **Patent No.:** **US D710,681 S**

(45) **Date of Patent:** **\*\* Aug. 12, 2014**

- (54) **FIXATIVE FOR BOLT**
- (75) Inventors: **Yasushi Ohira**, Sumida-ku (JP);  
**Akihiko Hirata**, Saitama (JP)
- (73) Assignees: **KFC Ltd.**, Osaka (JP); **Nichiyu Giken Kogyo Co., Ltd.**, Saitama (JP)

6,055,696	A *	5/2000	Lin	15/119.2
6,080,092	A *	6/2000	Cercone et al.	492/30
6,106,438	A *	8/2000	Dean	482/44
6,235,125	B1 *	5/2001	Cercone et al.	134/28
6,449,788	B1 *	9/2002	Nichols	5/636
6,474,858	B1 *	11/2002	Liao	362/551
D469,135	S *	1/2003	Bell	D21/662
6,502,273	B1 *	1/2003	Mihara et al.	15/230.16
6,599,222	B2 *	7/2003	Wince	482/106

(\*\*) Term: **14 Years**

(Continued)

(21) Appl. No.: **29/423,499**

FOREIGN PATENT DOCUMENTS

(22) Filed: **Jun. 1, 2012**

JP	S57-56899	9/1980
JP	57-114900	7/1982

(30) **Foreign Application Priority Data**

(Continued)

Mar. 16, 2012 (JP) ..... 2012-006041

OTHER PUBLICATIONS

(51) **LOC (10) Cl.** ..... **08-08**

Japanese Office Action for Application No. 2012-006041, dated Oct. 2, 2012 and its English translation.

(52) **U.S. Cl.**  
USPC ..... **D8/382**

(58) **Field of Classification Search**  
USPC ..... D6/718.26; D7/701; D8/70, 349, 382,  
D8/397, 499; D15/140; D21/662, 681;  
D24/127, 211, 215; D32/40; 2/170;  
5/636; 15/119.2, 230.16; 134/28;  
256/45; 279/143; 362/551; 411/372.5,  
411/373, 404, 429, 431, 432; 428/34.9;  
482/44, 106, 108; 492/30; 606/235

*Primary Examiner* — Ricky Pham  
(74) *Attorney, Agent, or Firm* — McDonald Hopkins LLC

See application file for complete search history.

(57) **CLAIM**  
The ornamental design for a fixative for a bolt, as shown and described.

(56) **References Cited**

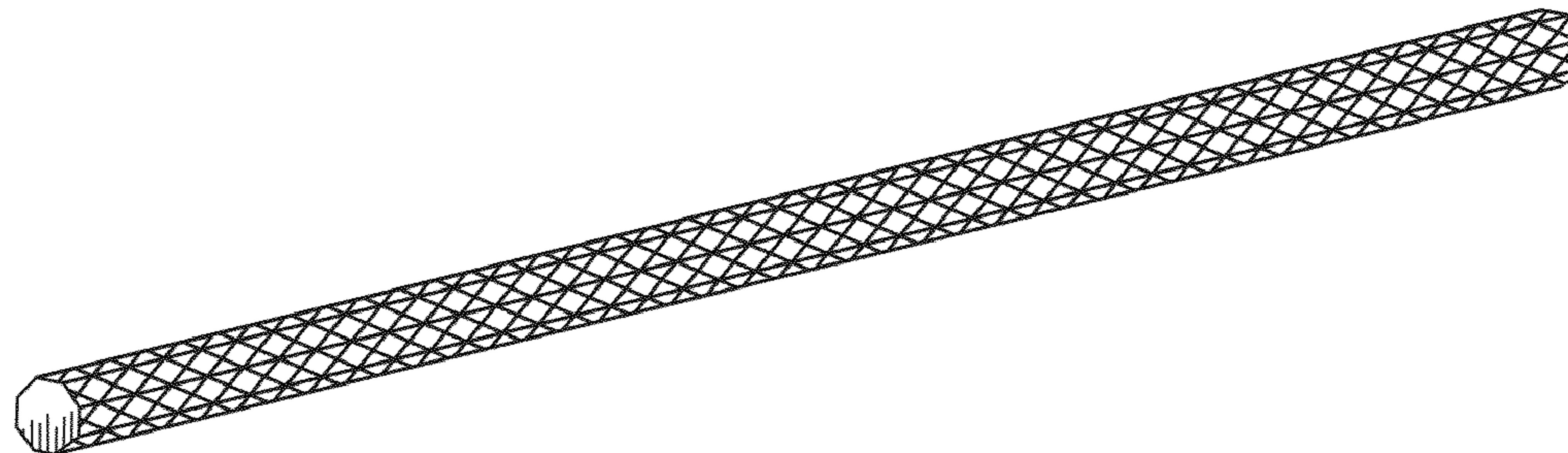
**DESCRIPTION**

U.S. PATENT DOCUMENTS

D287,867	S *	1/1987	Wollersheim	D21/681
4,804,733	A *	2/1989	Bataille	428/34.9
4,955,914	A *	9/1990	Caniglia et al.	606/235
5,418,980	A *	5/1995	Kelly	2/170
D389,162	S *	1/1998	Stewart	D15/140
D394,865	S *	6/1998	Ronan	D15/140
D403,540	S *	1/1999	Williams	D6/503
5,911,651	A *	6/1999	Liu	482/108
D417,273	S *	11/1999	Walker	D24/127

FIG. 1 is a perspective view of a fixative for bolt showing our new design;  
FIG. 2 is a top view thereof, the bottom view thereof being a same image;  
FIG. 3 is a front view thereof, the back view thereof being a same image;  
FIG. 4 is a right view thereof, the left view thereof being a same image;  
FIG. 5 is a front view without mesh thereof; and,  
FIG. 6 is a front view of mesh thereof.

**1 Claim, 3 Drawing Sheets**



(56)

References Cited

FOREIGN PATENT DOCUMENTS

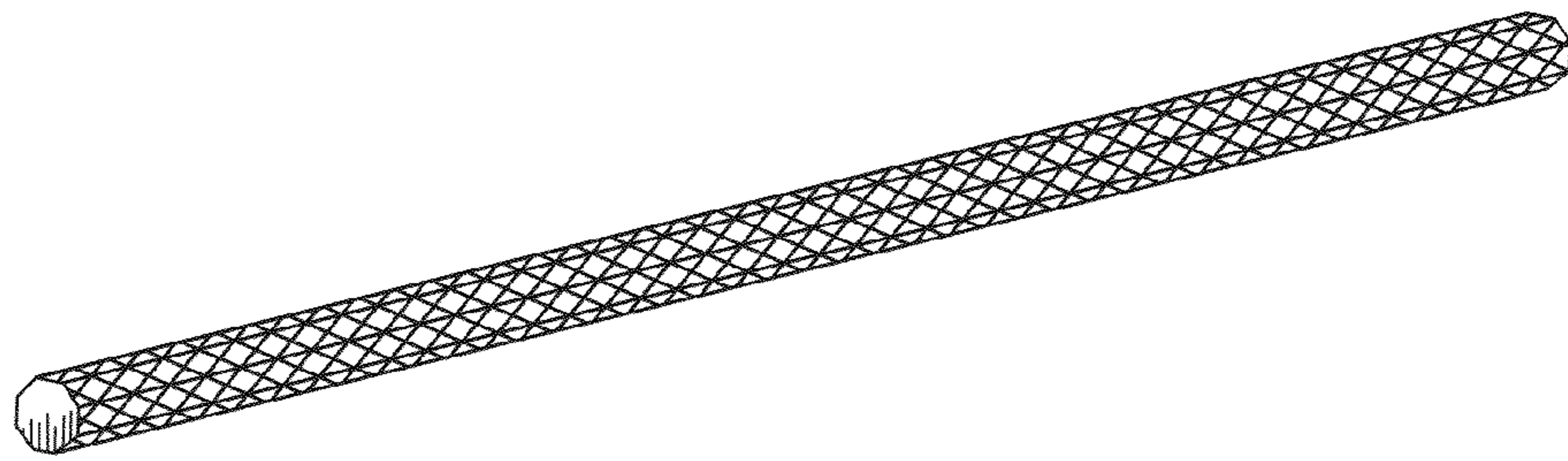
U.S. PATENT DOCUMENTS

D533,413 S \* 12/2006 Wax ..... D7/701  
7,438,283 B2 \* 10/2008 Kroll et al. .... 256/45  
D622,920 S \* 8/2010 Bejtlich, III ..... D32/40  
7,942,426 B2 \* 5/2011 Peters ..... 279/143  
D647,980 S \* 11/2011 Davis et al. .... D21/662  
D660,450 S \* 5/2012 Johnson ..... D24/215  
D661,961 S \* 6/2012 Bystedt ..... D8/70  
D670,817 S \* 11/2012 Narevsky ..... D24/211

JP 05171695 A \* 7/1993 ..... E04B 1/41  
JP 05-171695 9/1993  
JP 07166608 A \* 6/1995 ..... E04B 1/41  
JP 08027383 A \* 1/1996 ..... C08L 101/00  
JP 10001946 A \* 1/1998 ..... E02D 5/80  
JP 11117700 A \* 4/1999 ..... E21D 20/00  
JP 2006219952 A \* 8/2006  
JP 2006219953 A \* 8/2006

\* cited by examiner

*Fig 1*



*Fig 2*



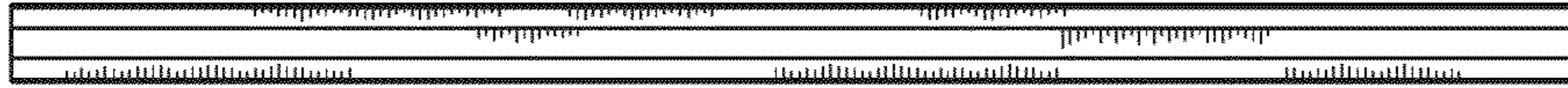
*Fig 3*



*Fig 4*



*Fig 5*



*Fig 6*

