



US00D710678S

(12) **United States Design Patent**
Miller

(10) **Patent No.:** **US D710,678 S**

(45) **Date of Patent:** **** Aug. 12, 2014**

(54) **ENERGY ABSORBING LOCKING ARM OF A ROPE GRAB**

(71) Applicant: **D B Industries, LLC**, Red Wing, MN (US)

(72) Inventor: **Rick G. Miller**, Hastings, MN (US)

(73) Assignee: **D B Industries, LLC**, Red Wing, MN (US)

(**) Term: **14 Years**

(21) Appl. No.: **29/454,538**

(22) Filed: **May 10, 2013**

(51) **LOC (10) Cl.** **08-05**

(52) **U.S. Cl.**
USPC **D8/356**

(58) **Field of Classification Search**
USPC D8/356, 354, 349, 367, 382, 383;
248/74.1-74.4

See application file for complete search history.

(56) **References Cited**

U.S. PATENT DOCUMENTS

D21,870 S *	9/1892	Tucker	D8/367
D25,548 S *	5/1896	Hayden	D8/365
D31,995 S *	12/1899	Alker	D8/370
2,018,836 A *	10/1935	Clemence	362/396
D99,881 S *	6/1936	Miller	D8/499
2,064,133 A *	12/1936	Von Schroeder	248/214
2,606,350 A	8/1952	French		
D197,382 S *	1/1964	Huntley	D8/383
3,177,543 A	4/1965	Fountain		
D212,740 S *	11/1968	Serle	D8/367
3,488,025 A *	1/1970	Rowland	248/339
3,630,475 A *	12/1971	Barry	248/215
3,876,036 A	4/1975	Sweet		
D244,910 S *	7/1977	Chasen et al.	D8/367

(Continued)

FOREIGN PATENT DOCUMENTS

CA	1030732	5/1978
DE	28 12 073	6/1979

(Continued)

OTHER PUBLICATIONS

SE 70, Operation & Maintenance instructions for the Söll Vi-Go type safe climbing system with guided type fall arrester, (Miller by Sperian) Sep. 10, 2008 [online], [retrieved on May 7, 2009] Retrieved from the Vi-Go—Vertical Arrest System webpage <http://www.steigschutz.de/xist4c/web/Vi-Go_id_14703_.htm>, 21 pages.

Primary Examiner — Cynthia Underwood

(74) *Attorney, Agent, or Firm* — IPLM Group, P.A.

(57) **CLAIM**

The ornamental design for an energy absorbing locking arm of a rope grab, as shown and described.

DESCRIPTION

FIG. 1 is a first side perspective view of an energy absorbing locking arm of a rope grab according to the present invention; FIG. 2 is a second side perspective view of the energy absorbing locking arm of a rope grab shown in FIG. 1;

FIG. 3 is a front view of the energy absorbing locking arm of a rope grab shown in FIG. 1;

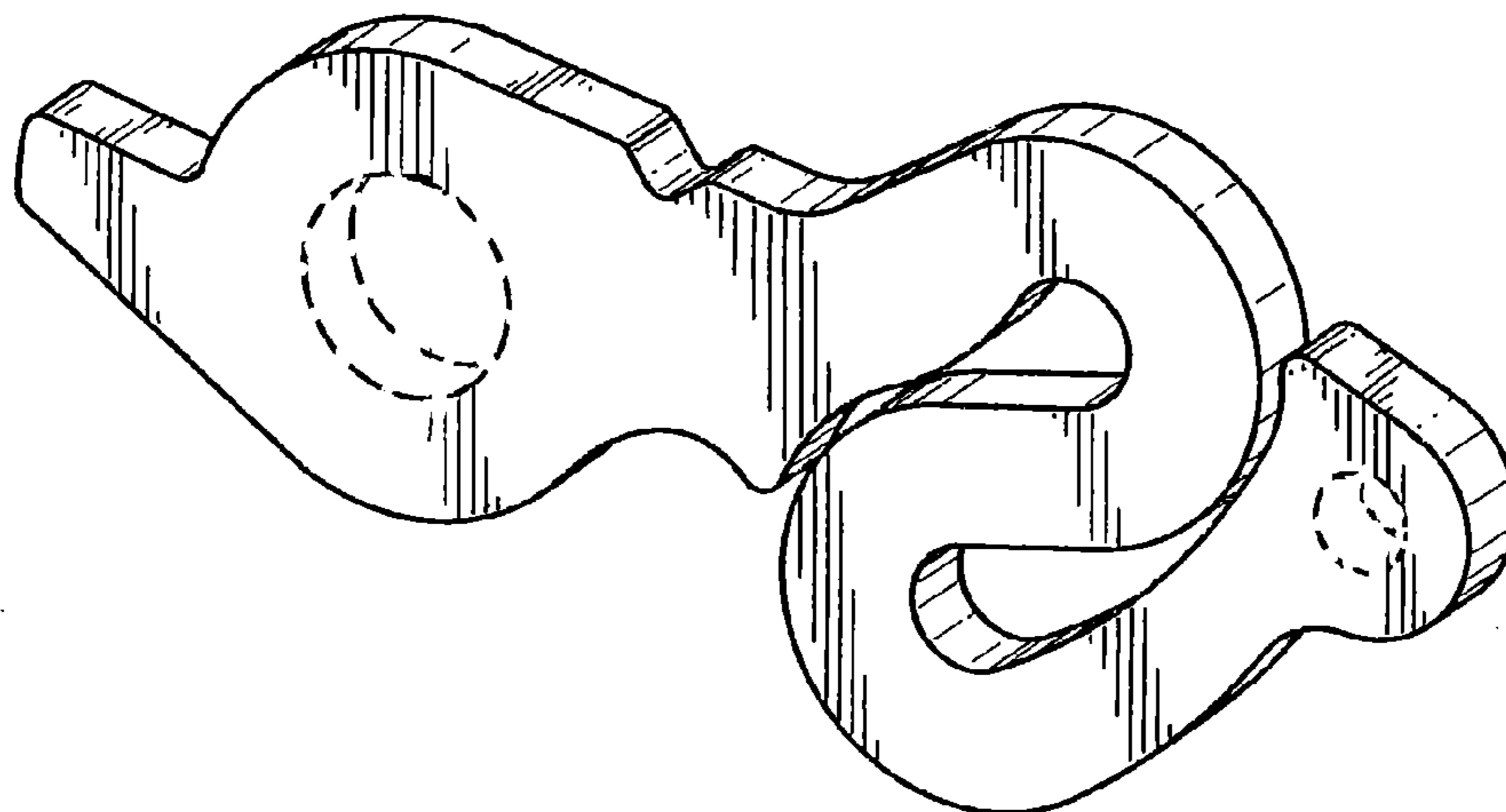
FIG. 4 is a rear view of the energy absorbing locking arm of a rope grab shown in FIG. 1;

FIG. 5 is a top view of the energy absorbing locking arm of a rope grab shown in FIG. 1; and,

FIG. 6 is a bottom view of the energy absorbing locking arm of a rope grab shown in FIG. 1.

The broken lines showing portions of the energy absorbing locking arm of a rope grab are for the purpose of illustrating portions that form no part of the claimed design.

1 Claim, 1 Drawing Sheet



(56)

References Cited

U.S. PATENT DOCUMENTS

4,071,926 A 2/1978 Sweet et al.
 4,077,094 A 3/1978 Swager
 D262,183 S * 12/1981 Brown et al. D8/16
 4,521,000 A 6/1985 Dodge, Jr.
 4,542,884 A 9/1985 Dodge, Jr.
 4,657,110 A 4/1987 Wolner
 4,791,243 A 12/1988 Ibanez et al.
 5,174,536 A * 12/1992 Pelletier et al. 248/339
 D336,031 S * 6/1993 Kaplan D8/367
 5,224,427 A 7/1993 Riches et al.
 5,860,493 A 1/1999 Cherpitel
 6,270,048 B1 * 8/2001 Carlson 248/339
 6,279,680 B1 8/2001 Casebolt
 6,457,556 B1 10/2002 Skade et al.
 6,725,969 B1 4/2004 Meister
 D494,055 S * 8/2004 Jones et al. D8/395
 6,802,480 B1 * 10/2004 Martello 248/63
 6,918,464 B2 7/2005 Renton et al.
 D524,636 S * 7/2006 Burnett D8/370
 7,188,704 B2 3/2007 Renton et al.
 D540,153 S * 4/2007 Tanaka et al. D8/354
 D584,132 S * 1/2009 Judd D8/356
 7,475,859 B2 * 1/2009 Selders 248/304
 D587,105 S * 2/2009 Chang D8/383
 D604,591 S * 11/2009 Snell D8/367
 D608,623 S * 1/2010 Snell D8/367
 D616,431 S * 5/2010 Hijmans D14/253
 7,708,116 B2 5/2010 Martin et al.
 D618,692 S * 6/2010 Deutsch et al. D14/447
 D627,632 S * 11/2010 Elmer et al. D8/383

D631,333 S * 1/2011 Bauer et al. D8/367
 D649,792 S * 12/2011 Nosworthy D6/327
 D676,678 S * 2/2013 Bermea D6/328
 D685,625 S * 7/2013 Diekman D8/356
 D693,208 S * 11/2013 Taylor et al. D8/367
 D695,094 S * 12/2013 Huang D8/367
 2002/0175025 A1 11/2002 Kurtgis
 2007/0119653 A1 5/2007 Brown et al.
 2009/0133977 A1 5/2009 Warren
 2009/0194366 A1 8/2009 Parker et al.
 2010/0012424 A1 1/2010 Krauss

FOREIGN PATENT DOCUMENTS

DE 28 10 928 9/1979
 DE 86 06 240 U1 6/1986
 DE 35 31 391 A1 3/1987
 DE 202 17 045 U1 5/2003
 DE 20 2005 011 338 U1 12/2006
 EP 0 168 021 1/1986
 EP 2 407 211 1/2012
 FR 2 539 477 7/1984
 FR 2 555 060 5/1985
 FR 2 857 601 1/2005
 GB 1 536 354 12/1978
 GB 2 396 195 B 6/2004
 WO WO 96/23951 8/1996
 WO WO 00/60209 10/2000
 WO WO 2005/058422 A1 6/2005
 WO WO 2009/037173 A1 3/2009
 WO WO 2009/100315 A2 8/2009

* cited by examiner

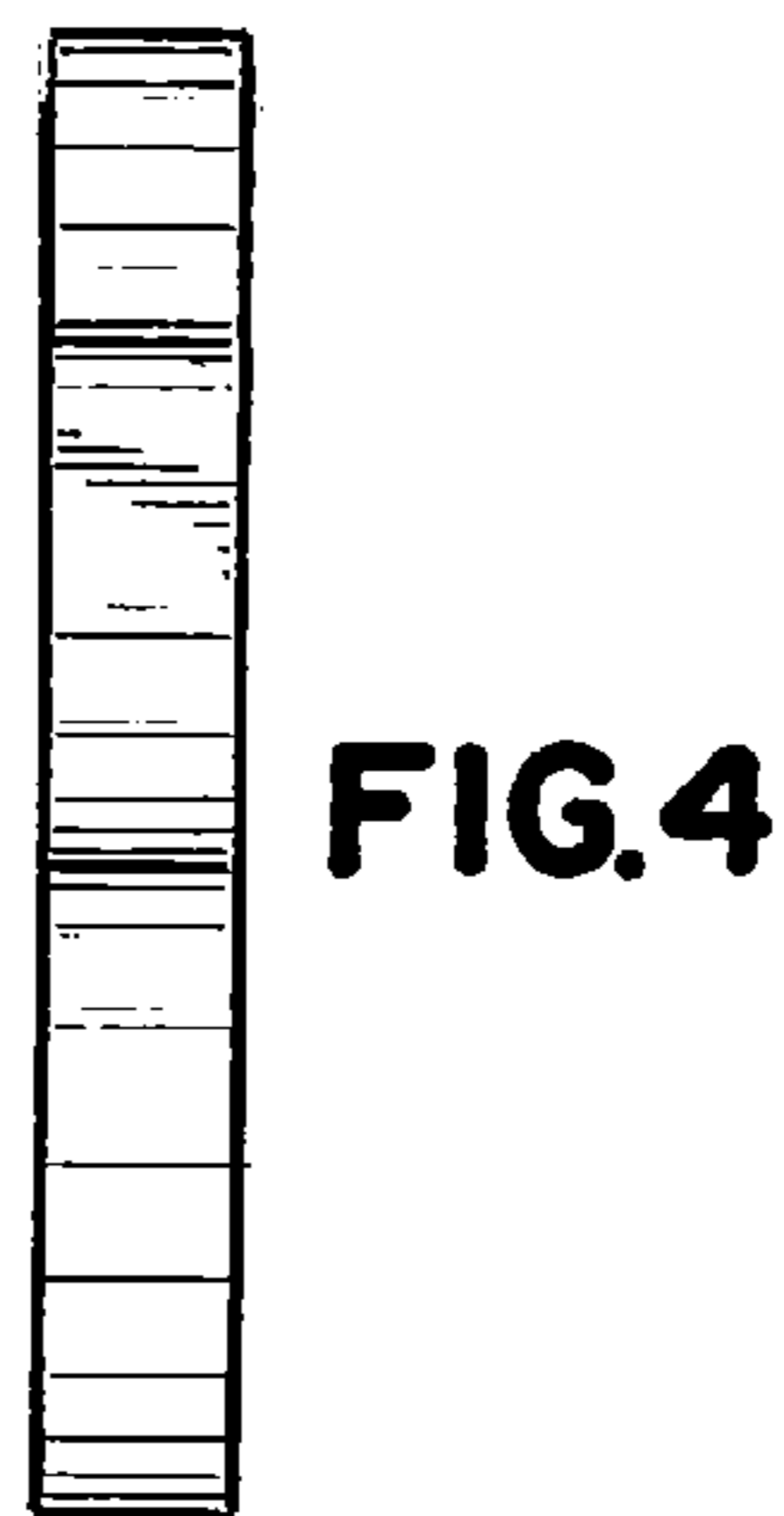
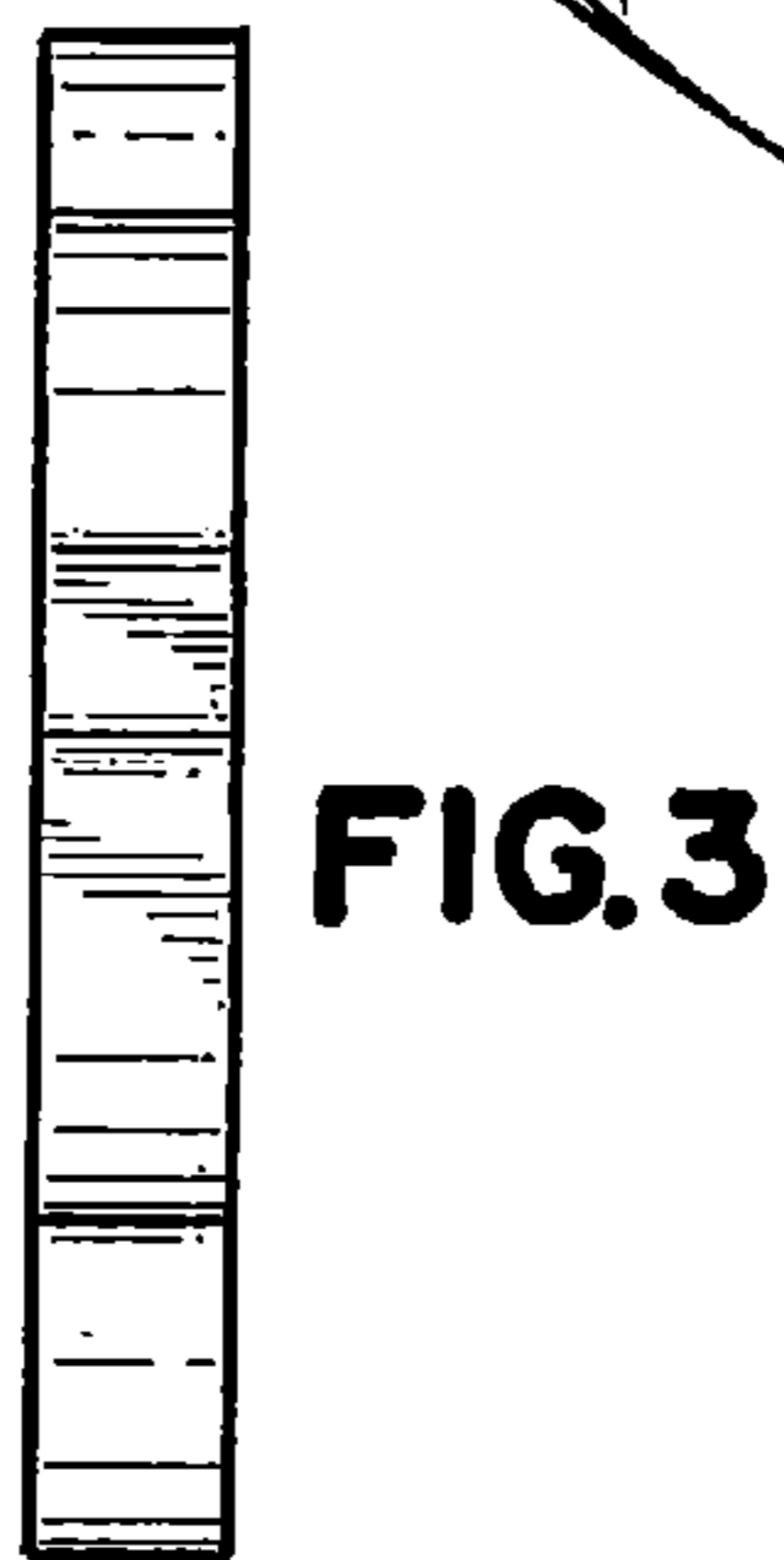
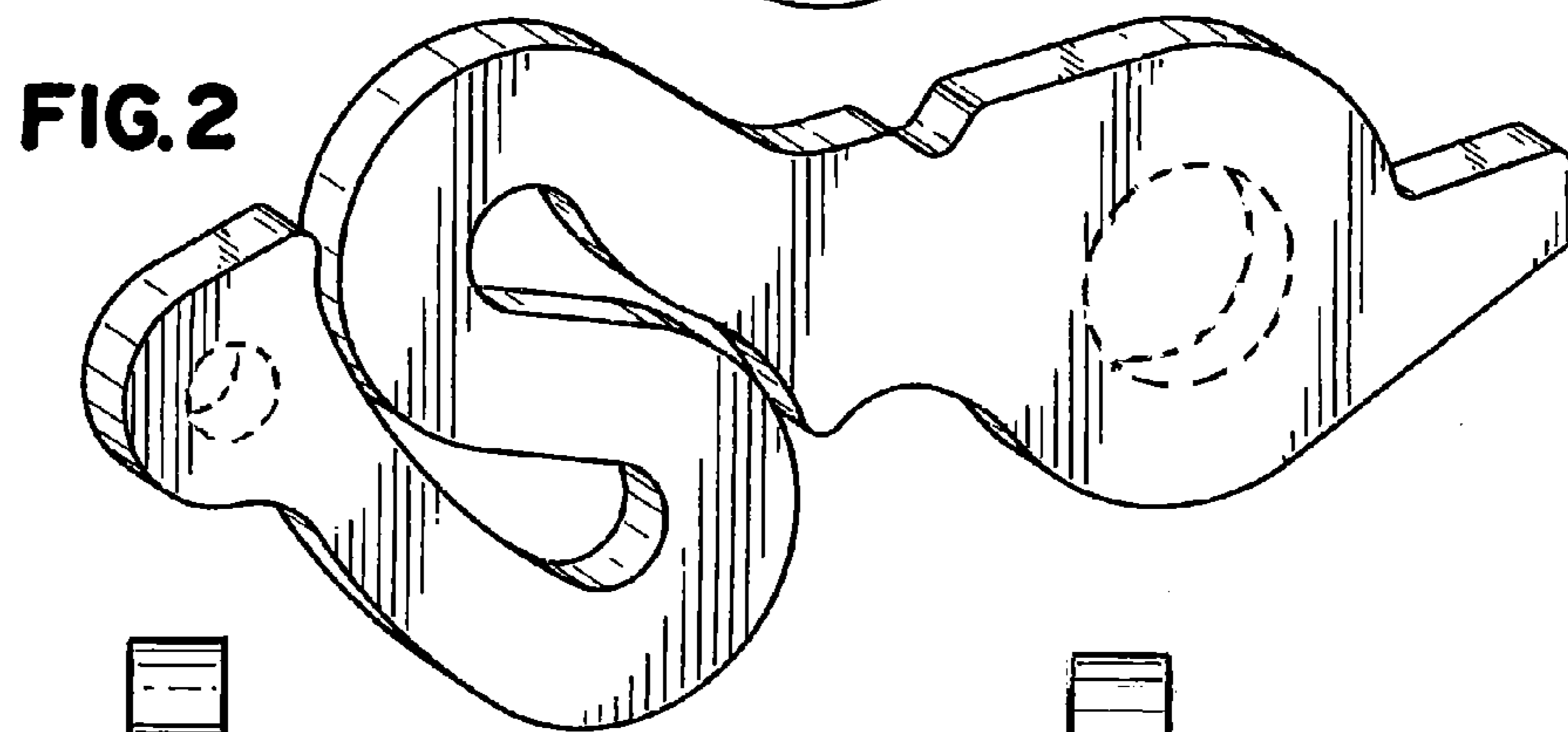
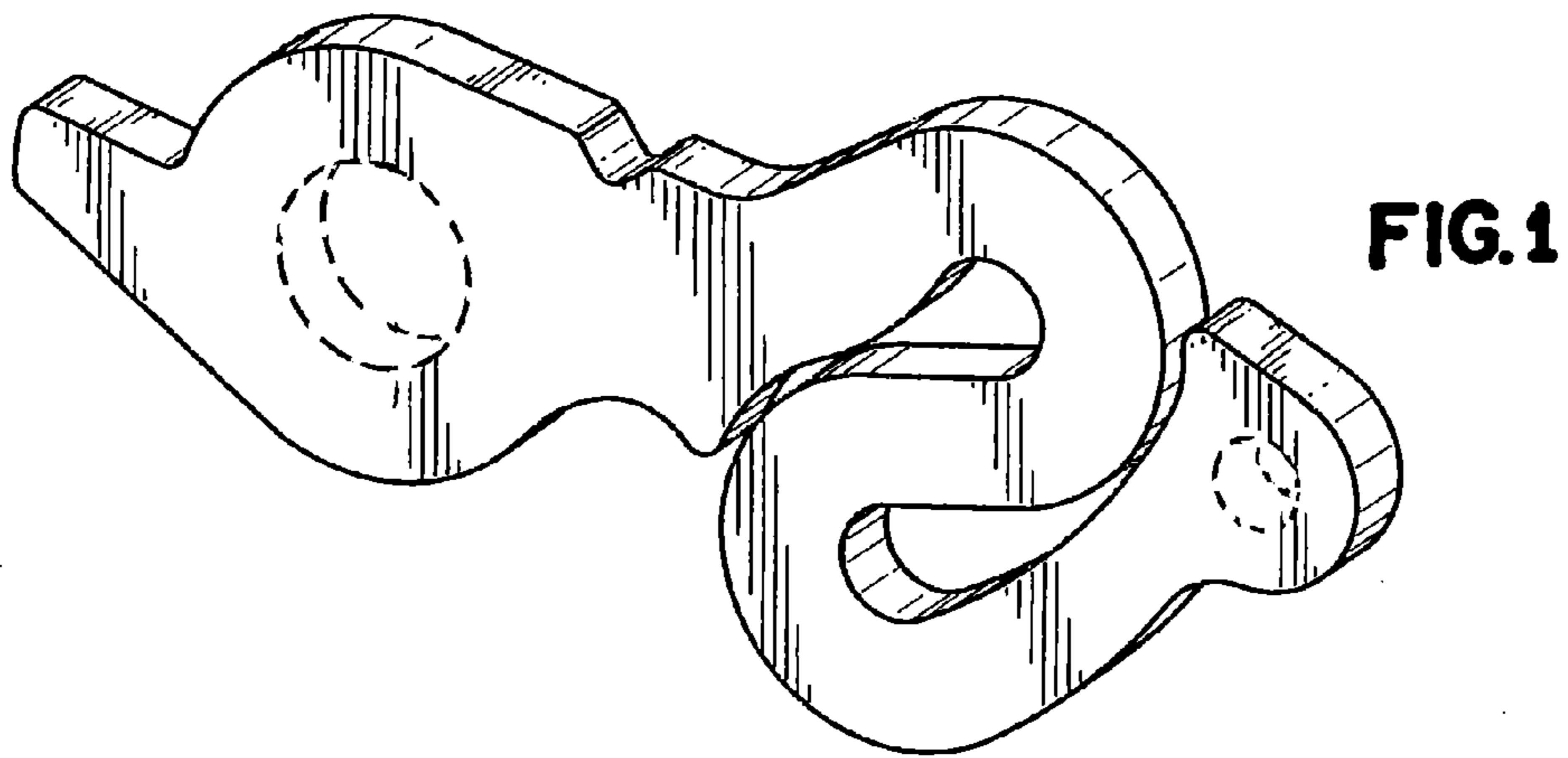


FIG. 5



FIG. 6