



US00D710674S

(12) **United States Design Patent**  
**Han**

(10) **Patent No.:** **US D710,674 S**

(45) **Date of Patent:** **\*\* Aug. 12, 2014**

(54) **CABINET HANDLE**

(71) Applicant: **Hardware Resources, Inc.**, Bossier  
City, LA (US)

(72) Inventor: **Kukjin Han**, High Point, NC (US)

(73) Assignee: **Hardware Resources, Inc.**, Bossier  
City, LA (US)

(\*\*) Term: **14 Years**

(21) Appl. No.: **29/457,265**

(22) Filed: **Jun. 7, 2013**

(51) **LOC (10) Cl.** ..... **08-06**

(52) **U.S. Cl.**  
USPC ..... **D8/313**

(58) **Field of Classification Search**  
USPC ..... D8/300, 302, 305, 311–321, DIG. 1,  
D8/DIG. 2, DIG. 10; D7/393, 394; D3/318;  
D6/549, 524, 533, 550; D23/250–254,  
D23/303, 305; D15/89; 292/347, 336.3;  
211/16, 182; 220/752–754; 16/441,  
16/118, 110 R, 111 R, DIG. 19, DIG. 30,  
16/110.1, 412, 414–420, 443–446

See application file for complete search history.

(56) **References Cited**

U.S. PATENT DOCUMENTS

D409,074 S *	5/1999	Caugh et al. ....	D8/313
D506,119 S *	6/2005	Cronk et al. ....	D8/313
D573,439 S *	7/2008	Sheppard .....	D8/313
D574,216 S *	8/2008	Jou .....	D8/313
D578,370 S *	10/2008	Samhammer et al. ....	D8/313
D579,308 S *	10/2008	Matijevic .....	D8/313
D584,128 S *	1/2009	Ricereto .....	D8/313
D589,325 S *	3/2009	Mattson et al. ....	D8/313
D590,233 S *	4/2009	Matijevic .....	D8/314
D597,394 S *	8/2009	Menzies .....	D8/313
D597,819 S *	8/2009	Matijevic .....	D8/313

\* cited by examiner

*Primary Examiner* — Mark Goodwin

(74) *Attorney, Agent, or Firm* — Schultz & Associates, P.C.

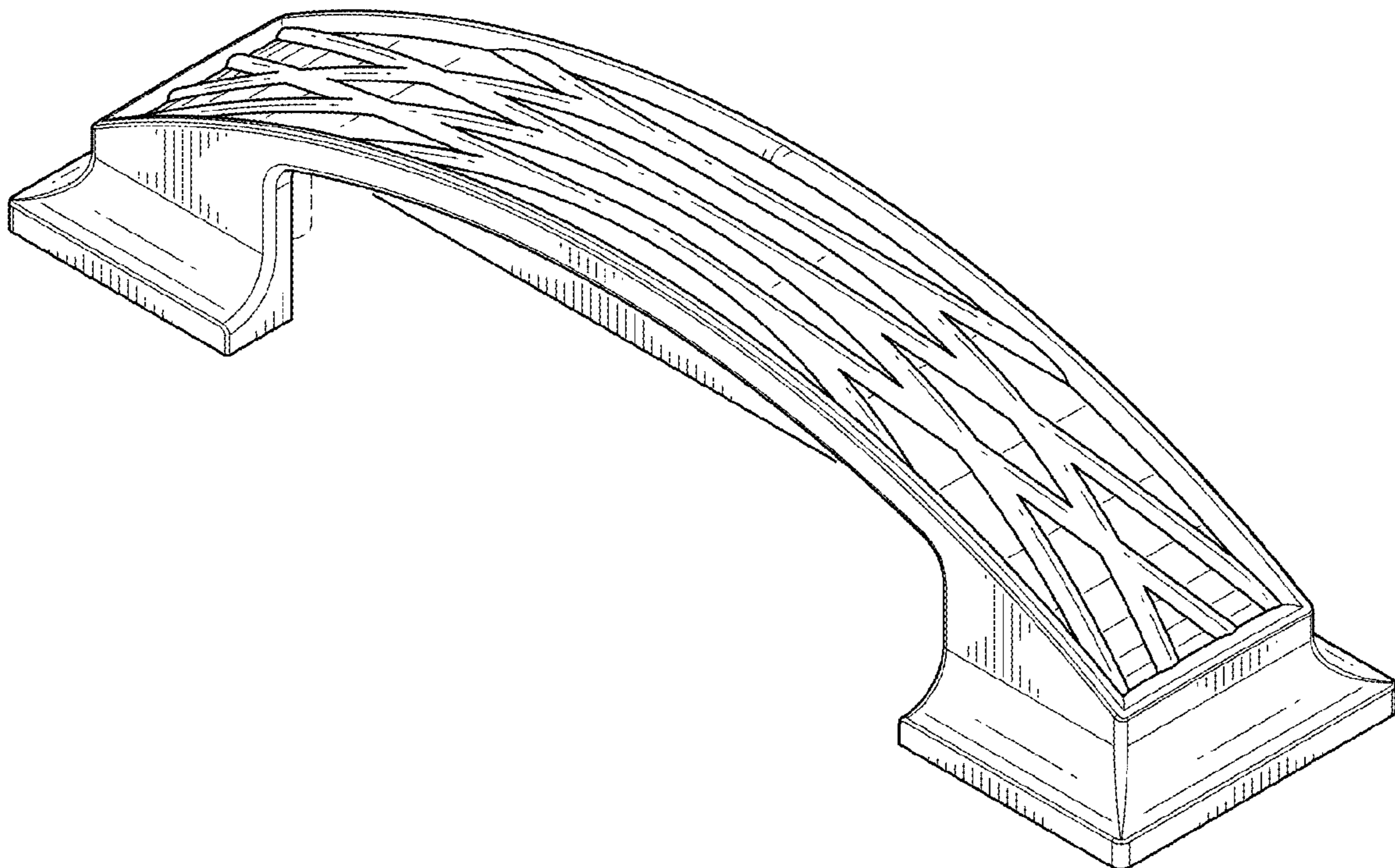
(57) **CLAIM**

The ornamental design for a cabinet handle, as shown and described.

**DESCRIPTION**

FIG. 1 is a perspective view of a cabinet handle showing my new design;  
FIG. 2 is a side elevation view thereof;  
FIG. 3 is a side elevation view thereof;  
FIG. 4 is a side elevation view thereof;  
FIG. 5 is a top plan view thereof; and,  
FIG. 6 is a bottom plan view thereof.  
The broken lines shown represent unclaimed subject matter and form no part of the claimed design.

**1 Claim, 2 Drawing Sheets**



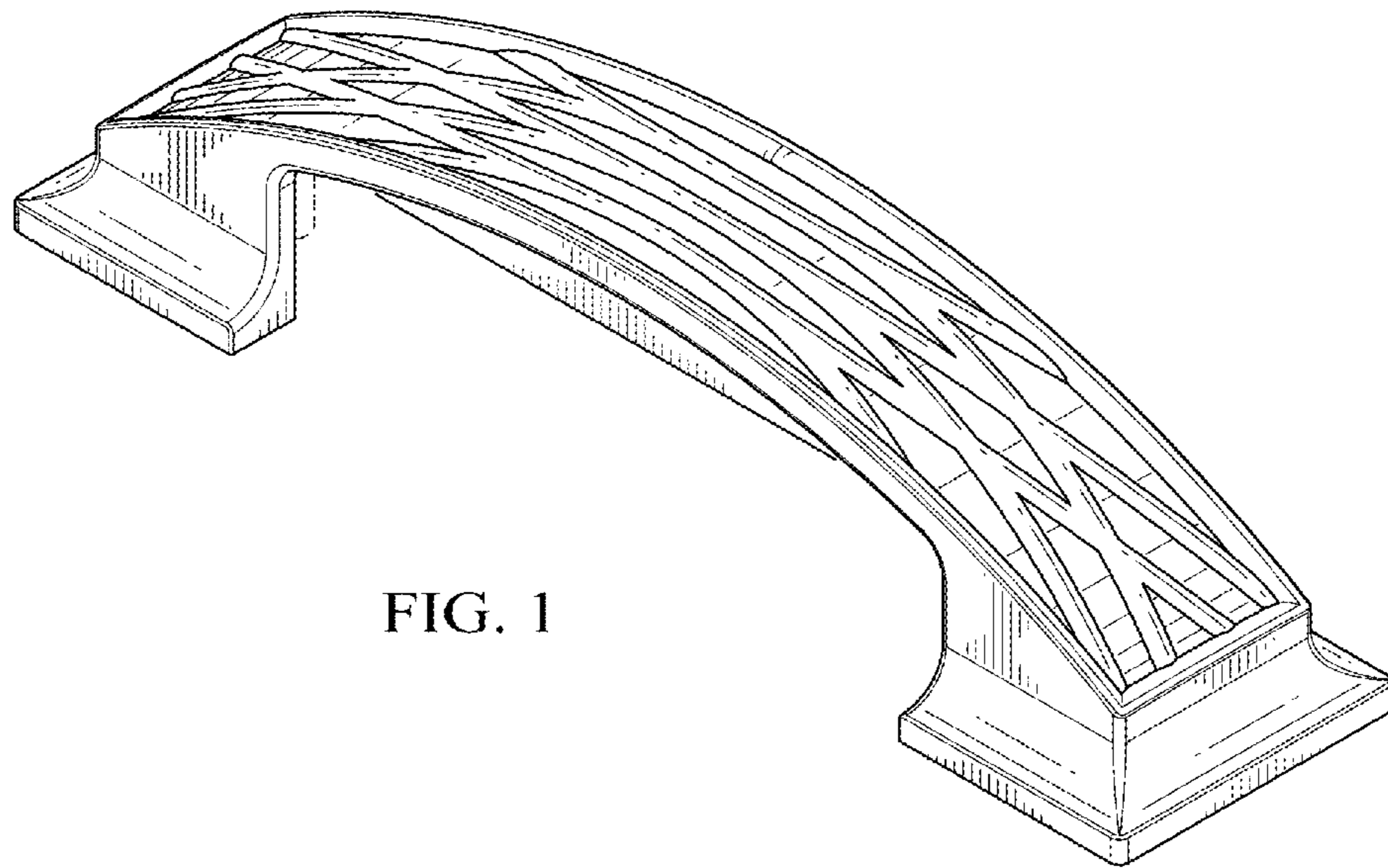


FIG. 1

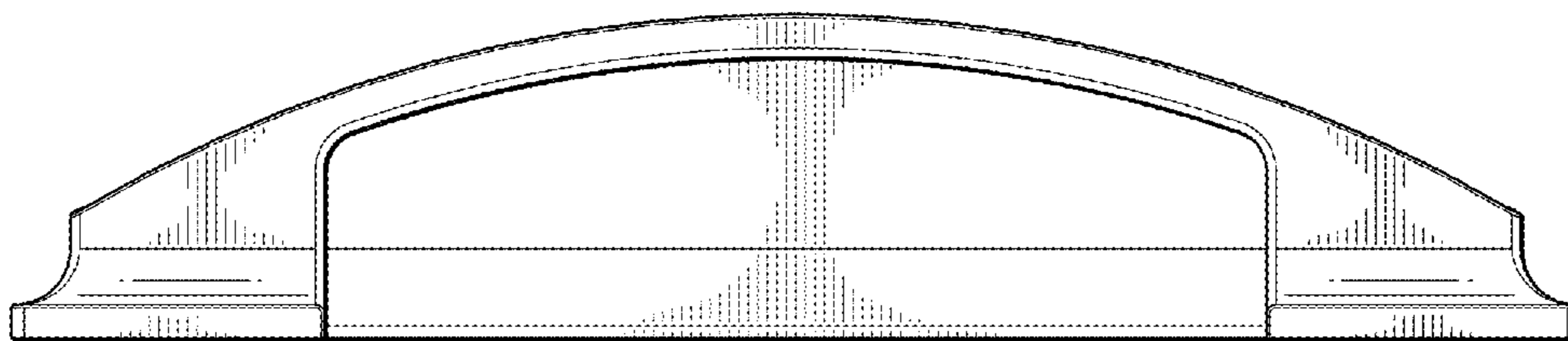


FIG. 2

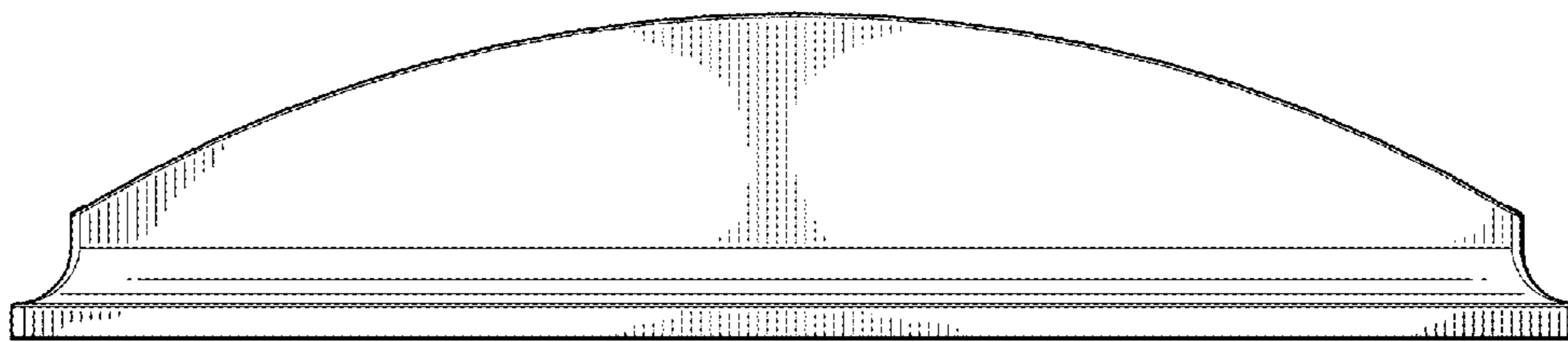


FIG. 3

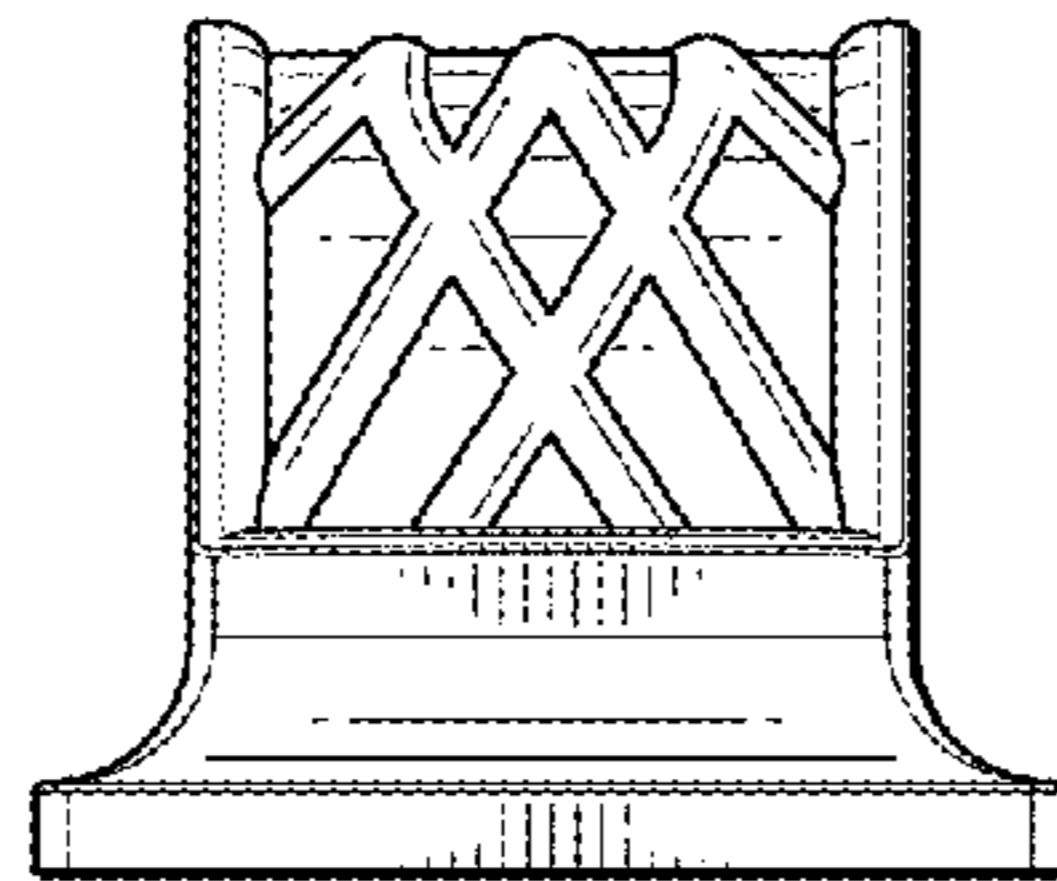


FIG. 4

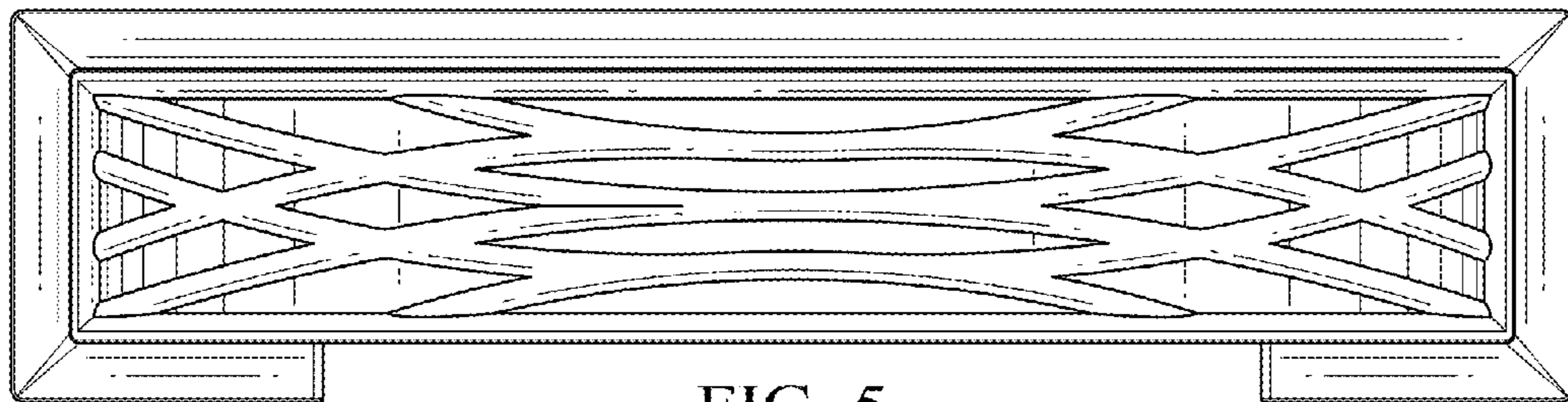


FIG. 5

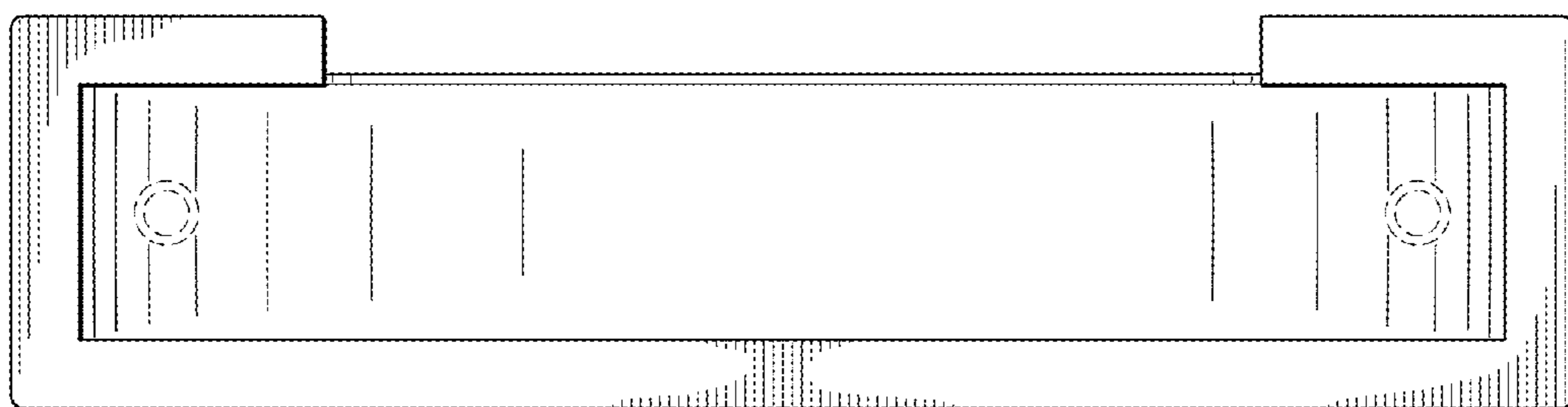


FIG. 6