



US00D710661S

(12) **United States Design Patent**
Lu

(10) **Patent No.:** **US D710,661 S**
(45) **Date of Patent:** **** Aug. 12, 2014**

- (54) **LANDSCAPE EDGING STAKE**
- (71) Applicant: **James Lu**, Alpharetta, GA (US)
- (72) Inventor: **James Lu**, Alpharetta, GA (US)
- (73) Assignees: **International Business Corporation**,
Alpharetta, GA (US); **Progressive**
Global Enterprises Co., Ltd., Taipei
(TW)
- (**) Term: **14 Years**
- (21) Appl. No.: **29/467,374**
- (22) Filed: **Sep. 18, 2013**
- (51) **LOC (10) Cl.** **08-01**
- (52) **U.S. Cl.**
USPC **D8/1**
- (58) **Field of Classification Search**
USPC D8/1; 47/43-47; 248/548, 156;
D21/840
See application file for complete search history.

- D572,986 S * 7/2008 Zhu et al. D8/1
- D577,966 S * 10/2008 Cosimo D8/1
- D630,066 S * 1/2011 Charette D8/1
- D631,308 S * 1/2011 Charette D8/1
- D654,335 S * 2/2012 Evans D8/1
- D655,584 S * 3/2012 Katzin D8/1
- D674,255 S * 1/2013 Evans D8/1
- D674,256 S * 1/2013 Charette D8/1
- D682,054 S * 5/2013 Gary et al. D8/1

* cited by examiner

Primary Examiner — Sheryl Lane
(74) *Attorney, Agent, or Firm* — Rodgers & Rodgers

(57) **CLAIM**

The ornamental design for a landscape edging stake, as shown and described.

DESCRIPTION


FIG. 1 is a perspective view of a landscape edging stake showing my new design;
FIG. 2 is a bottom perspective view thereof;
FIG. 3 is a left-side elevational view thereof;
FIG. 4 is a front elevational view thereof, rear being a mirror image thereof;
FIG. 5 is a right-side elevational view thereof;
FIG. 6 is a top plan view thereof; and,
FIG. 7 is a bottom plan view thereof.
The broken lines represent portions of the stake and form no part of the claimed design.

1 Claim, 2 Drawing Sheets

(56) **References Cited**

U.S. PATENT DOCUMENTS

- D230,218 S * 1/1974 Frelling D21/840
- D240,362 S * 6/1976 Russo D25/131
- D240,754 S * 7/1976 Shroyer D8/1
- D407,281 S * 3/1999 Antel et al. D8/1
- D447,025 S * 8/2001 Hughes D8/1
- D469,566 S * 1/2003 Gary et al. D26/138
- D553,919 S * 10/2007 Gross et al. D8/1






FIG. 2

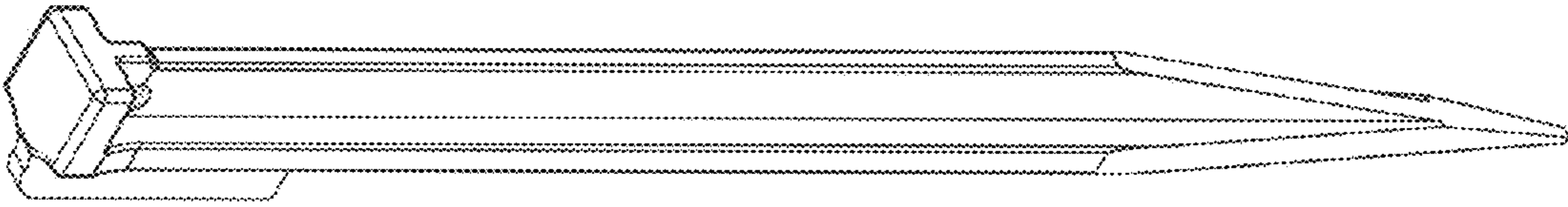


FIG. 1




FIG. 3




FIG. 4




FIG. 5

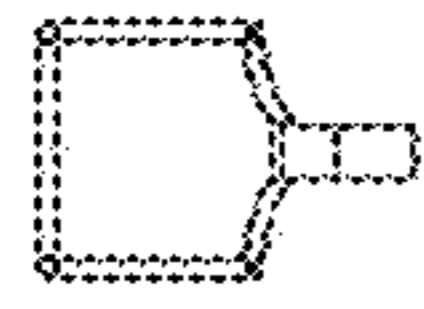


FIG. 6

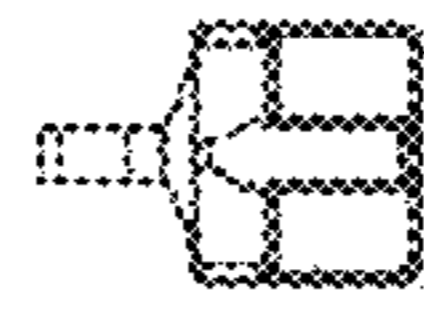


FIG. 7