



US00D710649S

(12) **United States Design Patent**  
**Kihl**

(10) **Patent No.:** **US D710,649 S**

(45) **Date of Patent:** **\*\* Aug. 12, 2014**

(54) **WINE AERATOR**

(71) Applicant: **Steven Kihl**, Haymarket, VA (US)

(72) Inventor: **Steven Kihl**, Haymarket, VA (US)

(\*\*) Term: **14 Years**

(21) Appl. No.: **29/453,060**

(22) Filed: **Apr. 24, 2013**

(51) **LOC (10) Cl.** ..... **07-99**

(52) **U.S. Cl.**  
USPC ..... **D7/397; D7/700; D7/300; D7/396.2;**  
D9/440

(58) **Field of Classification Search**  
USPC ..... D7/400, 399, 397, 213, 387, 398, 392.2,  
D7/700, 315, 396.2, 300; D9/440, 439;  
99/323.1, 275, 277.1; 261/76, 110, 30;  
222/190, 450; D26/2

See application file for complete search history.

(56) **References Cited**

**U.S. PATENT DOCUMENTS**

788,118	A *	4/1905	Smith	.....	222/450
D156,921	S *	1/1950	Sloan	.....	D7/524
D535,558	S *	1/2007	Kehoe et al.	.....	D9/440
D535,559	S *	1/2007	Kehoe	.....	D9/440

7,299,743	B2 *	11/2007	Moore	.....	99/323.1
D623,010	S *	9/2010	Higgins	.....	D7/387
D652,157	S *	1/2012	Zolotykh et al.	.....	D26/2
D663,593	S *	7/2012	Huynh	.....	D7/700
D674,238	S *	1/2013	Zimmer	.....	D7/396.2
D675,755	S *	2/2013	Yamamoto et al.	.....	D26/2
D676,582	S *	2/2013	Webb et al.	.....	D26/2
8,430,023	B2 *	4/2013	Hynes	.....	99/323.1
D700,722	S *	3/2014	Webb et al.	.....	D26/2
2006/0000855	A1 *	1/2006	Allen et al.	.....	222/484
2011/0274805	A1 *	11/2011	Nudi et al.	.....	426/474

\* cited by examiner

*Primary Examiner* — Marianne Pandozzi

(74) *Attorney, Agent, or Firm* — Studebaker & Brackett PC

(57) **CLAIM**

The ornamental design for a wine aerator, as shown and described.

**DESCRIPTION**

FIG. 1 is a perspective view of a wine aerator showing my new design;

FIG. 2 is a front view thereof;

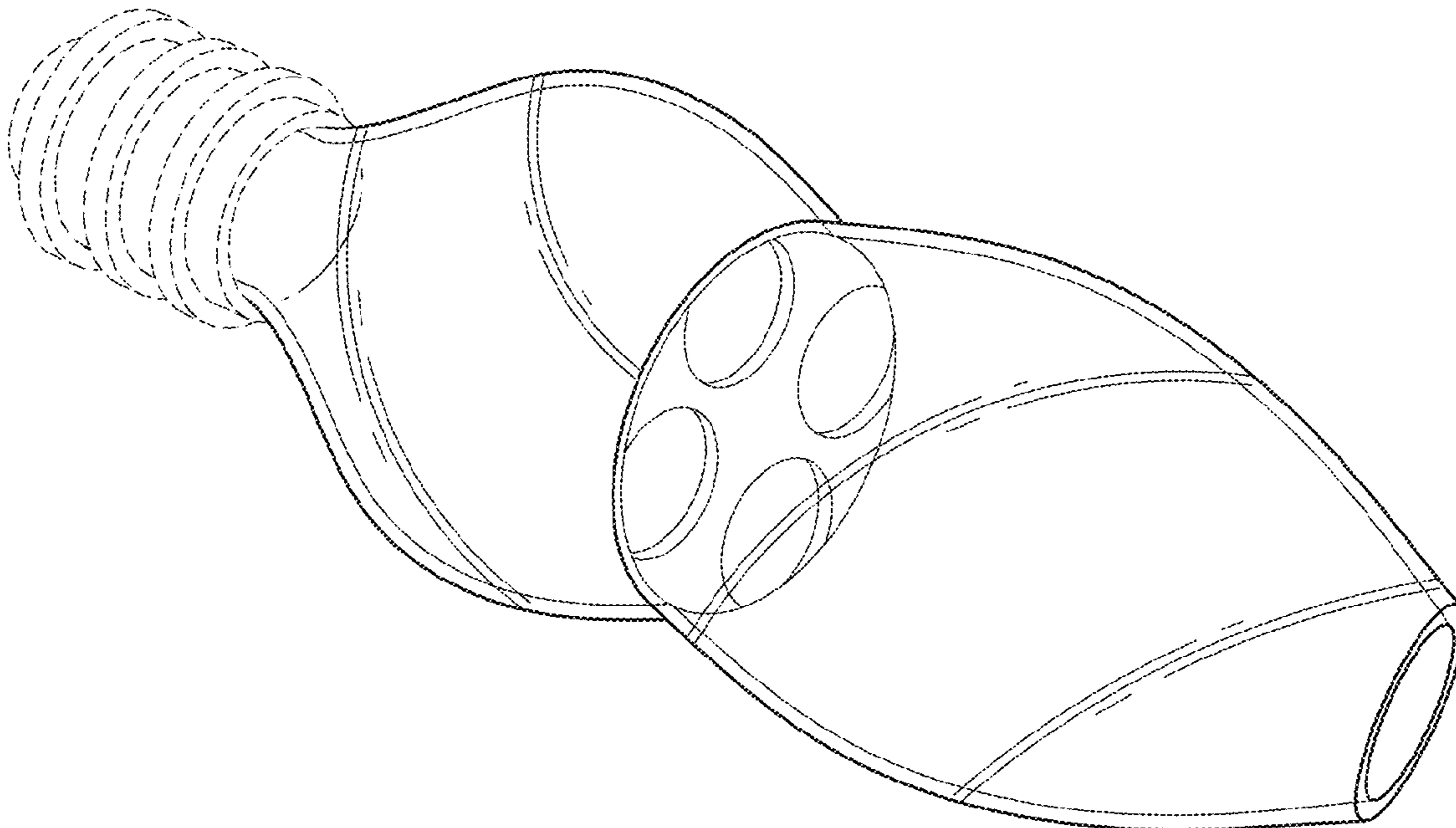
FIG. 3 is a side view thereof;

FIG. 4 is a top plan view thereof; and,

FIG. 5 is a bottom plan view thereof.

The broken lines set forth in the several figures are for the purpose of illustrating unclaimed portions of the design and form no part of the claimed design.

**1 Claim, 3 Drawing Sheets**



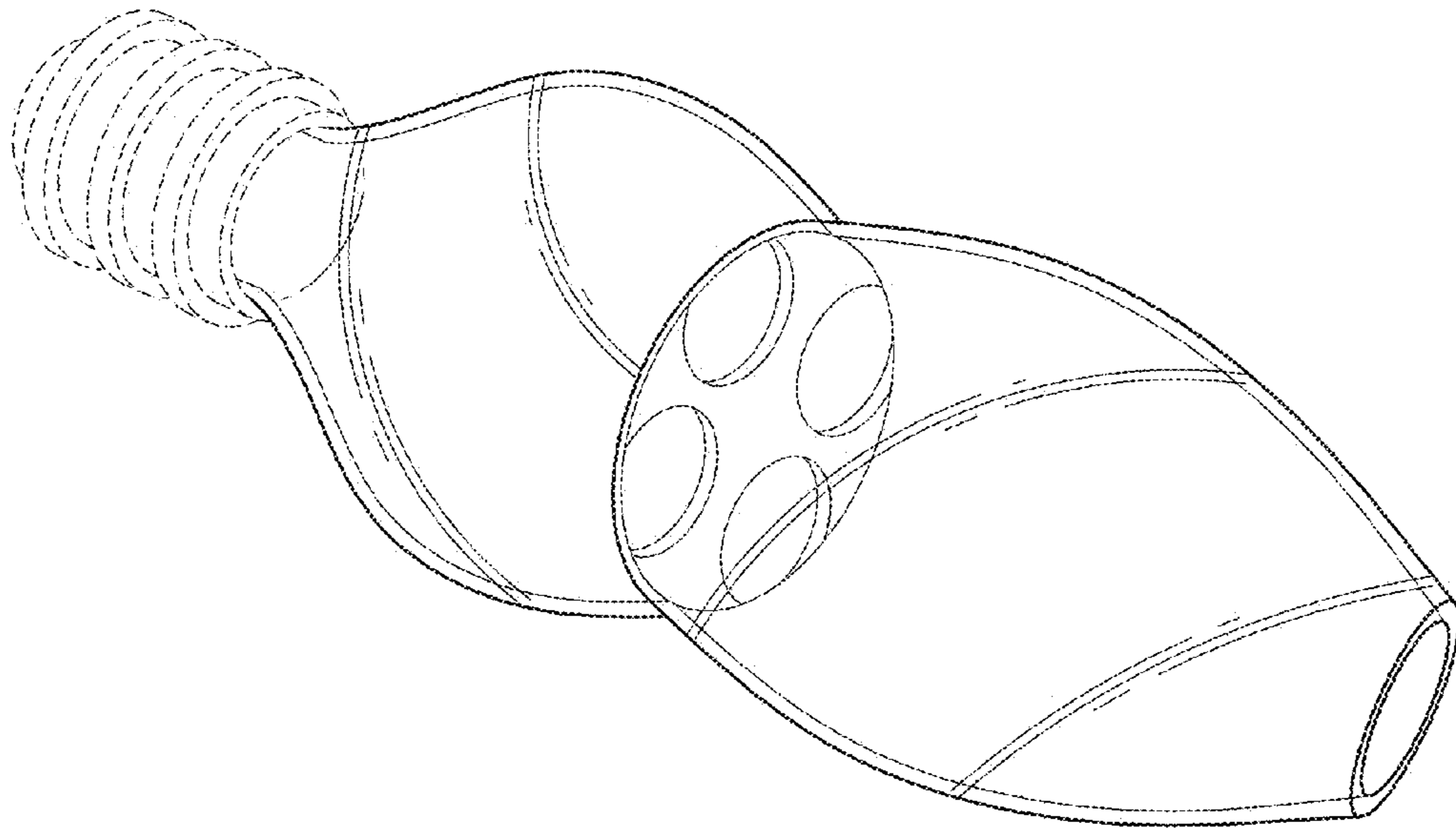


FIG. 1

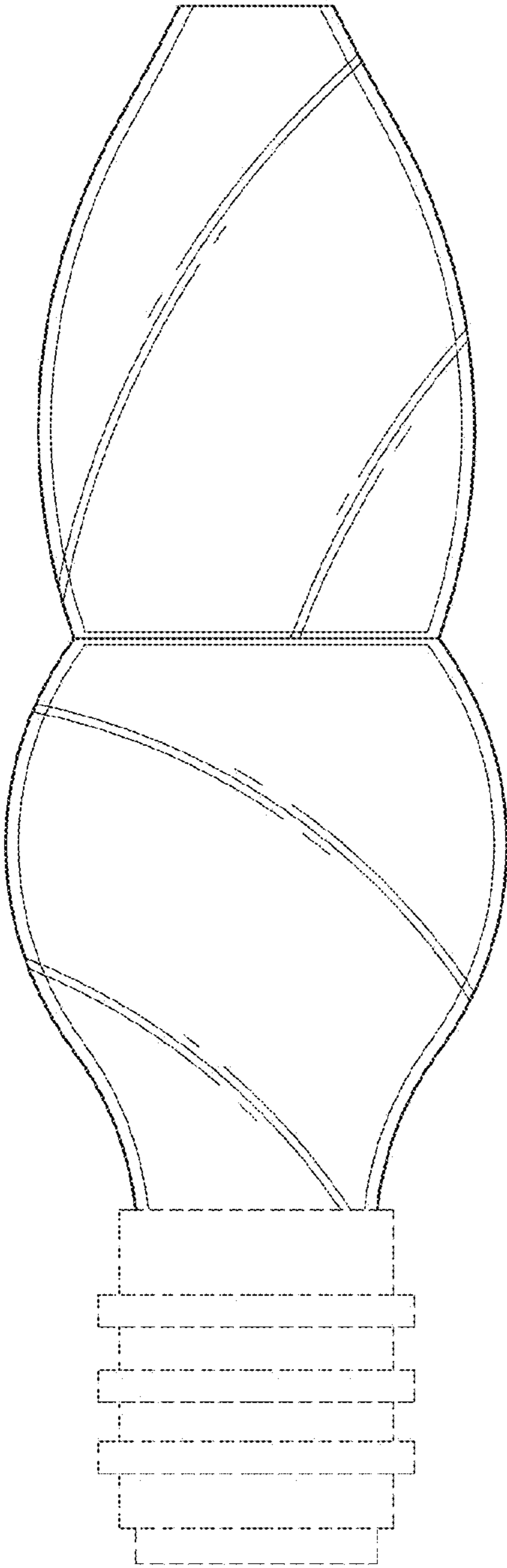


FIG. 2

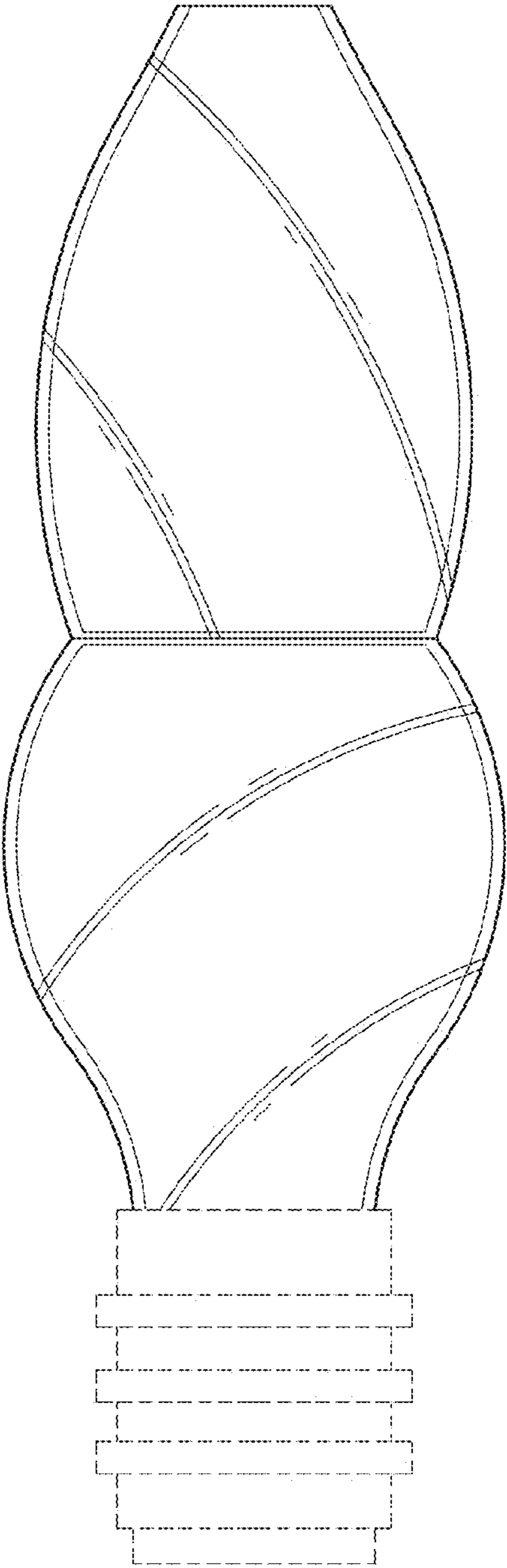


FIG. 3

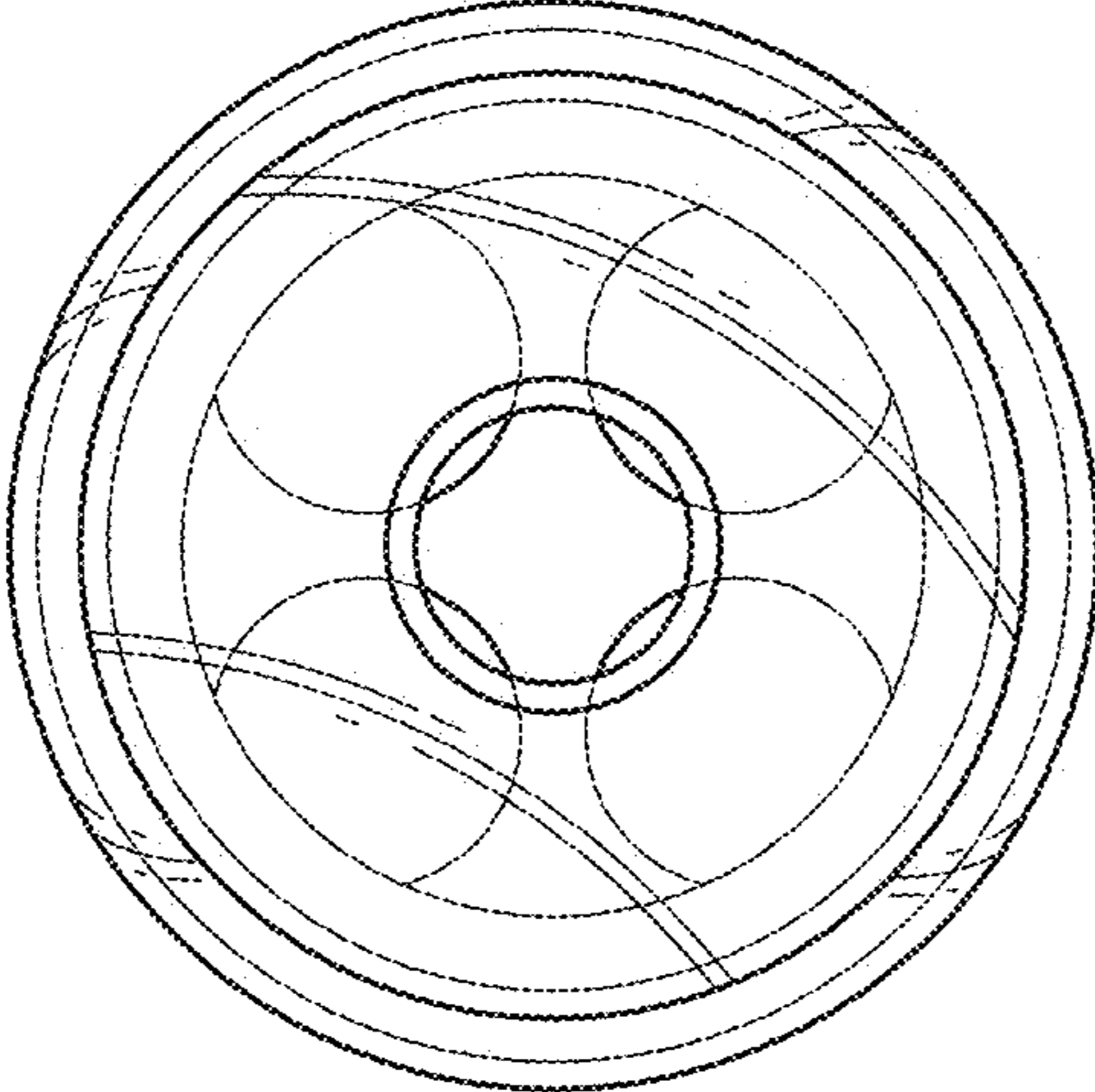


FIG. 4

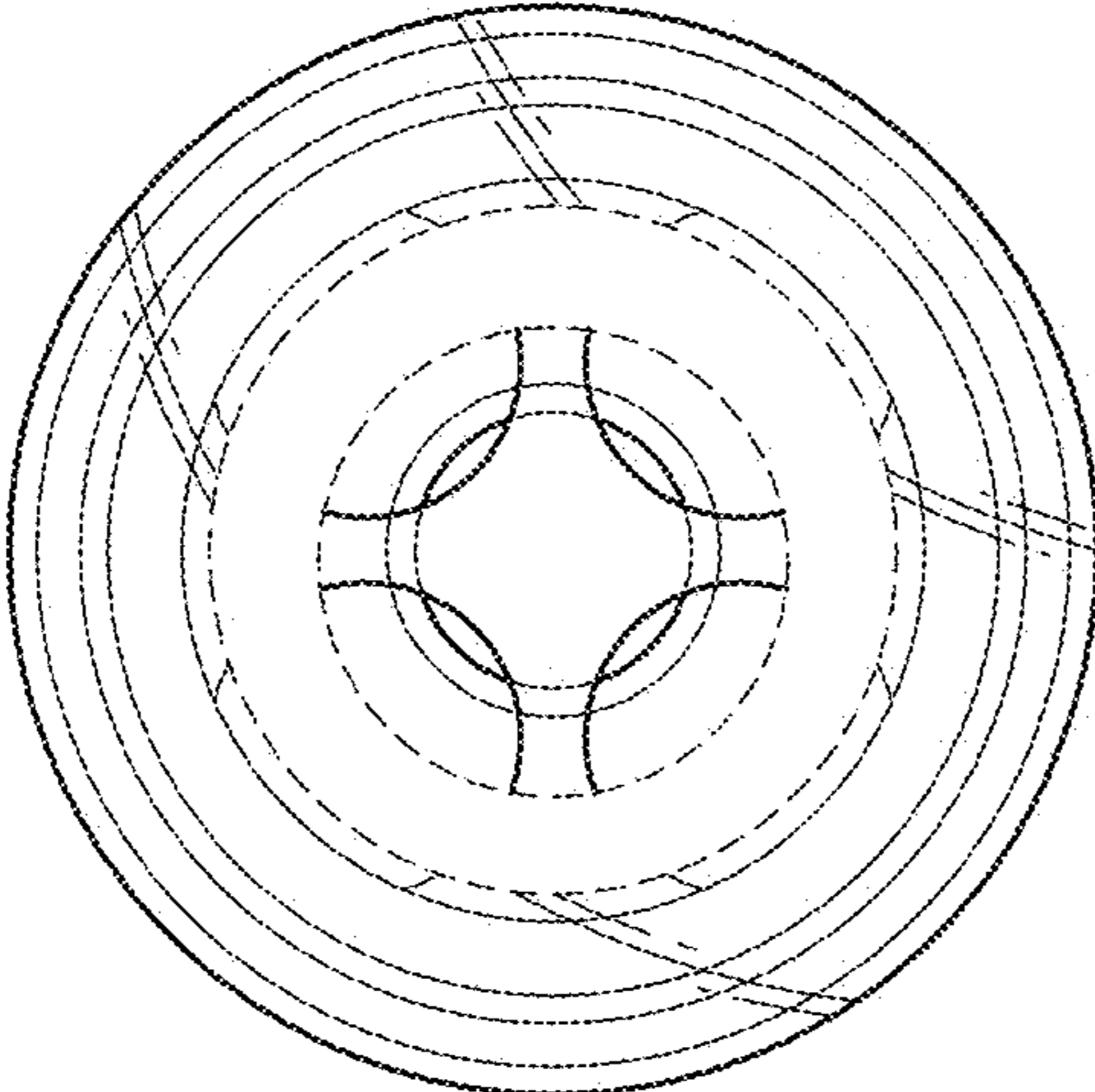


FIG. 5