



US00D710617S

(12) **United States Design Patent**
Mink

(10) **Patent No.:** **US D710,617 S**
(45) **Date of Patent:** **** Aug. 12, 2014**

- (54) **BRUSH WITH WAVE-SHAPED BRISTLES**
- (75) Inventor: **Jeffrey Mink**, Glen Head, NY (US)
- (73) Assignee: **FM Brush Co., Inc.**, Glendale, NY (US)
- (**) Term: **14 Years**
- (21) Appl. No.: **29/416,668**
- (22) Filed: **Mar. 26, 2012**
- (51) **LOC (10) Cl.** **04-01**
- (52) **U.S. Cl.**
USPC **D4/135**
- (58) **Field of Classification Search**
USPC D4/135, 128, 199, 131, 138, 121, 116,
D4/132, 118; 15/143.1, 202, 145, 176.6,
15/191.1, 159.1, 246, 111, 207.2, 425,
15/188, 160, 167.1, 245.1, 146, 176.3,
15/104.001, 144.3, 236.03, 236.05,
15/257.01, 105, 142, 104.92, 206, 144.4,
15/176.1, 210.1, 257.05, 248.1, 1, 119.1,
15/262, 264; D3/228; 16/427, 430, 422;
294/209, 172, 210; D32/54; 300/21;
132/320, 218, 317; 401/199, 286, 129,
401/122, 270, 183, 186, 121; 7/105, 151
See application file for complete search history.

D480,218	S	10/2003	Mink	
6,779,532	B2 *	8/2004	Dorf	132/200
D562,566	S *	2/2008	Mink	D4/135
7,895,698	B2 *	3/2011	Mink	15/207.2
8,104,132	B2	1/2012	Mink	
D679,506	S *	4/2013	Hile	D4/135
2001/0042281	A1 *	11/2001	Forsline	15/245.1
2001/0052160	A1 *	12/2001	Dorf	15/159.1
2002/0083953	A1 *	7/2002	Dorf	132/200
2003/0150073	A1 *	8/2003	Jang	15/143.1
2005/0133947	A1 *	6/2005	Jang	264/162
2005/0257337	A1 *	11/2005	Clegg et al.	15/105
2007/0151061	A1 *	7/2007	Mink et al.	15/160
2010/0095973	A1 *	4/2010	Shrier et al.	132/200
2013/0098382	A1 *	4/2013	Martin et al.	132/200
2013/0125921	A1 *	5/2013	Celia	132/313
2013/0199556	A1 *	8/2013	Lim	132/148

* cited by examiner

Primary Examiner — Eric Goodman

Assistant Examiner — Ryan Harvey

(74) *Attorney, Agent, or Firm* — Keusey & Associates, P.C.

(57) **CLAIM**

I claim the ornamental design for a brush with wave-shaped bristles, as shown and described.

DESCRIPTION

FIG. 1 is a front side elevational view of a first embodiment of my new design of a brush with wave-shaped bristles, the rear side elevational view being identical thereto.

FIG. 2 is a top plan view thereof.

FIG. 3 is a right side elevational view thereof, the left side elevational view being identical thereto.

FIG. 4 is a front side elevational view of a second embodiment of my new design of a brush with wave-shaped bristles, the rear side elevational view being identical thereto.

FIG. 5 is a top plan view thereof; and,


FIG. 6 is a right side elevational view thereof, the left side elevational view being identical thereto.

The broken lines are included to show environmental structure and form no part of the claimed design.

1 Claim, 2 Drawing Sheets

(56) **References Cited**
U.S. PATENT DOCUMENTS

5,896,620	A *	4/1999	Mink	16/110.1
D439,415	S *	3/2001	Mink et al.	D4/121
6,308,371	B1 *	10/2001	Forsline	15/245.1
D450,189	S	11/2001	Mink et al.	
D450,931	S *	11/2001	Mink et al.	D4/135
D452,994	S	1/2002	Mink	
D454,001	S *	3/2002	Mink et al.	D4/127
D463,136	S *	9/2002	Mink	D4/135
6,513,183	B2 *	2/2003	Dorf	15/191.1
D471,018	S *	3/2003	Mink	D4/135
D479,917	S *	9/2003	Mink	D4/135
D479,918	S *	9/2003	Mink	D4/135
D480,217	S	10/2003	Mink	



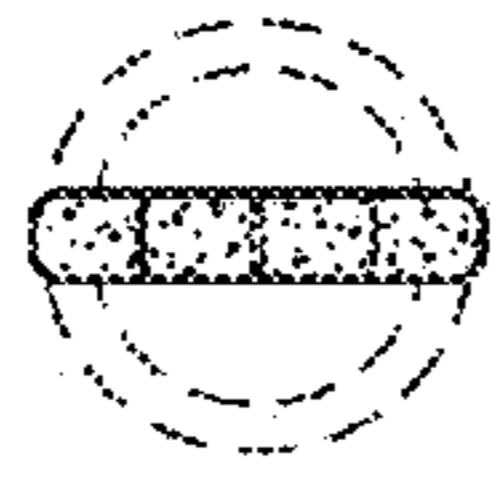


FIG. 2



FIG. 1




FIG. 3

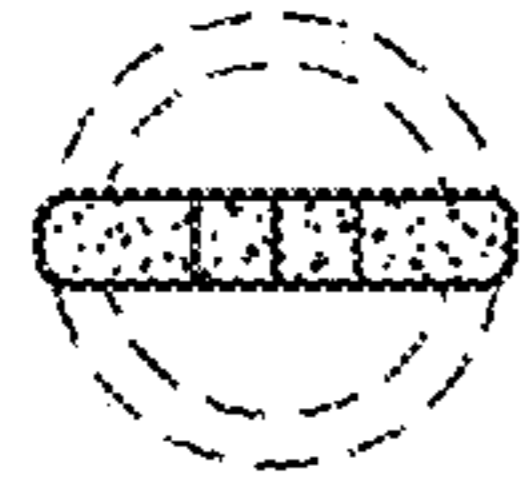


FIG. 5




FIG. 4




FIG. 6