



US00D710614S

(12) **United States Design Patent**
Meersschaert

(10) **Patent No.:** **US D710,614 S**

(45) **Date of Patent:** **** Aug. 12, 2014**

(54) **LUGGAGE WHEEL HOUSING**

FOREIGN PATENT DOCUMENTS

(71) Applicant: **Samsonite IP Holdings S.a.r.l.**,
Luxembourg (LU)

DE 9104017 U1 7/1992
DE 29710837 U1 8/1997
EP 0106906 A1 5/1984
WO 2007/063302 A1 6/2007

(72) Inventor: **Reinhard Meersschaert**, Merelbeke
(BE)

Primary Examiner — Garth Rademaker

Assistant Examiner — Lilyana Bekic

(73) Assignee: **Samsonite IP Holdings S.a.r.l.**,
Luxembourg (LU)

(74) *Attorney, Agent, or Firm* — Dorsey & Whitney LLP

(**) Term: **14 Years**

(57) **CLAIM**

The ornamental design for a luggage wheel housing, as shown and described.

(21) Appl. No.: **29/444,899**

DESCRIPTION

(22) Filed: **Feb. 5, 2013**

FIG. 1 shows a front perspective view of a luggage wheel housing;

(30) **Foreign Application Priority Data**

Aug. 10, 2012 (EM) 001339956-0001

FIG. 2 shows another front perspective view of the luggage wheel housing of FIG. 1;

(51) **LOC (10) Cl.** **03-01**

FIG. 3 shows a front elevation view of the luggage wheel housing of FIG. 1;

(52) **U.S. Cl.**

USPC **D3/318**

FIG. 4 shows a rear elevation view of the luggage wheel housing of FIG. 1;

(58) **Field of Classification Search**

USPC D3/318, 319, 273, 276, 279, 283, 289,
D3/321, 902; D8/375; 190/18 A, 100, 103,
190/104, 107, 109, 111–116, 119; 16/18 R,
16/113.1, 114.1, 45

FIG. 5 shows a left elevation view of the luggage wheel housing of FIG. 1;

FIG. 6 shows a right elevation view of the luggage wheel housing of FIG. 1;

FIG. 7 shows a top view of the luggage wheel housing of FIG. 1;

See application file for complete search history.

FIG. 8 shows a bottom view of the luggage wheel housing of FIG. 1;

(56) **References Cited**

U.S. PATENT DOCUMENTS

42,338 A 4/1864 Beach
145,769 A 12/1873 Waitt
257,834 A 5/1882 Scott et al.
D47,390 S 5/1915 Schwab
1,645,831 A 10/1927 Tiedemann
D114,527 S 5/1939 Boden

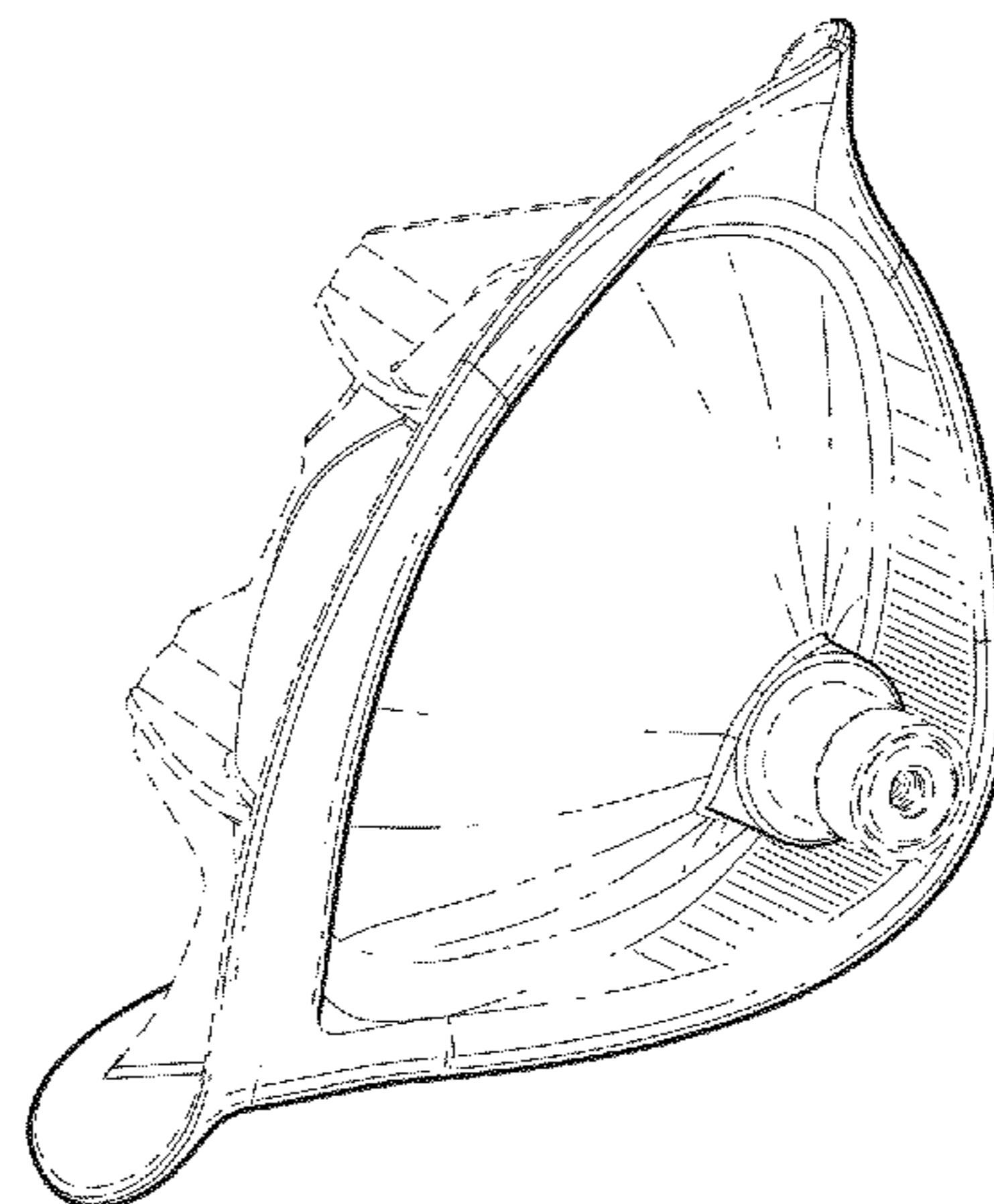
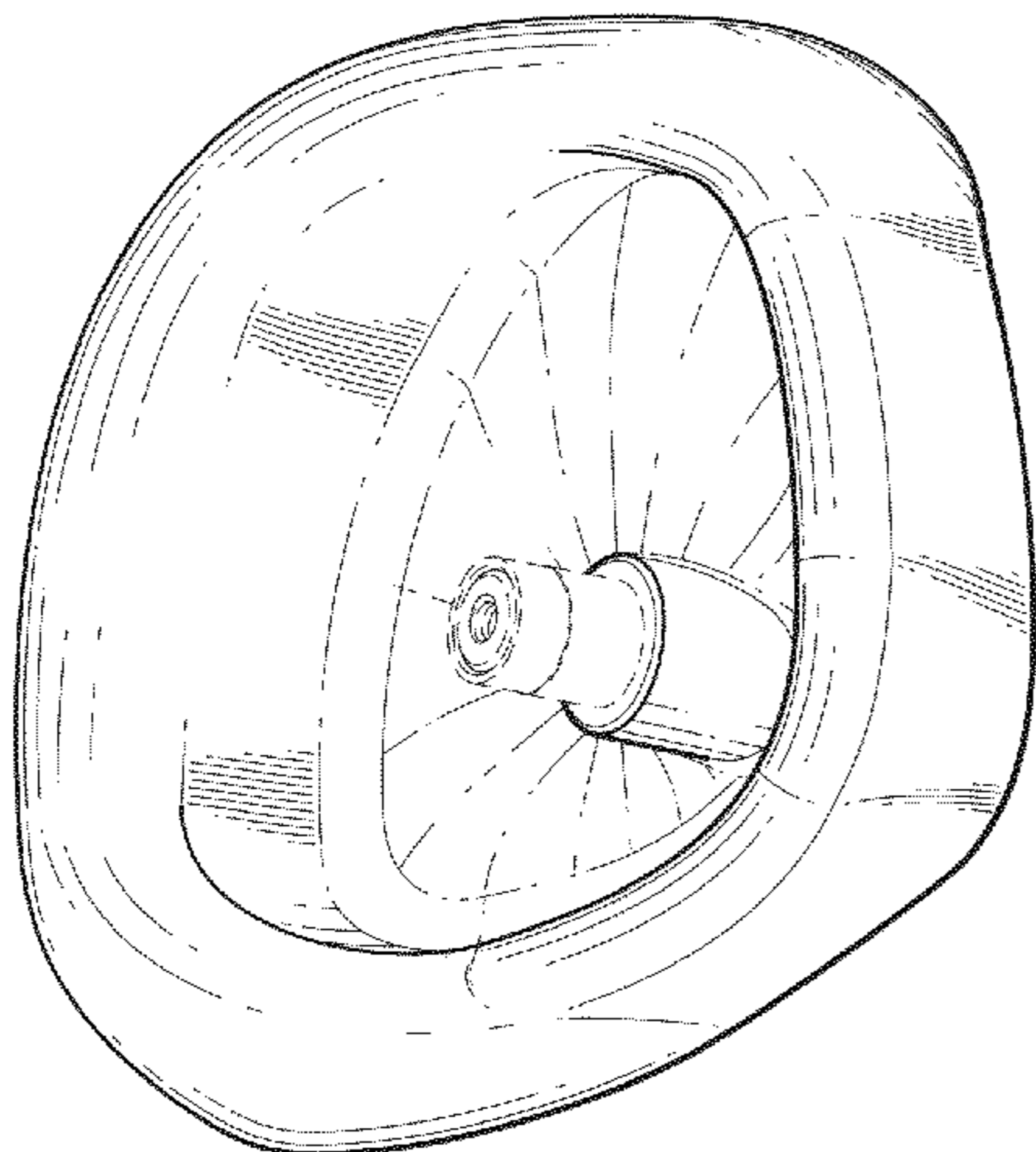
FIG. 9 shows a cross-section view of the luggage wheel housing of FIG. 1 along line IX-IX in FIG. 3; and,

FIG. 10 shows a cross-section view of the luggage wheel housing of FIG. 1 along line X-X in FIG. 3.

The broken lines immediately adjacent the claimed surfaces represent boundaries of the claimed design. All other broken lines depict unclaimed portions of the luggage wheel housing. The broken lines form no part of the claimed design.

(Continued)

1 Claim, 5 Drawing Sheets



(56)

References Cited

U.S. PATENT DOCUMENTS

2,437,588 A 3/1948 Baum
 3,231,926 A 2/1966 Stollman et al.
 4,463,840 A 8/1984 Seynhaeve
 4,707,881 A 11/1987 Van Hoye
 D384,629 S 10/1997 Nagashima
 5,921,635 A 7/1999 Deliman et al.
 D421,338 S * 3/2000 Moon D3/318
 D425,705 S * 5/2000 Santy et al. D3/318
 D430,792 S * 9/2000 Wang D8/375
 D434,904 S 12/2000 Huang
 D438,382 S * 3/2001 Chang D3/321
 D439,410 S 3/2001 Chang
 D474,024 S * 5/2003 Santy D3/318
 D484,028 S 12/2003 Moon
 D485,681 S * 1/2004 Fenton et al. D3/279
 D487,348 S 3/2004 Fenton et al.

D491,365 S * 6/2004 Proot D3/318
 D513,560 S 1/2006 Neumann
 D518,295 S * 4/2006 Fenton D3/321
 D520,240 S 5/2006 Karl
 D539,543 S 4/2007 Wu
 D557,900 S 12/2007 Sijmons
 D572,577 S * 7/2008 Hatton D8/375
 D575,512 S 8/2008 Moon
 D575,957 S 9/2008 Scicluna et al.
 D576,407 S 9/2008 Moon
 D581,161 S 11/2008 Tong
 D582,678 S 12/2008 Rekuc et al.
 D590,595 S * 4/2009 Chu et al. D3/279
 D596,400 S * 7/2009 Chu et al. D3/318
 D619,365 S * 7/2010 Chu et al. D3/318
 D622,060 S * 8/2010 Scicluna et al. D3/279
 D639,555 S * 6/2011 Moon D3/279
 8,020,679 B2 9/2011 Wu

* cited by examiner

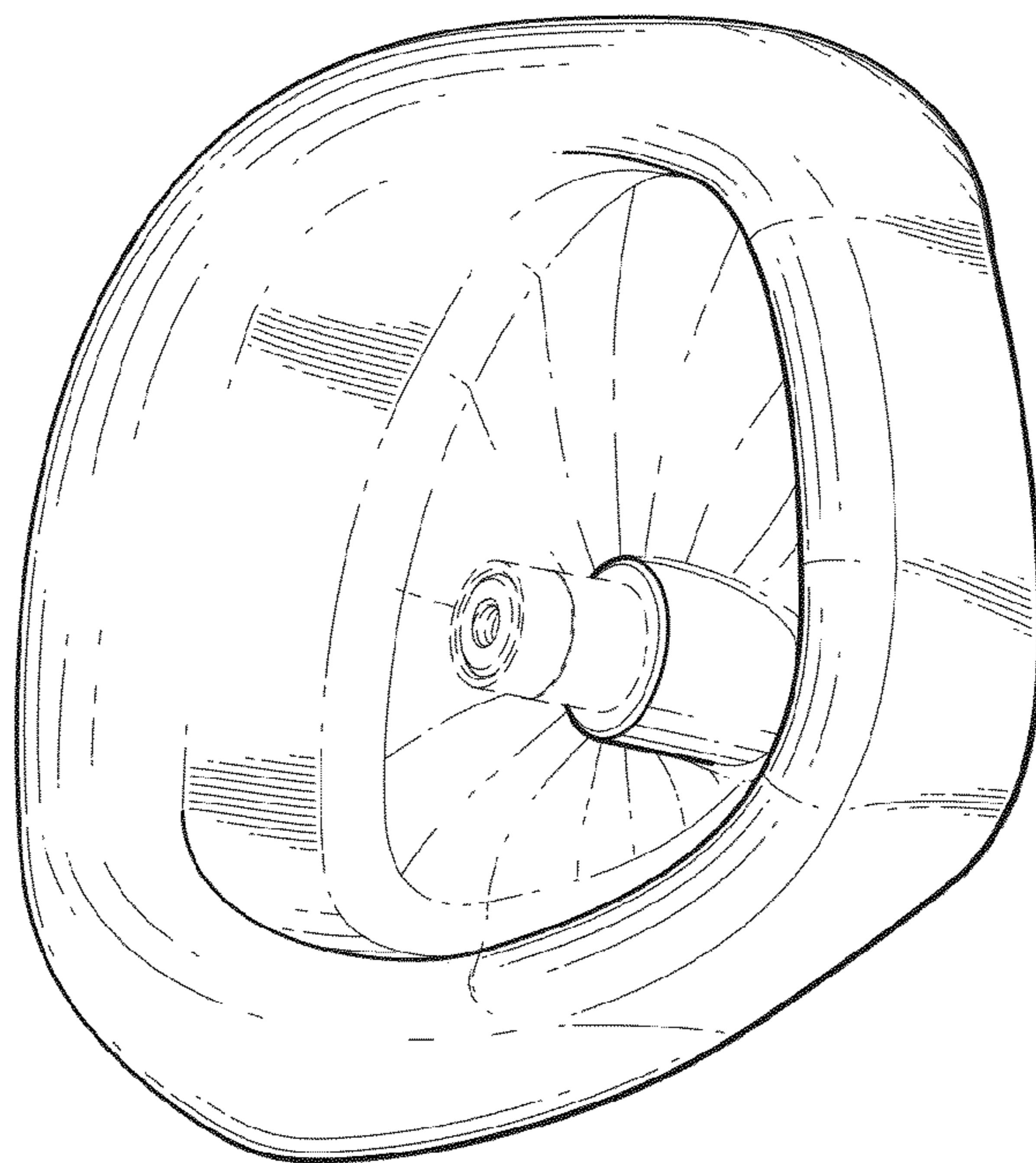


FIG. 1

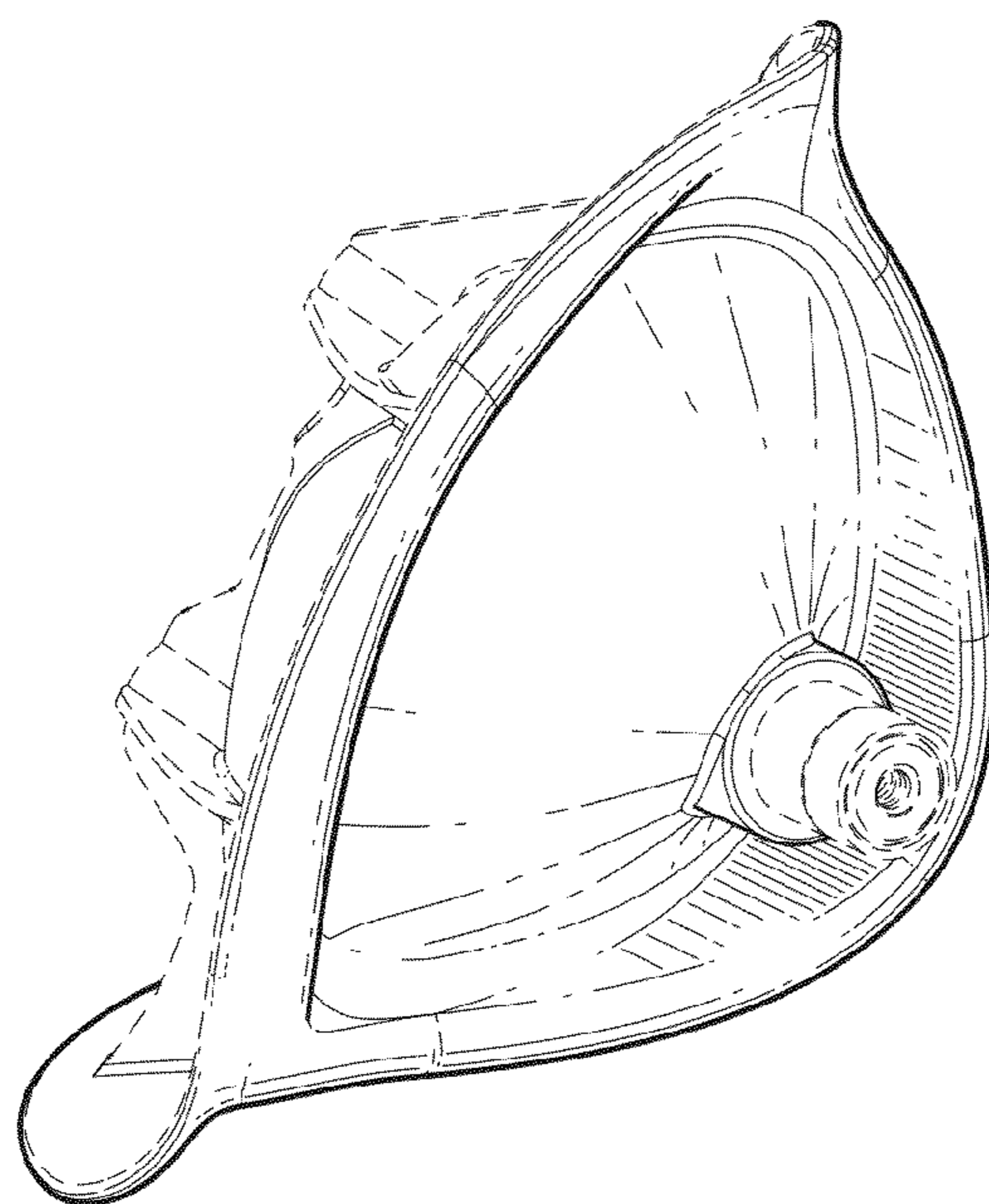


FIG. 2

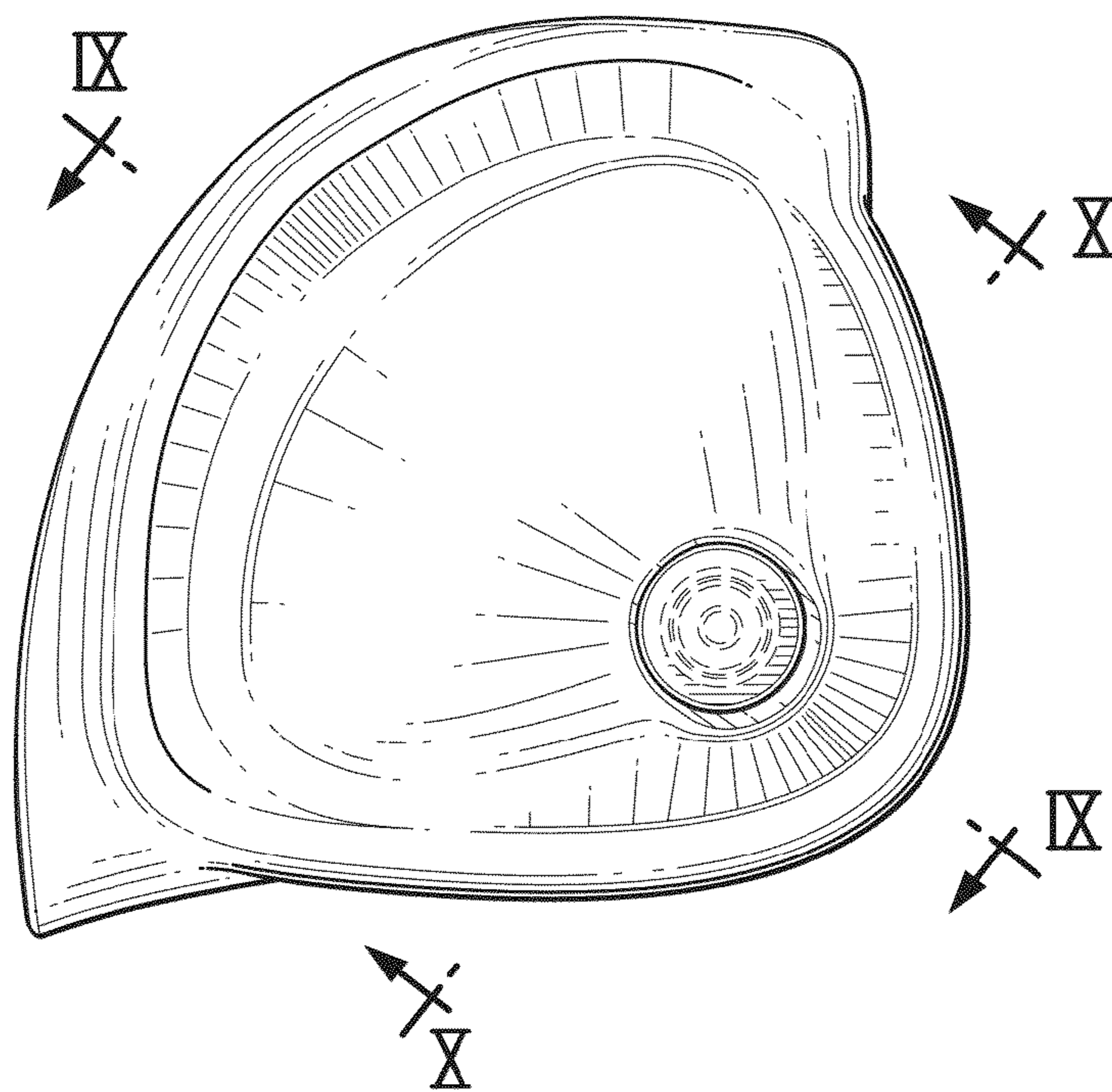


FIG. 3

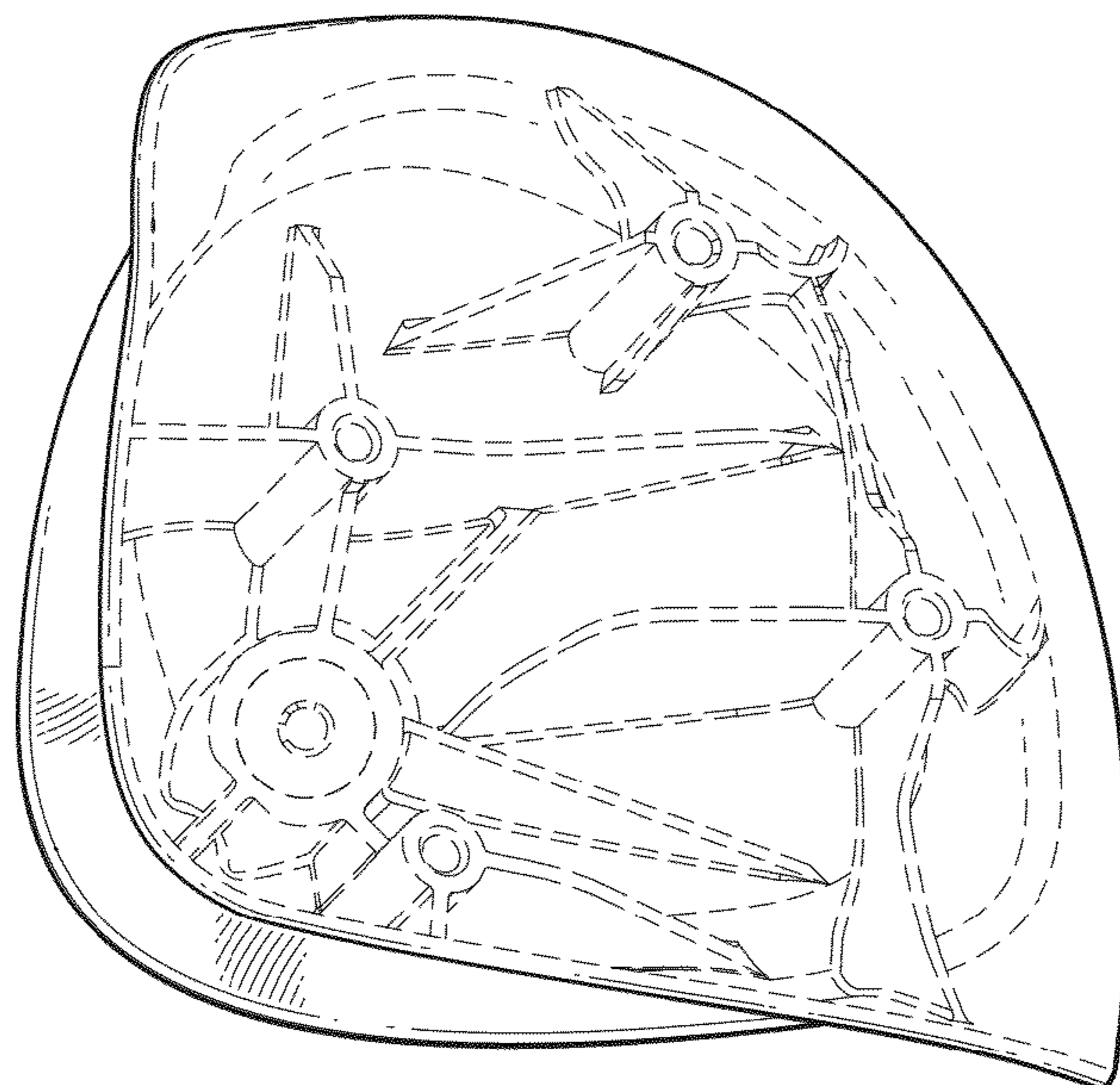


FIG. 4

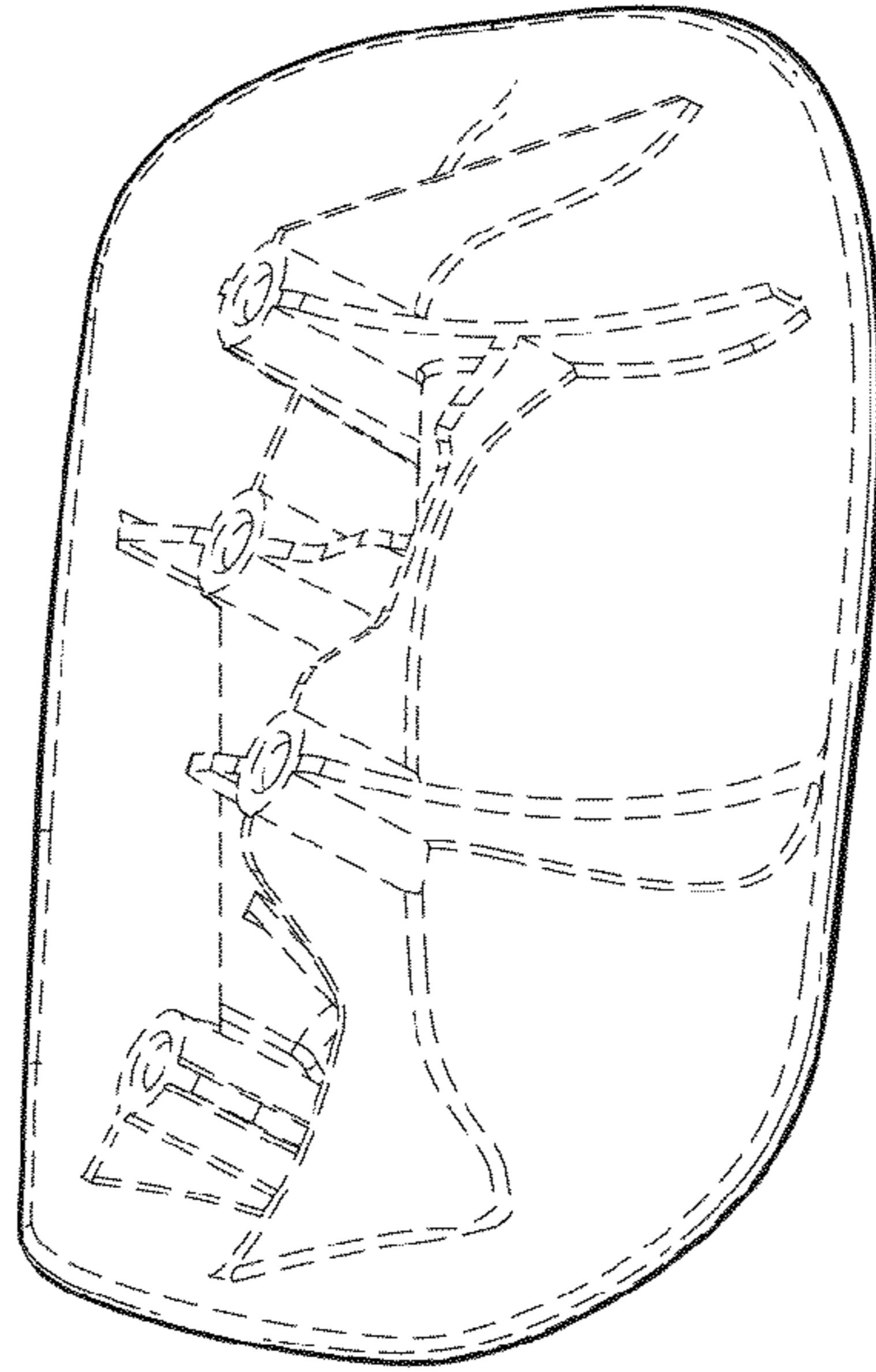


FIG. 5

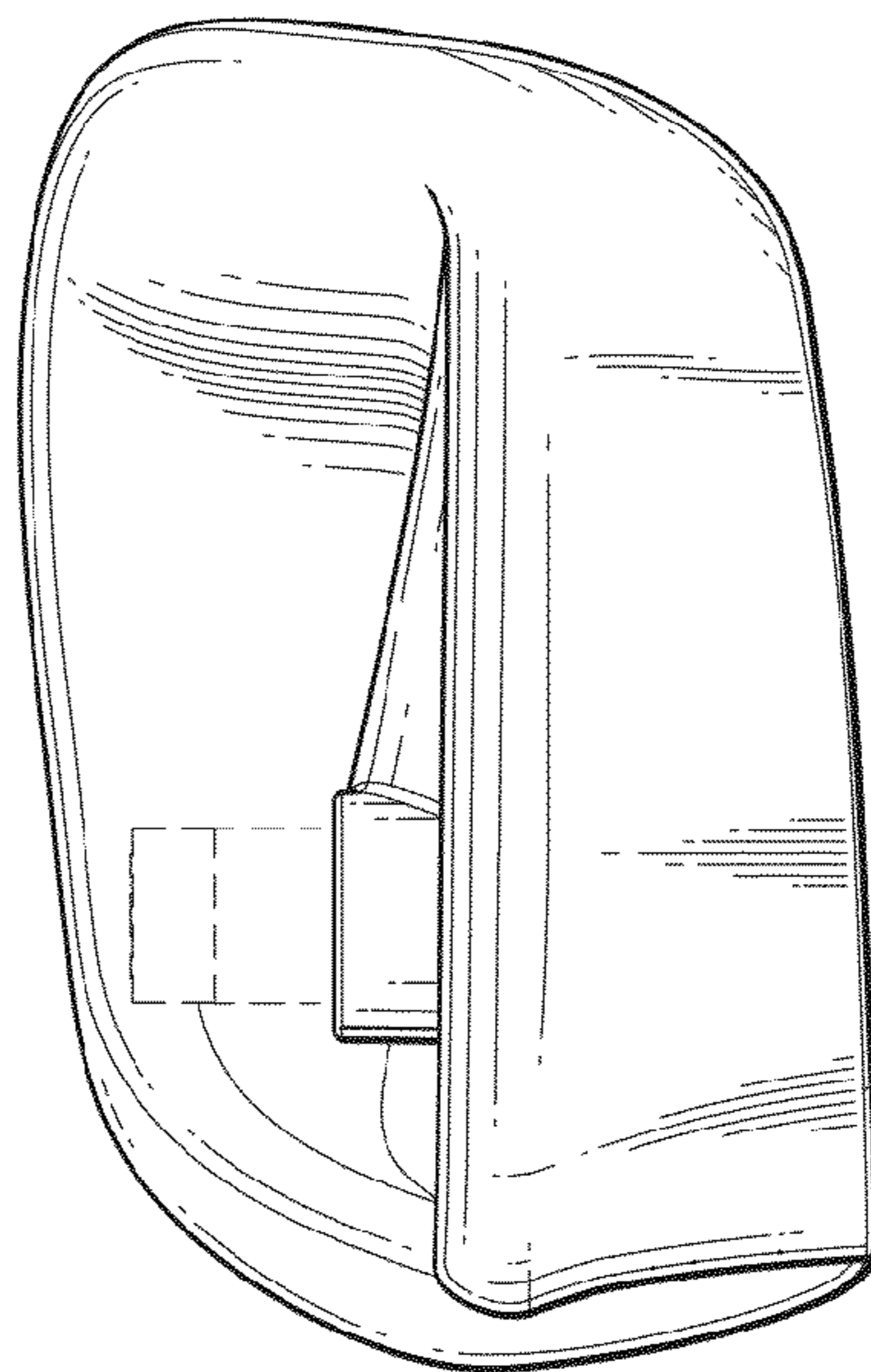


FIG. 6

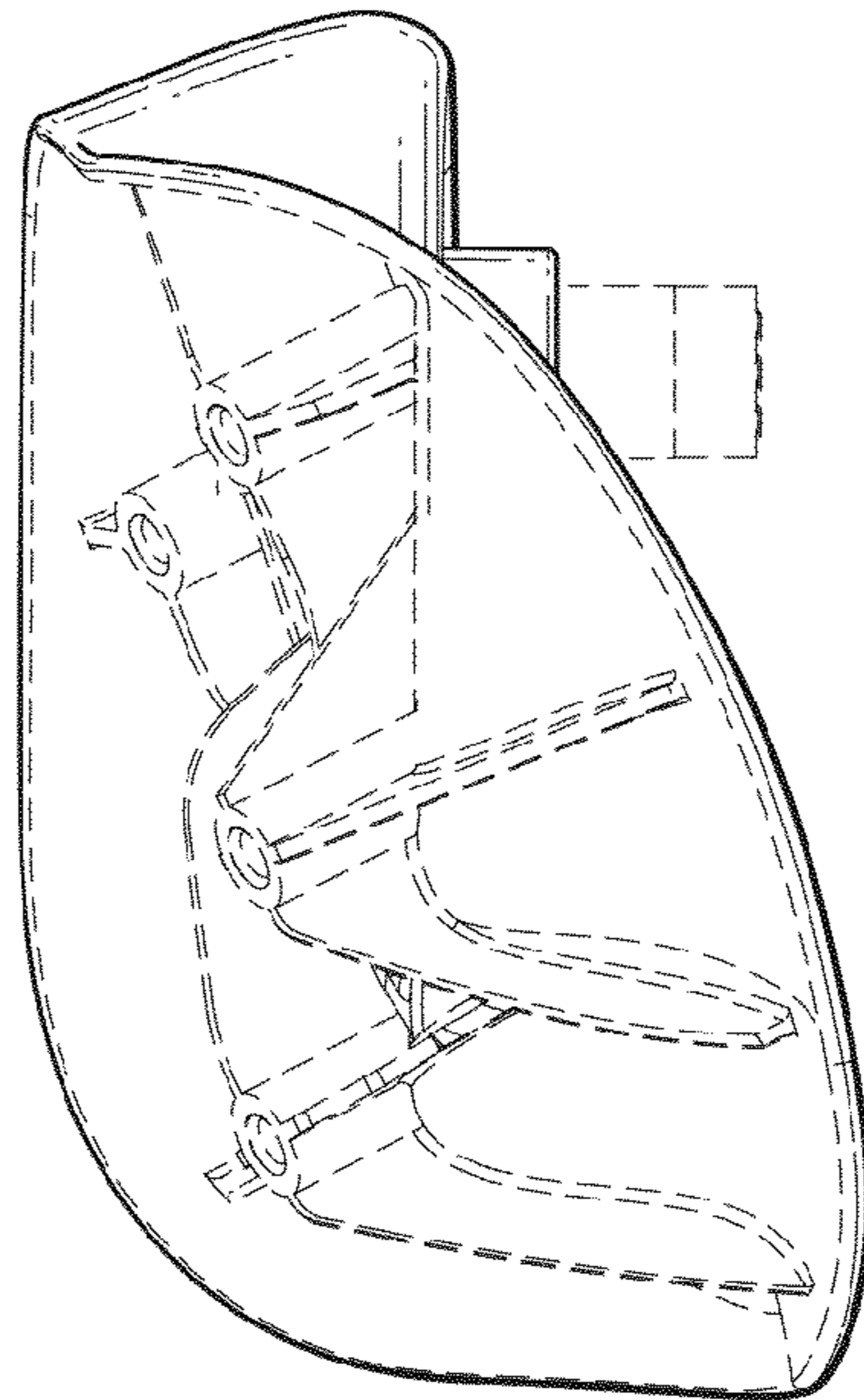


FIG. 7

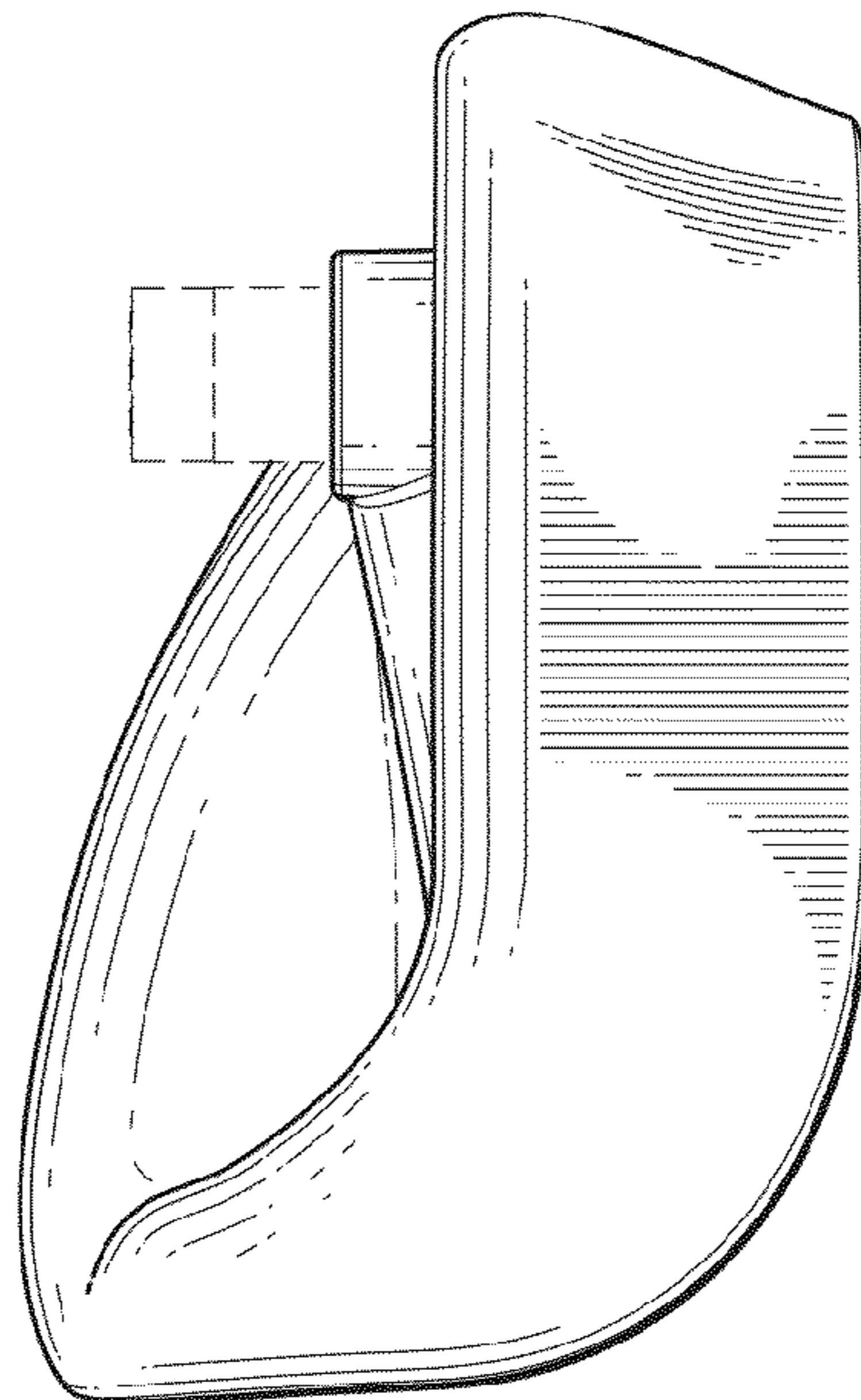


FIG. 8

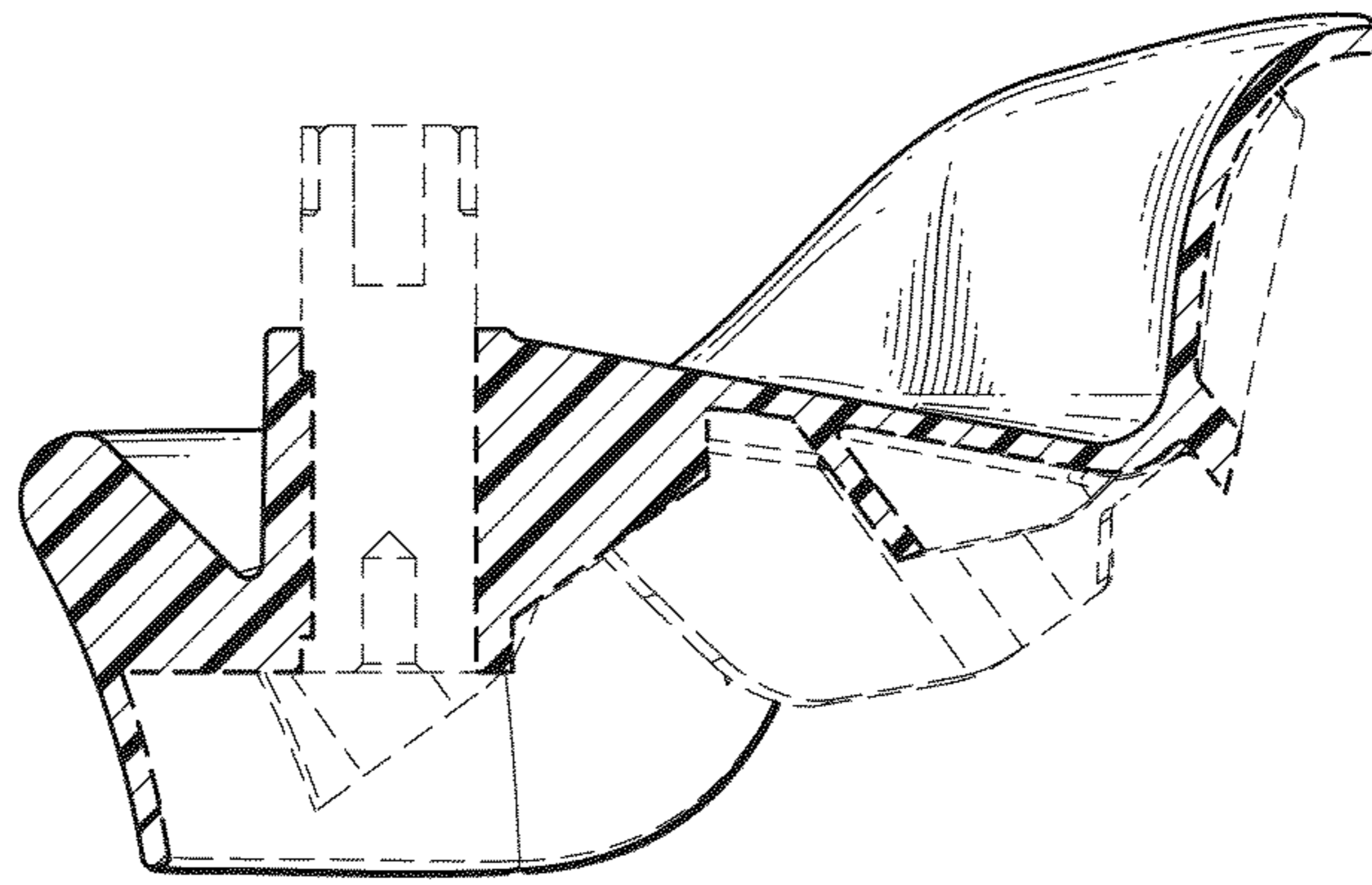


FIG. 9




FIG. 10