



US00D710585S

(12) **United States Design Patent**  
**Ho et al.**

(10) **Patent No.:** **US D710,585 S**

(45) **Date of Patent:** **\*\* Aug. 12, 2014**

(54) **SHOE UPPER**

(71) Applicant: **NIKE, Inc.**, Beaverton, OR (US)

(72) Inventors: **Fanny Yung Ho**, Portland, OR (US);  
**Sebastien Mermet**, Creteil (FR)

(73) Assignee: **NIKE, Inc.**, Beaverton, OR (US)

(\*\*) Term: **14 Years**

(21) Appl. No.: **29/475,078**

(22) Filed: **Nov. 27, 2013**

(51) **LOC (10) Cl.** ..... **02-99**

(52) **U.S. Cl.**  
USPC ..... **D2/972**

(58) **Field of Classification Search**  
USPC ..... D2/902, 903, 906-908, 944, 969,  
D2/972-974, 978; 36/45, 50.1, 77 M, 77 R,  
36/83, 88, 113, 114, 126-131, 8.1  
See application file for complete search history.

(56) **References Cited**

**U.S. PATENT DOCUMENTS**

1,746,478	A	*	2/1930	Howland	.....	36/8.1
D385,405	S	*	10/1997	Lozano	.....	D2/972
D385,998	S	*	11/1997	Clegg	.....	D2/975
D407,548	S	*	4/1999	Holmes	.....	D2/972
D467,412	S		12/2002	Morris		
D499,876	S	*	12/2004	Lozano	.....	D2/972
D504,562	S	*	5/2005	Kuerbis	.....	D2/972
D553,344	S	*	10/2007	McGrath	.....	D2/972
D667,211	S		9/2012	Shaffer		
D667,626	S		9/2012	Shaffer		
D668,031	S		10/2012	Shaffer		

D668,033	S	10/2012	Shaffer		
D668,034	S	10/2012	Shaffer		
D671,730	S	12/2012	Shaffer		
D672,130	S	12/2012	Shaffer		
D672,131	S	12/2012	Shaffer		
D672,132	S	12/2012	Shaffer		
D676,228	S	2/2013	Avar et al.		
D688,860	S	9/2013	Hrsak		
D688,861	S	9/2013	Hrsak		
D693,102	S	* 11/2013	Hoffer	.....	D2/969
D696,853	S	1/2014	Martin		

**OTHER PUBLICATIONS**

Nike Footwear Catalog, 2003 Spring: Men's and Women's Footwear, p. 39, published Jun. 2002, NIKE, Inc., USA.  
Nike Footwear Catalog, 2013 Spring: Sportswear Lab Footwear Flyer, p. 5, published May 2012, NIKE, Inc., USA.

\* cited by examiner

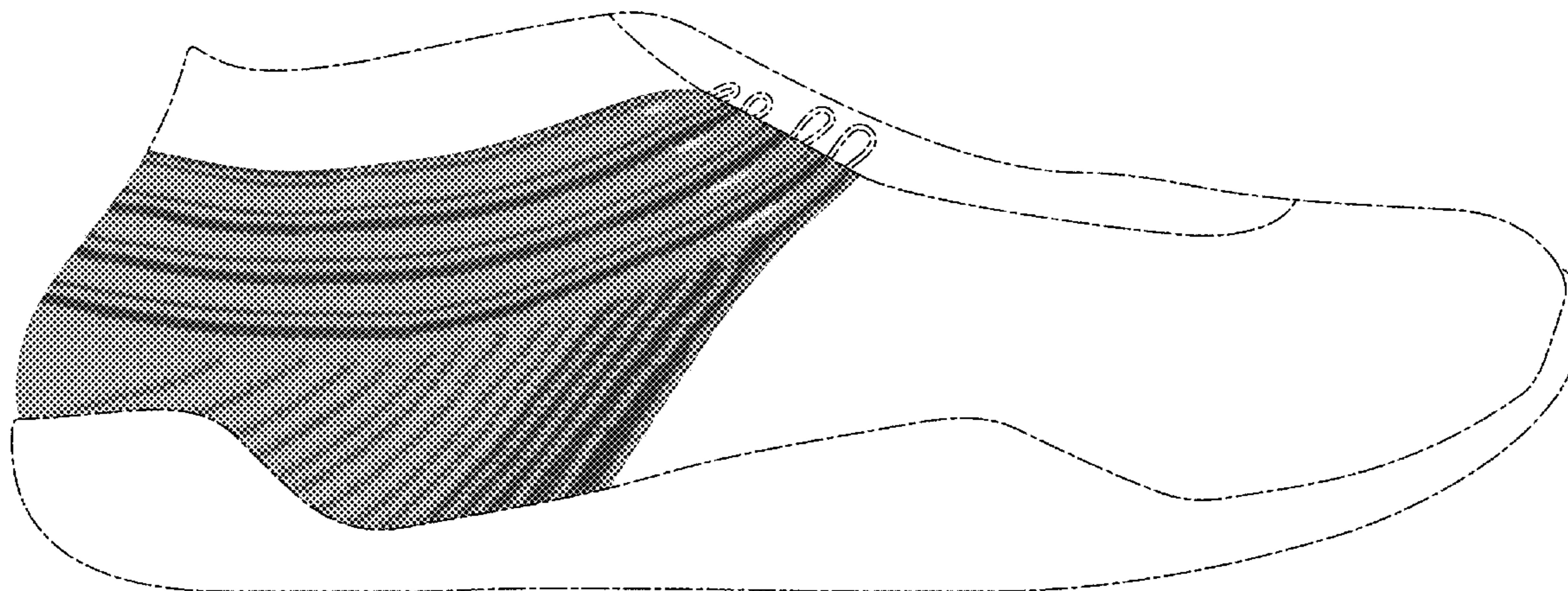
*Primary Examiner* — Dominic Simone  
(74) *Attorney, Agent, or Firm* — Banner & Witcoff, Ltd.

(57) **CLAIM**  
The ornamental design for a shoe upper, as shown and described.

**DESCRIPTION**

FIG. 1 is a front perspective view of a shoe upper showing our new design;  
FIG. 2 is a side view thereof; and,  
FIG. 3 is a rear perspective view thereof.  
The photographic area is claimed. The broken lines showing the remainder of the shoe are for environmental purposes only and form no part of the claimed design.

**1 Claim, 3 Drawing Sheets**



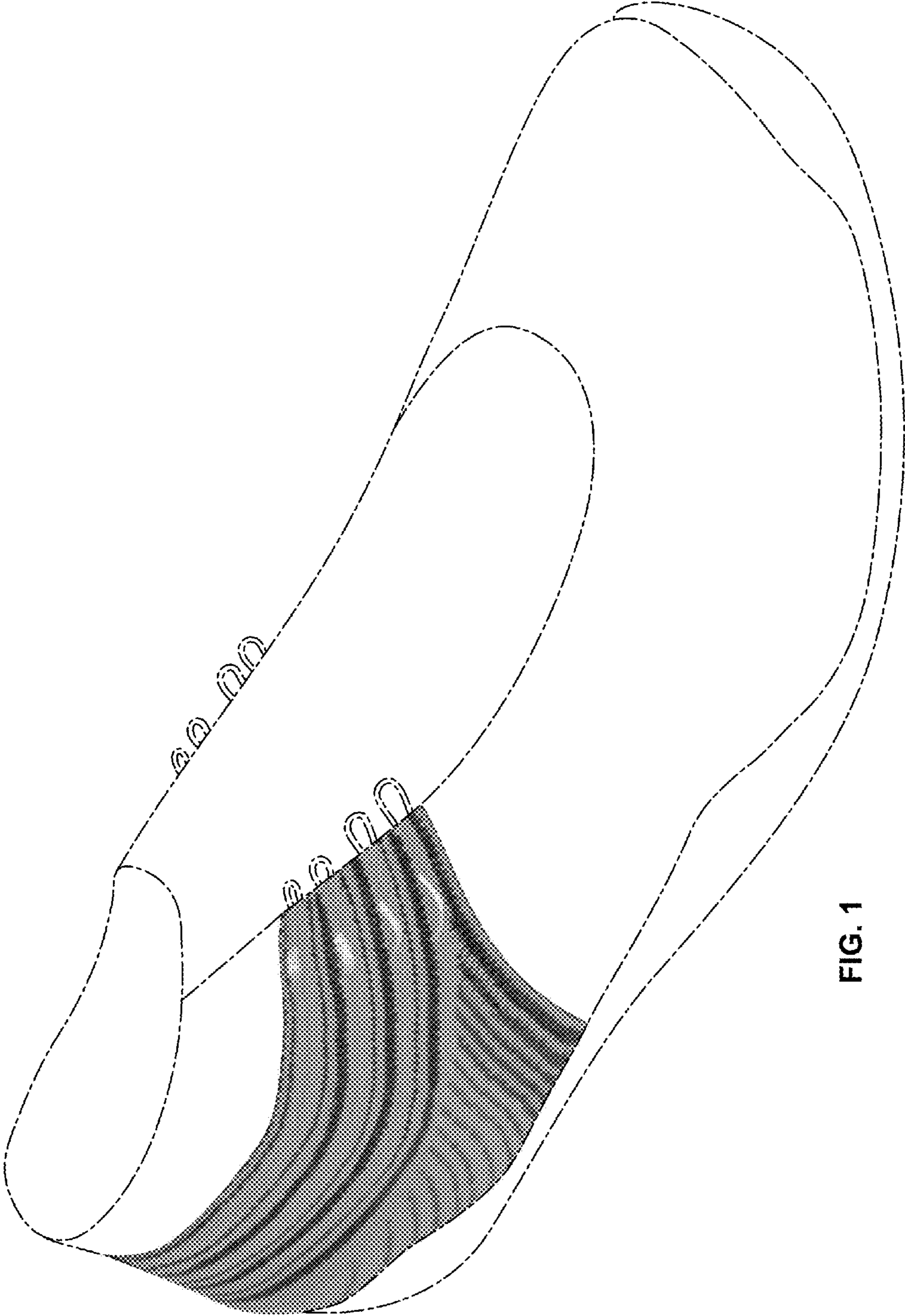


FIG. 1



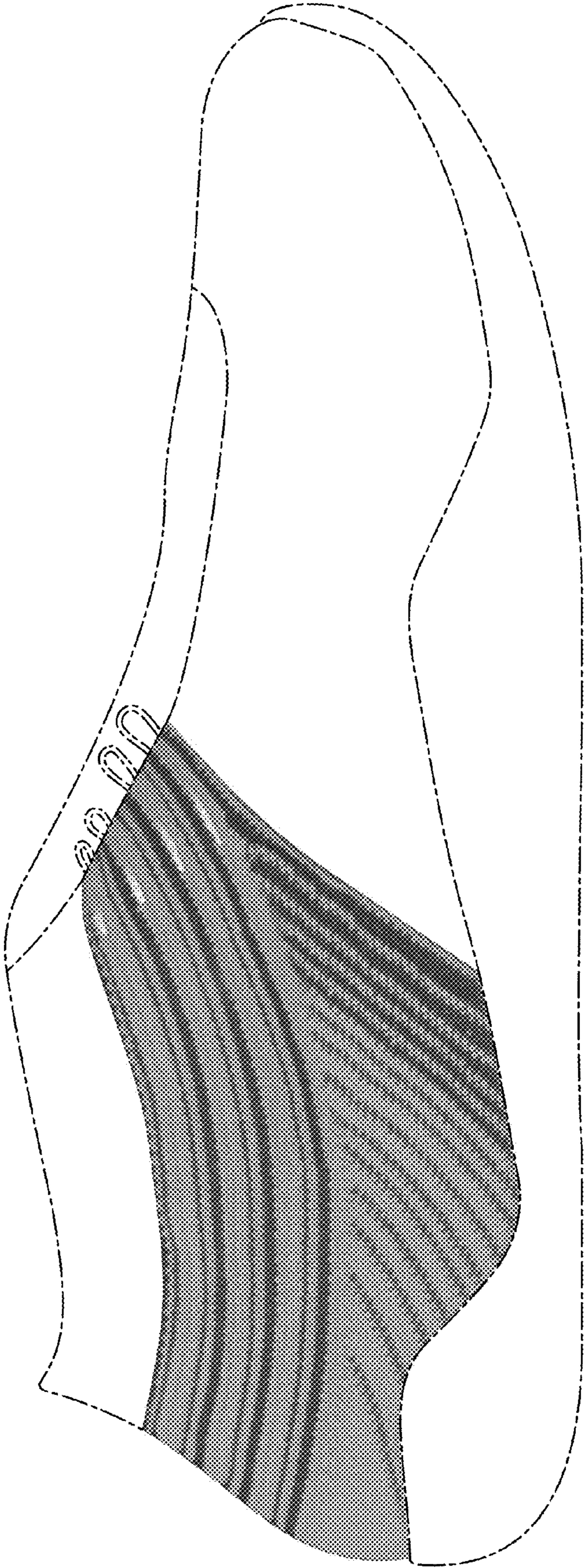


FIG. 2

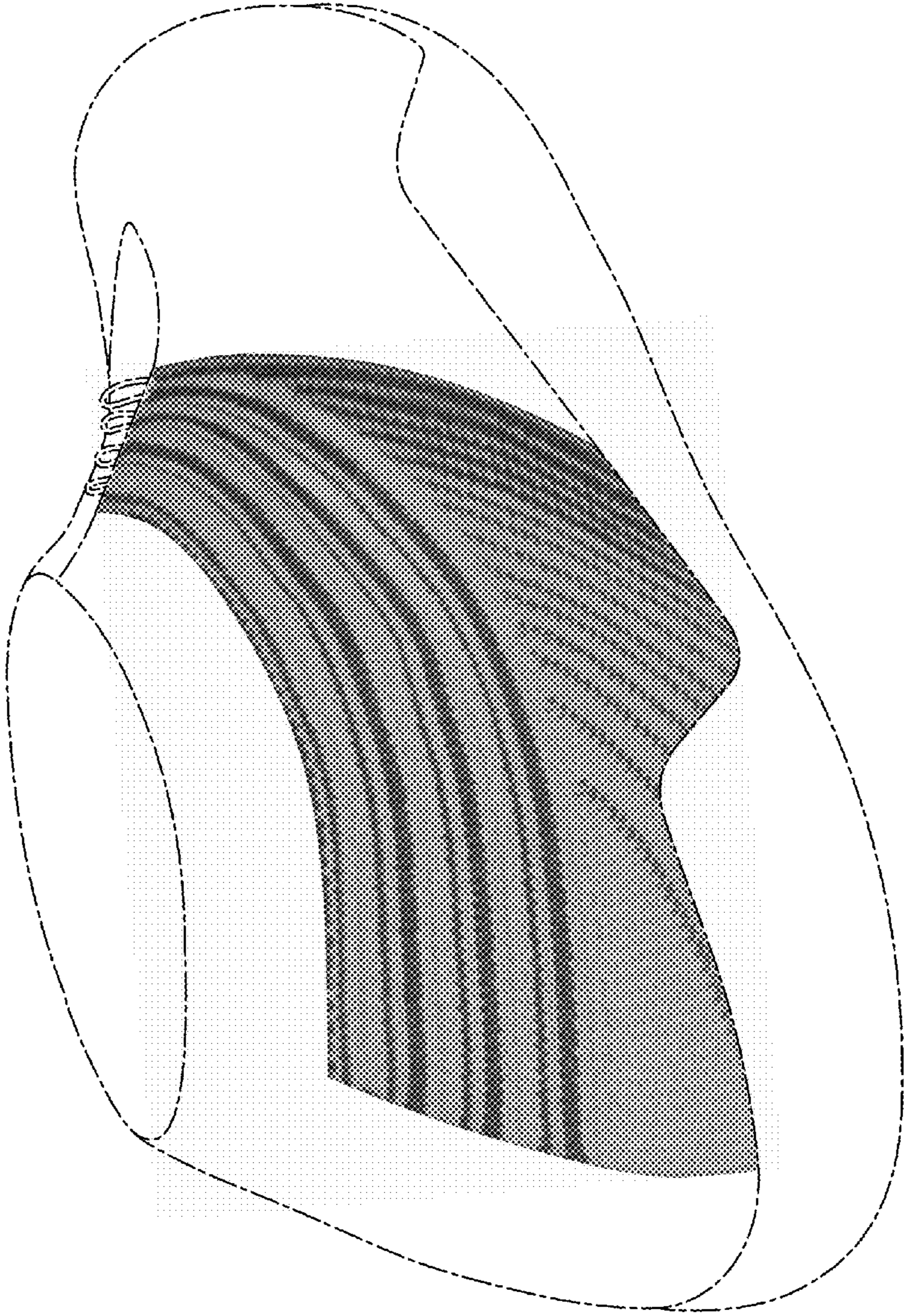


FIG. 3