



US00D710580S

(12) **United States Design Patent**
Della Valle et al.

(10) **Patent No.:** **US D710,580 S**

(45) **Date of Patent:** **** Aug. 12, 2014**

(54) **SHOE SOLE**

(75) Inventors: **Diego Della Valle**, Sant'Elpidio a Mare (IT); **Daniele Michetti**, Sant'Elpidio a Mare (IT)

(73) Assignee: **Tod's S.p.A.**, Sant'Elpidio a Mare (Fermo) (IT)

(**) Term: **14 Years**

(21) Appl. No.: **29/408,022**

(22) Filed: **Dec. 6, 2011**

(30) **Foreign Application Priority Data**

Jun. 10, 2011 (EM) 001876269

(51) **LOC (10) Cl.** **02-04**

(52) **U.S. Cl.**
USPC **D2/954**; D2/950; D2/951; D2/953;
D2/960

(58) **Field of Classification Search**
USPC D2/902, 906, 908, 916, 918, 925,
D2/946-962, 977; 36/3 B, 22 R, 24.5, 25 R,
36/28, 32 R, 34 R, 59 C, 67 A, 103
See application file for complete search history.

(56) **References Cited**

U.S. PATENT DOCUMENTS

393,563 A	11/1888	Howard
D82,860 S	12/1930	Troy
D92,670 S	7/1934	Murray
1,981,300 A	11/1934	Berg et al.
D100,258 S	7/1936	Cohan
D102,343 S	12/1936	Stein
D102,345 S	12/1936	Stein
D103,180 S	2/1937	McCain
2,074,331 A	3/1937	Haider et al.
2,090,881 A	8/1937	Wilson et al.

D131,570 S	3/1942	Vivier	
D153,059 S	3/1949	Conaway	
D153,613 S	5/1949	Litvack	
D158,389 S	5/1950	Lakow	
2,553,616 A	5/1951	Walls et al.	
D206,222 S	11/1966	Mostile	
3,589,037 A	6/1971	Gallagher	
D252,837 S	9/1979	Cole	
D255,843 S *	7/1980	Goldman D2/950
4,345,387 A	8/1982	Daswick	
D266,798 S	11/1982	Famolare, Jr.	
D275,144 S	8/1984	Radford	
D306,793 S	3/1990	Schwartz	
D327,362 S	6/1992	Hatfield	
D365,673 S	1/1996	Bradway	
D387,192 S	12/1997	Srourian et al.	
5,765,295 A *	6/1998	Srourian et al. 36/24.5
6,023,858 A *	2/2000	Srourian 36/42
D437,676 S	2/2001	Ferrer	
D442,767 S	5/2001	Della Valle	

(Continued)

Primary Examiner — T. Chase Nelson

(74) *Attorney, Agent, or Firm* — Knobbe, Martens, Olson & Bear LLP

(57) **CLAIM**

The ornamental design for the shoe sole, as shown and described.

DESCRIPTION

FIG. 1 is a front elevational view of a shoe sole showing the new design.

FIG. 2 is a rear elevational view thereof.

FIG. 3 is a right side elevational view thereof.

FIG. 4 is a left side elevational view thereof.

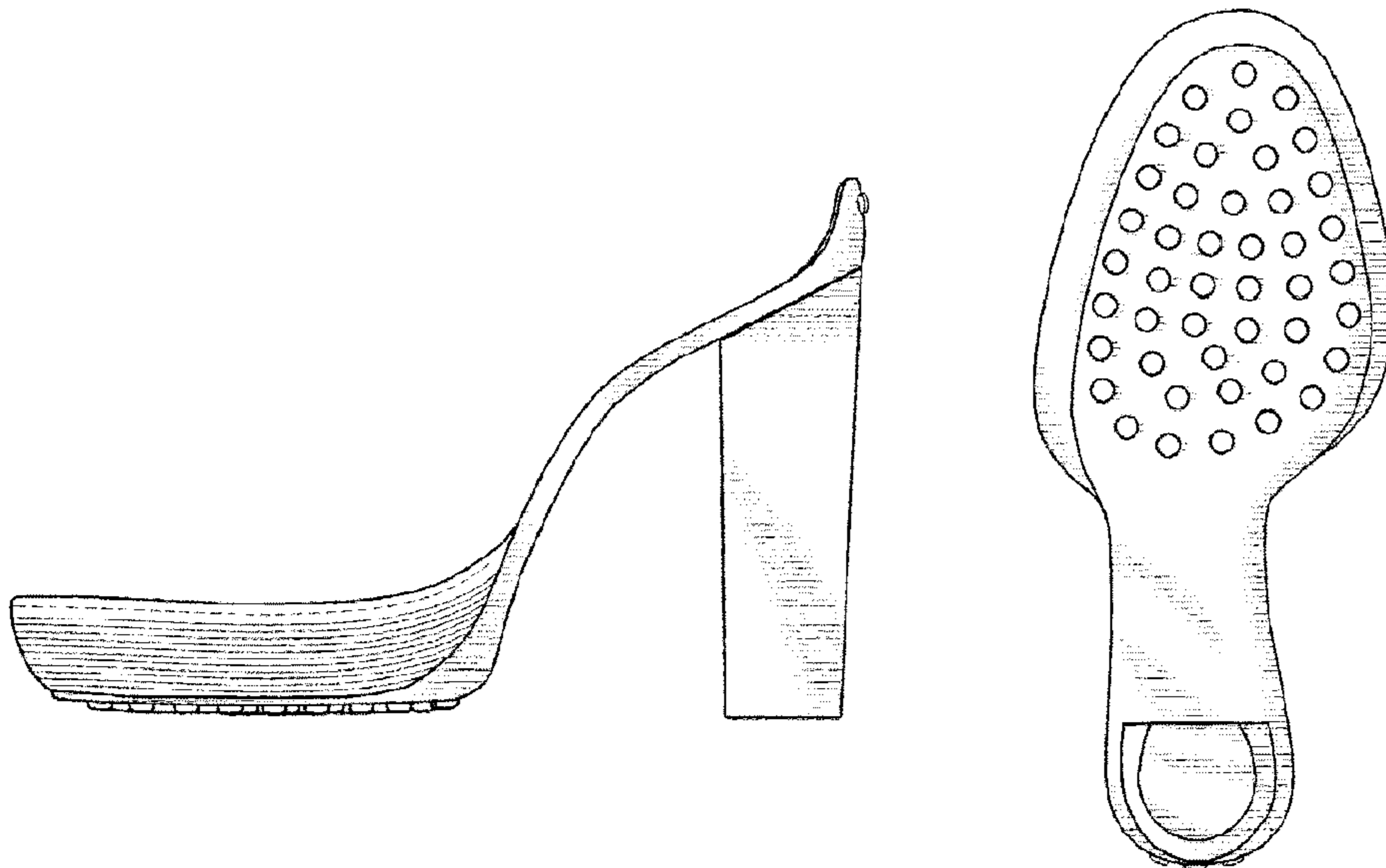
FIG. 5 is a top plan view thereof.

FIG. 6 is a bottom plan view thereof; and,

FIG. 7 is a perspective view thereof.

The dashed lines seen in the drawings depict a representation of a stitching line.

1 Claim, 4 Drawing Sheets



(56)

References Cited

U.S. PATENT DOCUMENTS

D444,620 S	7/2001	Della Valle	
D444,635 S	7/2001	Noll	
D448,544 S	10/2001	Della Valle	
D461,295 S *	8/2002	Pollastrelli	D2/953
D467,061 S	12/2002	Della Valle	
D471,695 S	3/2003	Valle	
D485,973 S	2/2004	Adams	
D487,837 S	3/2004	McClaskie	
D487,838 S	3/2004	McClaskie	
D490,223 S	5/2004	McClaskie	
D500,190 S	12/2004	Della Valle	
D513,836 S	1/2006	Magro et al.	
D527,513 S	9/2006	Della Valle	
D529,698 S	10/2006	Hikade et al.	
D534,332 S	1/2007	McClaskie	
D538,518 S	3/2007	Della Valle	
D543,015 S	5/2007	Della Valle	
7,213,352 B2	5/2007	Tse	
D559,510 S	1/2008	McClaskie	
D560,053 S	1/2008	McClaskie	
D560,332 S	1/2008	Della Valle	
D560,334 S	1/2008	Della Valle	
D560,888 S	2/2008	Della Valle	
D563,084 S	3/2008	Della Valle	
D566,934 S	4/2008	Della Valle	
D567,482 S	4/2008	Hoyt	
D585,190 S	1/2009	Choi	
D593,735 S	6/2009	Lam et al.	
D594,637 S	6/2009	Van Hulle	
D595,034 S *	6/2009	Van Hulle	D2/925
D595,492 S	7/2009	Mayden	
D599,091 S *	9/2009	Della Valle et al.	D2/954
D599,993 S *	9/2009	Issler	D2/954
D608,996 S *	2/2010	McClaskie	D2/952
D610,330 S	2/2010	Choi	
D613,483 S *	4/2010	Della Valle	D2/923
D625,499 S	10/2010	Della Valle et al.	
D629,185 S *	12/2010	Vico et al.	D2/908
D637,799 S *	5/2011	Della Valle et al.	D2/908
D643,189 S	8/2011	Teteriatnikov	
D644,825 S	9/2011	Kotoyan	
D648,931 S	11/2011	Weitzman	
D656,719 S	4/2012	Morris	
D659,355 S *	5/2012	Della Valle et al.	D2/950
D661,073 S	6/2012	Della Valle et al.	
D668,846 S	10/2012	Wang et al.	
D671,303 S *	11/2012	McClaskie	D2/952
D672,541 S *	12/2012	Lagerfeld	D2/950
D681,320 S	5/2013	Della Valle et al.	
D693,547 S	11/2013	Della Valle et al.	
2007/0193064 A1	8/2007	Xu	
2011/0047833 A1 *	3/2011	Tai	36/30 R

* cited by examiner

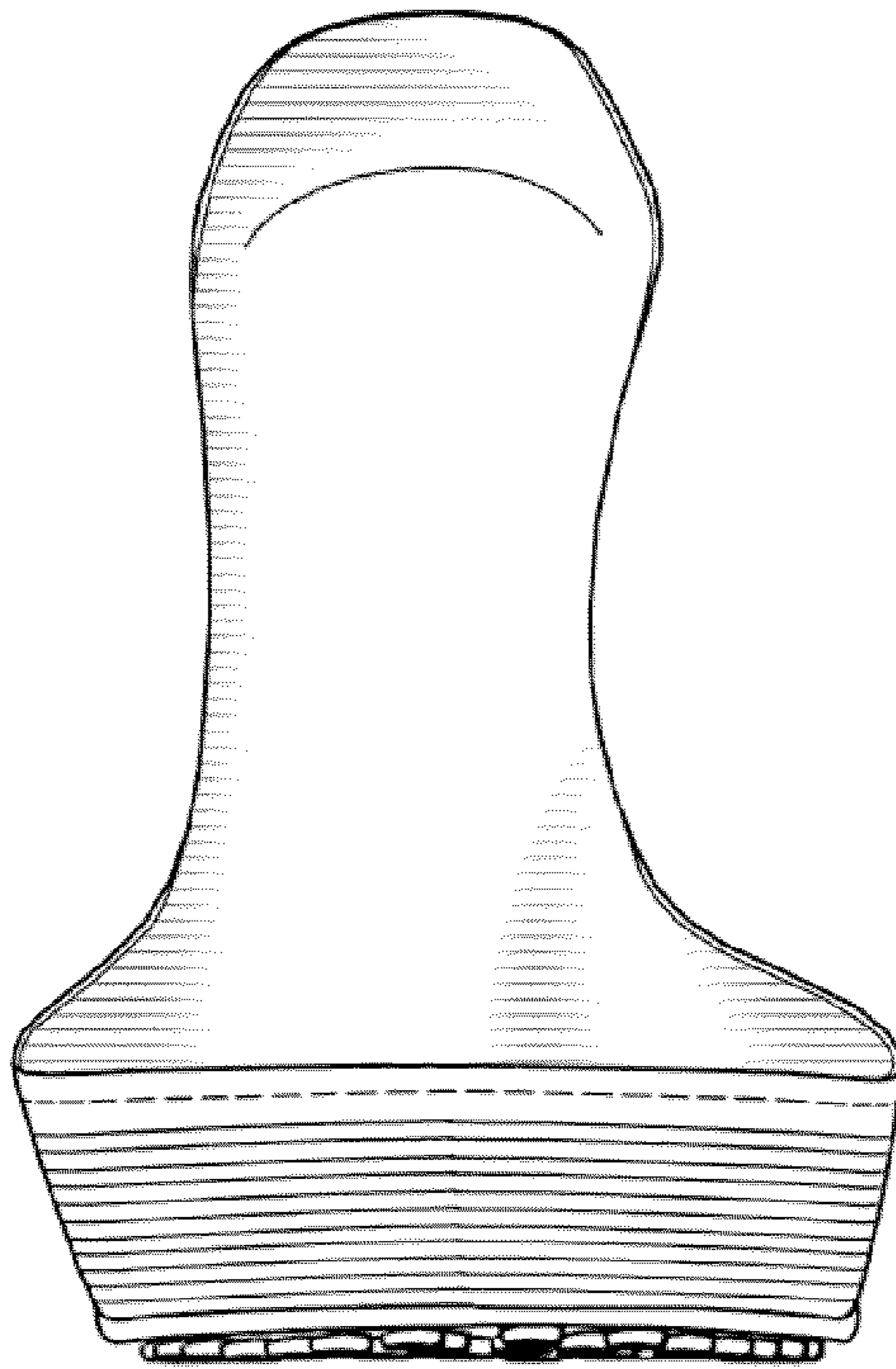


FIG. 1

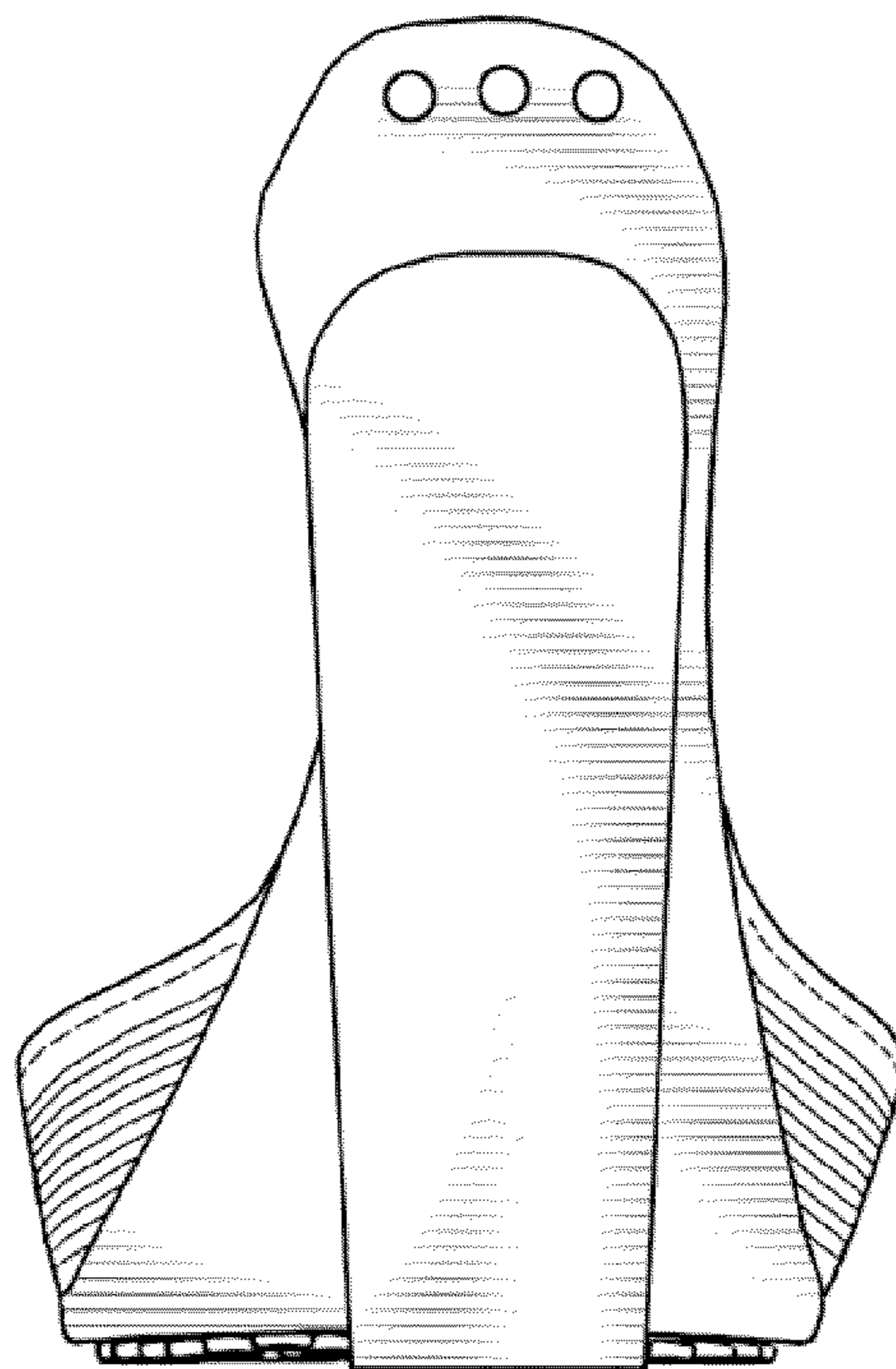


FIG. 2

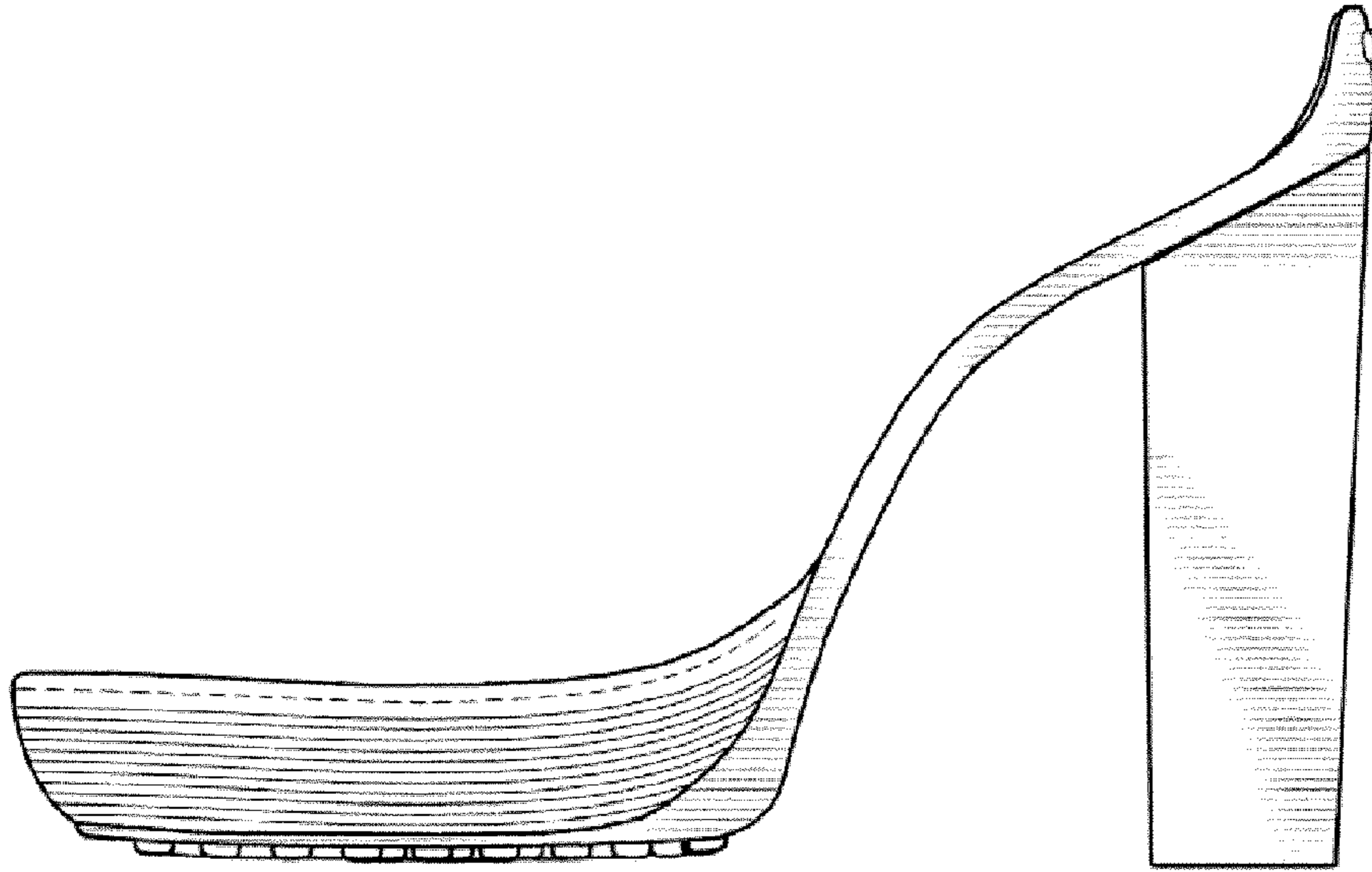


FIG. 3

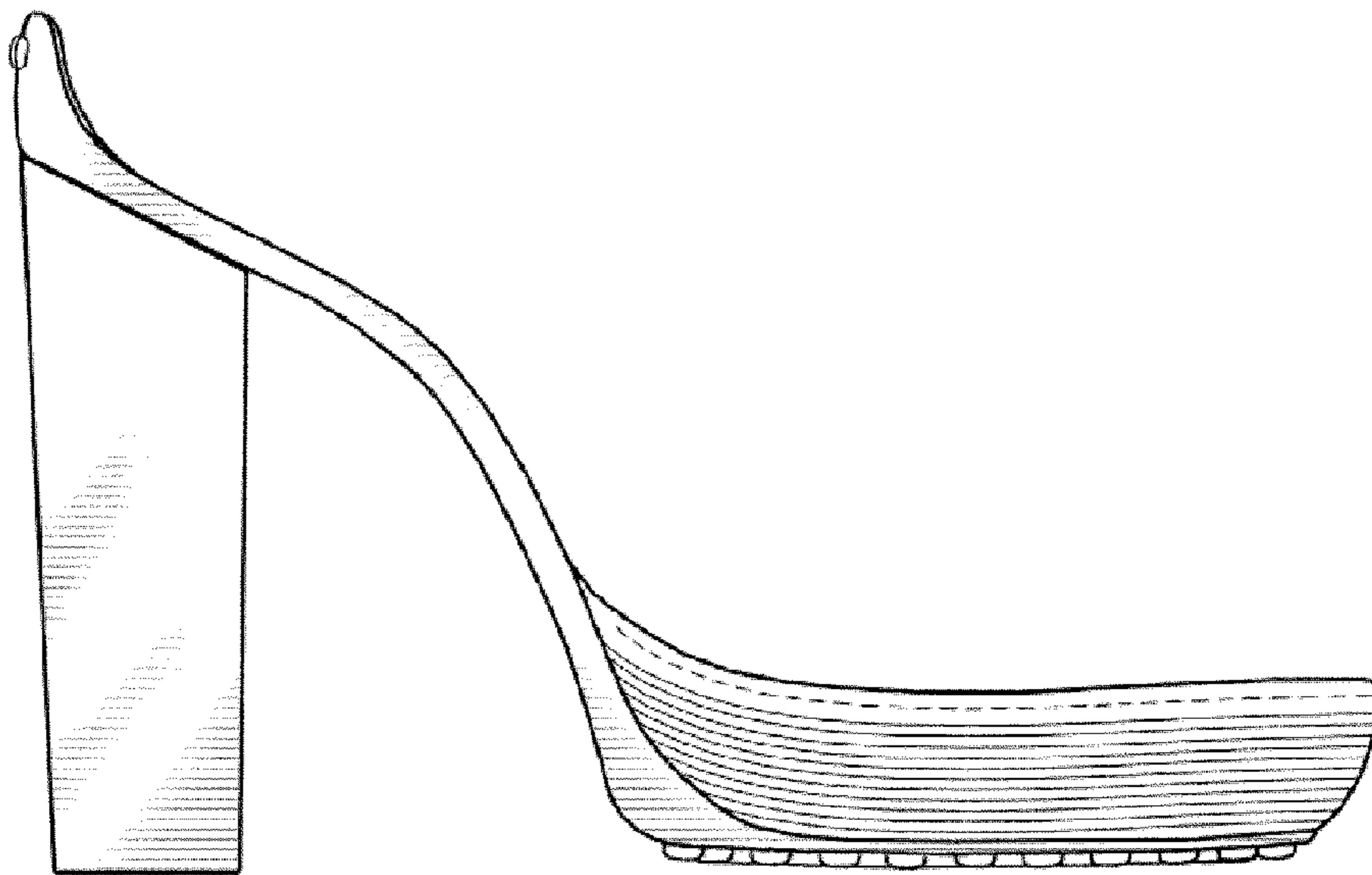


FIG. 4

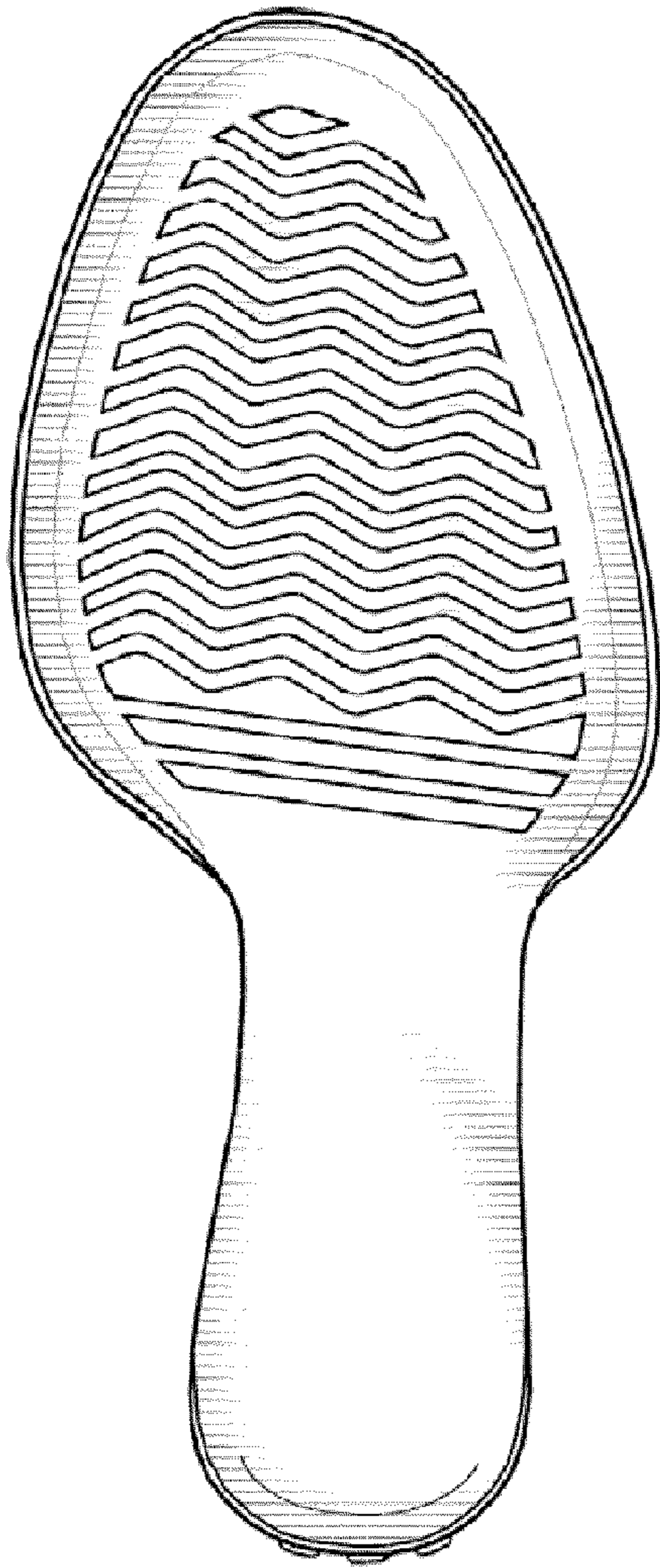


FIG. 5

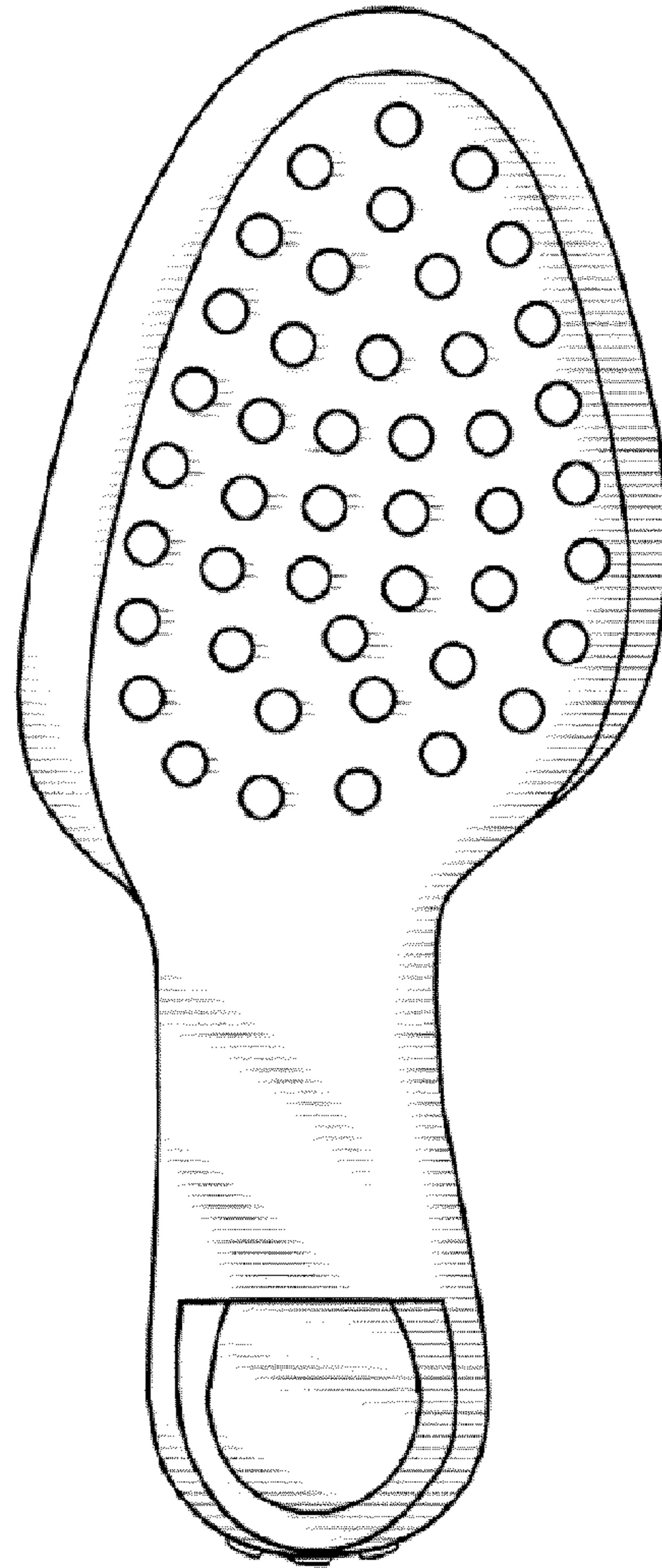


FIG. 6



FIG. 7