



US00D710572S

(12) **United States Design Patent**
Hunt et al.

(10) **Patent No.:** **US D710,572 S**
(45) **Date of Patent:** **** Aug. 12, 2014**

- (54) **CAPE**
- (71) Applicants: **Joseph D. Hunt**, Eureka, MO (US);
Denise A. Bacott, Eureka, MO (US)
- (72) Inventors: **Joseph D. Hunt**, Eureka, MO (US);
Denise A. Bacott, Eureka, MO (US)
- (**) Term: **14 Years**
- (21) Appl. No.: **29/433,525**
- (22) Filed: **Oct. 1, 2012**
- (51) **LOC (10) Cl.** **02-02**
- (52) **U.S. Cl.**
USPC **D2/823**
- (58) **Field of Classification Search**
USPC D2/724, 725, 728, 502, 700, 750, 756,
D2/726, 727, 718, 719, 720, 740, 739, 827,
D2/831, 830, 861, 862, 860, 864, 500, 731,
D2/863, 823-826, 602, 999; 2/1, 67, 69,
2/82, 88, 84, 102, 456, 74, 92, 48, 49.1,
2/49.2, 49.3, 50, 51, 46, 52, 455, 47,
2/49.4, 49.5, 114, 69.5, 80; D6/608, 602;
D24/500; D29/100, 101.3; 250/515,
250/516.1; D28/9
See application file for complete search history.

- (56) **References Cited**
U.S. PATENT DOCUMENTS
2,114,589 A * 4/1938 Breck 2/49.1
2,635,243 A * 4/1953 Eskey 2/49.2
3,067,428 A * 12/1962 Baker et al. 2/52
3,093,829 A * 6/1963 Maine 2/457
3,848,267 A * 11/1974 DeSpain 2/94
3,871,027 A * 3/1975 Orr 2/49.2
4,134,152 A * 1/1979 Pierre 2/51
4,301,544 A * 11/1981 Burton 2/49.5
4,604,758 A * 8/1986 Grasberger et al. 2/49.3
4,924,103 A * 5/1990 Stein et al. 250/516.1
D310,905 S * 10/1990 Marchione D2/864

D315,705	S	*	3/1991	Smith	D12/400
5,015,865	A	*	5/1991	Sayers	250/516.1
5,054,124	A	*	10/1991	Darvas	2/50
5,479,662	A	*	1/1996	Runco	2/104
5,864,878	A	*	2/1999	Mashrick	2/46
6,256,788	B1	*	7/2001	Loewer et al.	2/49.2
D482,499	S	*	11/2003	Garrido et al.	D29/100
D558,429	S	*	1/2008	O'Connor-Cowley	D2/861
D578,738	S	*	10/2008	Boyd, Sr.	D2/861
7,444,684	B1	*	11/2008	Medina	2/48
D603,143	S	*	11/2009	Walsh	D2/861
7,627,908	B1	*	12/2009	Pinckney, II	2/51
D627,952	S	*	11/2010	Bish	D2/860
D635,742	S	*	4/2011	Thompson	D2/861
D650,560	S	*	12/2011	Lupton-Wilkinson	D2/860
D662,283	S	*	6/2012	Gobble et al.	D2/829
D662,287	S	*	6/2012	Merritt	D2/861
2005/0241043	A1	*	11/2005	Willis	2/49.1
2009/0276934	A1	*	11/2009	Lindsay et al.	2/49.4

(Continued)

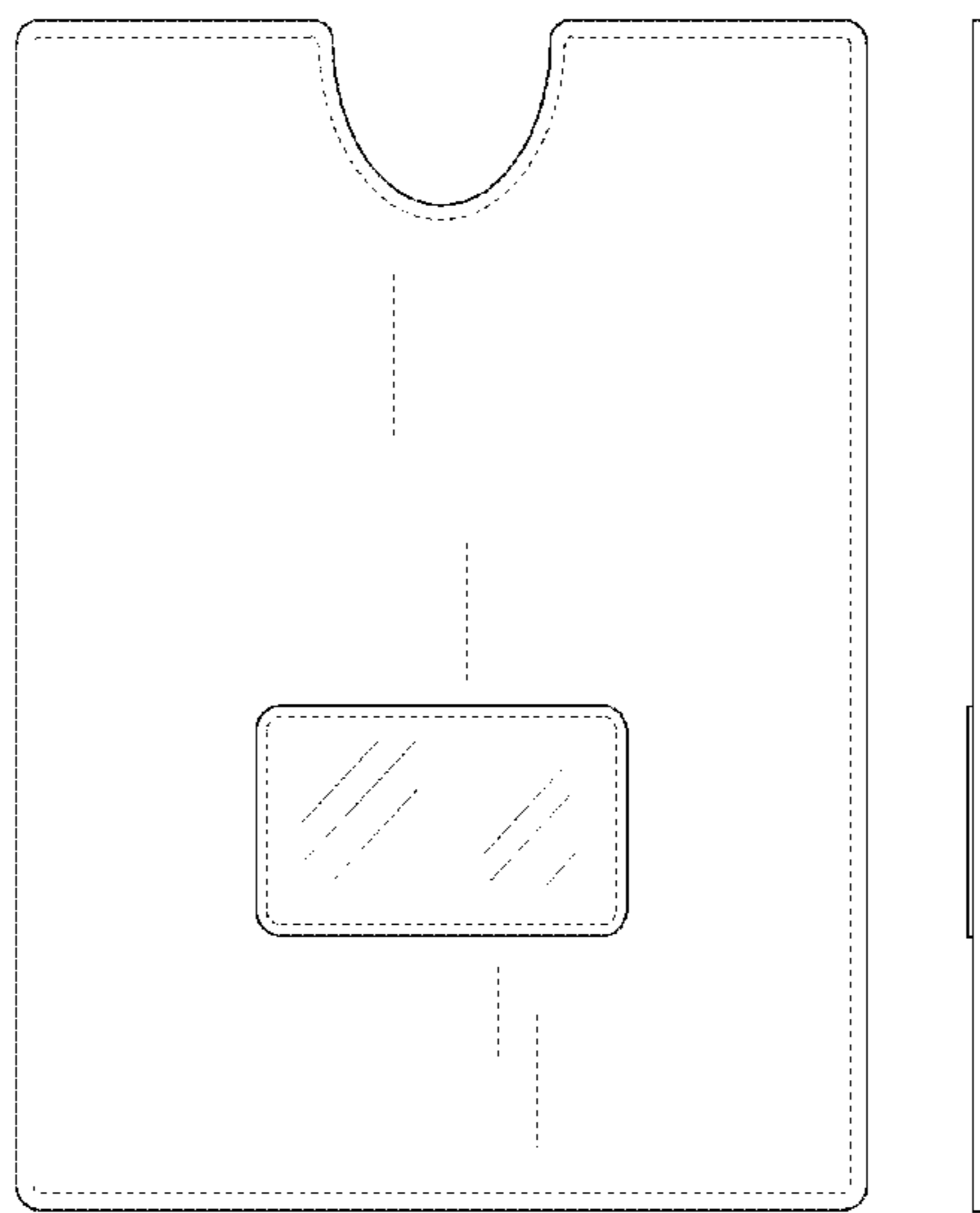
Primary Examiner — Ian Simmons
Assistant Examiner — Shannon Morgan
(74) *Attorney, Agent, or Firm* — Charles McCloskey

(57) **CLAIM**
The ornamental design for a cape, as shown and described.

DESCRIPTION

FIG. 1 is a front elevational view showing our new design of the cape thereof;
FIG. 2 is a rear elevational view thereof;
FIG. 3 is a left side elevational view thereof;
FIG. 4 is a right side elevational view thereof;
FIG. 5 is a top plan view thereof; and,
FIG. 6 is a bottom plan view thereof.
The long dash, short dash, short dash broken lines in FIG. 1 of the cape are for the purpose of illustrating environment and form no part of the claimed design.
The short dash, short dash broken lines in FIG. 2 of the cape are for the purpose of illustrating stitching and form part of the claimed design.

1 Claim, 4 Drawing Sheets



(56)

References Cited

U.S. PATENT DOCUMENTS

2010/0287677	A1*	11/2010	Alexander	2/50				
2010/0325767	A1*	12/2010	Crimi et al.	2/50				
2011/0289645	A1*	12/2011	Kahler-Huard	2/50				
2012/0185991	A1*	7/2012	Veytsman	2/50				
2013/0000627	A1*	1/2013	Bart	126/204				
2013/0086725	A1*	4/2013	Sabre	2/49.2				

* cited by examiner

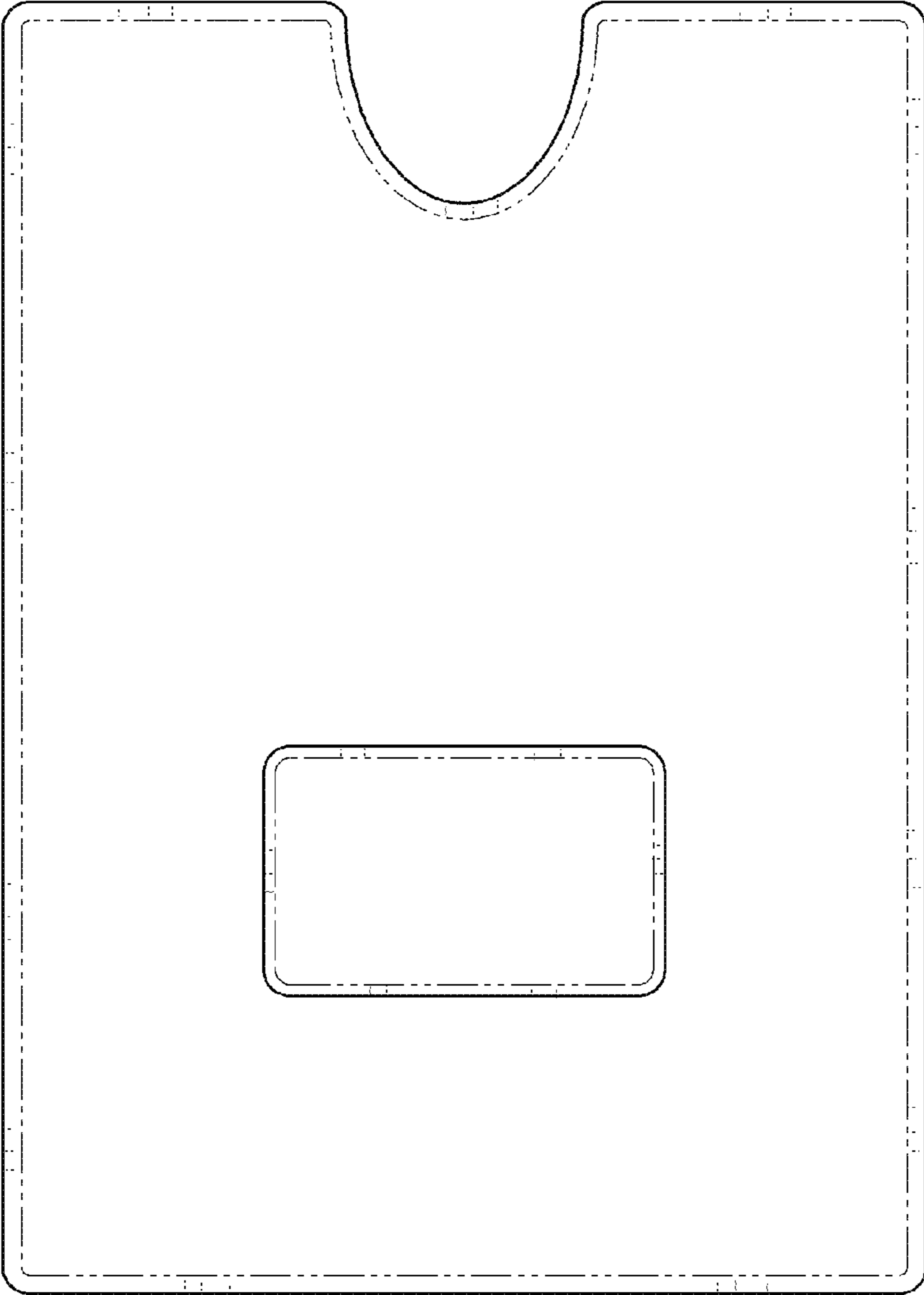


FIG. 1

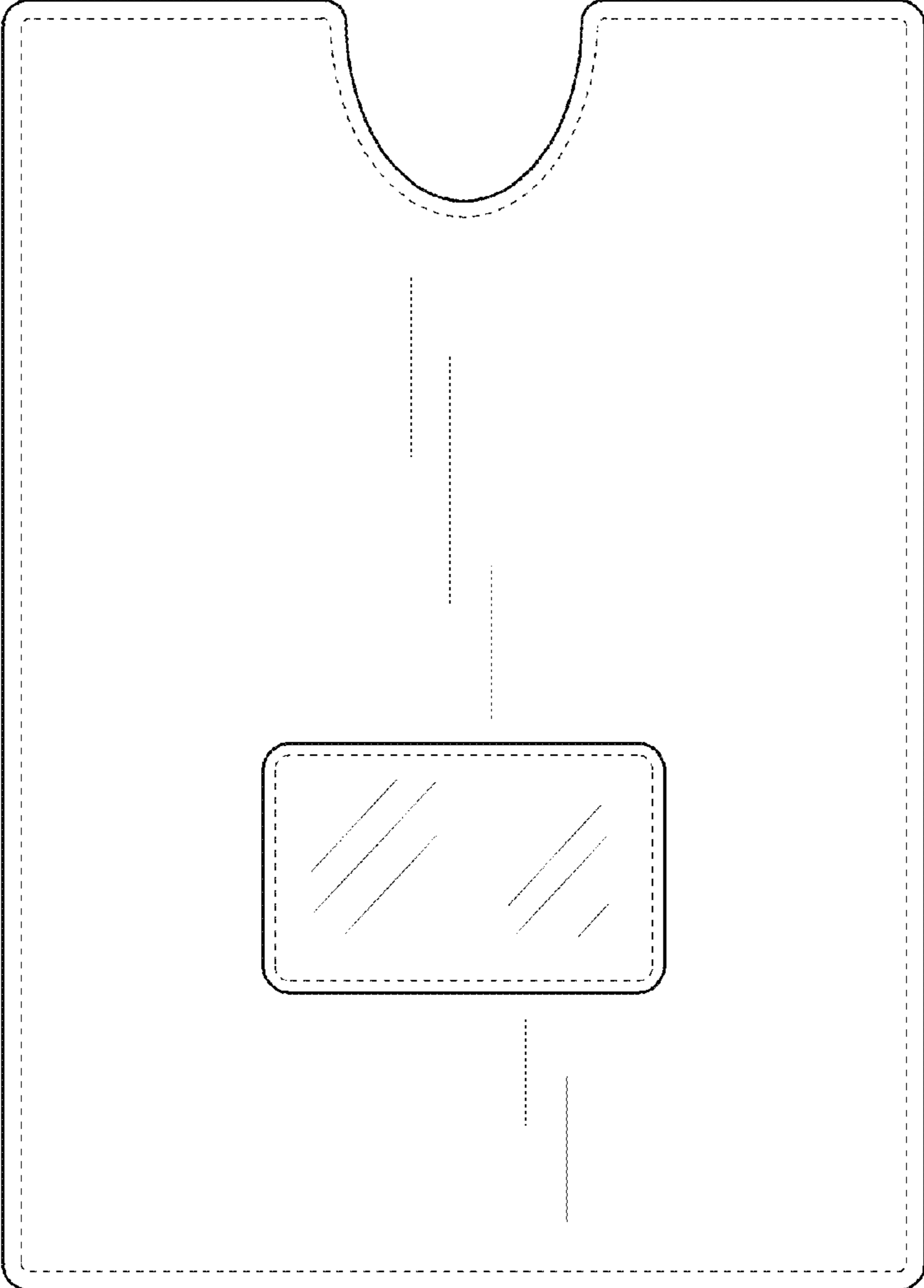


FIG. 2



FIG. 3



FIG. 4




FIG. 5




FIG. 6