



US00D710571S

(12) **United States Design Patent**  
**James et al.**

(10) **Patent No.:** **US D710,571 S**

(45) **Date of Patent:** **\*\* Aug. 12, 2014**

(54) **CHILDREN'S GARMENT HAVING A CONCEALED OPENING**

(71) Applicants: **Spencer James**, Miami, FL (US); **Jason James**, Miami, FL (US); **Lisa James**, Miami, FL (US)

(72) Inventors: **Spencer James**, Miami, FL (US); **Jason James**, Miami, FL (US); **Lisa James**, Miami, FL (US)

(\*\*) Term: **14 Years**

(21) Appl. No.: **29/456,539**

(22) Filed: **May 31, 2013**

(51) **LOC (10) Cl.** ..... **02-02**

(52) **U.S. Cl.**  
USPC ..... **D2/745**

(58) **Field of Classification Search**  
USPC ..... D2/714, 718, 731, 732, 733, 745, 746;  
2/69, 75, 78.2-78.4, 80, 83  
See application file for complete search history.

(56) **References Cited**

**U.S. PATENT DOCUMENTS**

1,503,474	A *	8/1924	Busenburg	.....	2/80
2,100,869	A *	11/1937	Oseard	.....	2/90
D107,483	S *	12/1937	Haight	.....	D2/731
2,663,022	A *	12/1953	Aaronson	.....	2/80
D457,290	S *	5/2002	Thompson	.....	D2/743

6,487,725	B1 *	12/2002	Jordan	.....	2/94
D621,130	S *	8/2010	Brown et al.	.....	D2/732
D656,709	S *	4/2012	Richards	.....	D2/713
2008/0083049	A1 *	4/2008	McLeod	.....	2/83
2012/0102616	A1 *	5/2012	Ott et al.	.....	2/80
2014/0123363	A1 *	5/2014	Templeton	.....	2/69

\* cited by examiner

*Primary Examiner* — Rashida Johnson

(74) *Attorney, Agent, or Firm* — Carol N. Green, Esq.

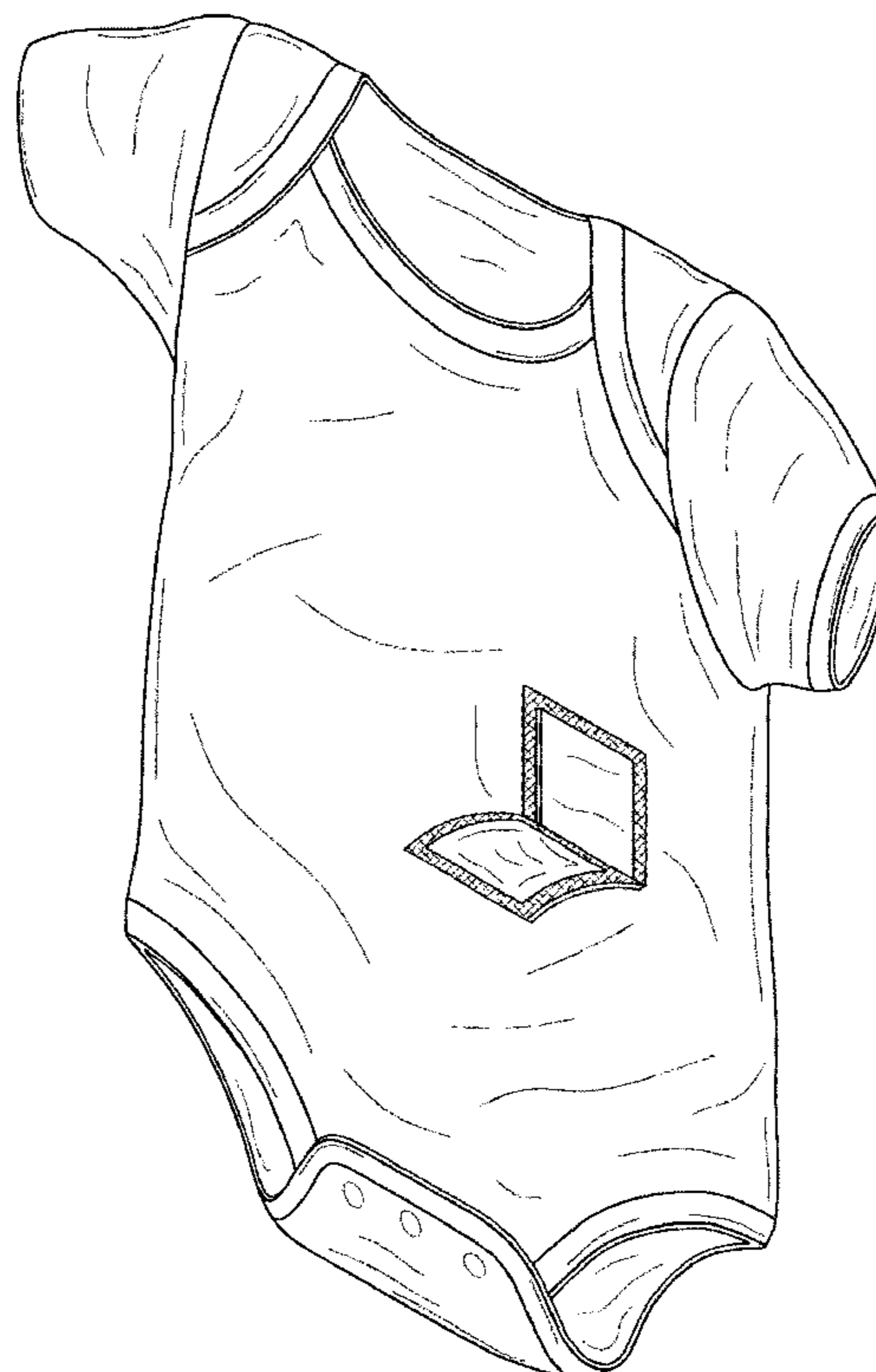

(57) **CLAIM**

The ornamental design for the children's garment having a concealed opening, as shown and described.

**DESCRIPTION**

FIG. 1 is a front perspective view of the children's garment having a concealed opening.  
 FIG. 2 is a rear perspective view of the children's garment having a concealed opening.  
 FIG. 3 is a front perspective view of FIG. 1, showing a flap open and revealing the concealed opening;  
 FIG. 4 is a front elevation view of FIG. 1.  
 FIG. 5 is a rear elevation view of FIG. 1.  
 FIG. 6 is a right side view of FIG. 1.  
 FIG. 7 is a left side view of FIG. 1.  
 FIG. 8 is a top view of FIG. 1; and,  
 FIG. 9 is a bottom view of FIG. 1.

**1 Claim, 7 Drawing Sheets**






FIG. 1



FIG. 2





FIG. 3




FIG. 4



FIG. 5




FIG. 6




FIG. 7




FIG. 8




FIG. 9