

US00D710560S

(12) **United States Design Patent**
Lay

(10) **Patent No.:** **US D710,560 S**

(45) **Date of Patent:** **** Aug. 5, 2014**

(54) **COUNTERTOP MOUNTABLE WASTE BIN**

(71) Applicant: **Francesca Lay**, Cromwell, CT (US)

(72) Inventor: **Francesca Lay**, Cromwell, CT (US)

(**) Term: **14 Years**

(21) Appl. No.: **29/447,174**

(22) Filed: **Mar. 1, 2013**

(51) **LOC (10) Cl.** **09-09**

(52) **U.S. Cl.**
USPC **D34/1**

(58) **Field of Classification Search**
USPC D34/1-11; 220/908, 908.1, 912, 911,
220/909

See application file for complete search history.

(56) **References Cited**

U.S. PATENT DOCUMENTS

| | | | |
|-----------|---|--------|-----------|
| 2,540,685 | A | 2/1951 | Mayer |
| 2,585,434 | A | 2/1952 | Caponera |
| 2,938,574 | A | 5/1960 | Brown |
| 3,298,736 | A | 1/1967 | Decker |
| 4,659,143 | A | 4/1987 | MacLennan |

| | | | | | | |
|-----------|---|---|---------|----------------|-------|--------|
| D333,369 | S | * | 2/1993 | Breen et al. | | D34/10 |
| 5,660,432 | A | | 8/1997 | Davis | | |
| D409,026 | S | | 5/1999 | Rosko et al. | | |
| D490,581 | S | * | 5/2004 | Keithly et al. | | D34/1 |
| D533,325 | S | * | 12/2006 | Bird | | D34/1 |
| D684,741 | S | * | 6/2013 | Harris | | D34/1 |

* cited by examiner

Primary Examiner — Cynthia Ramirez

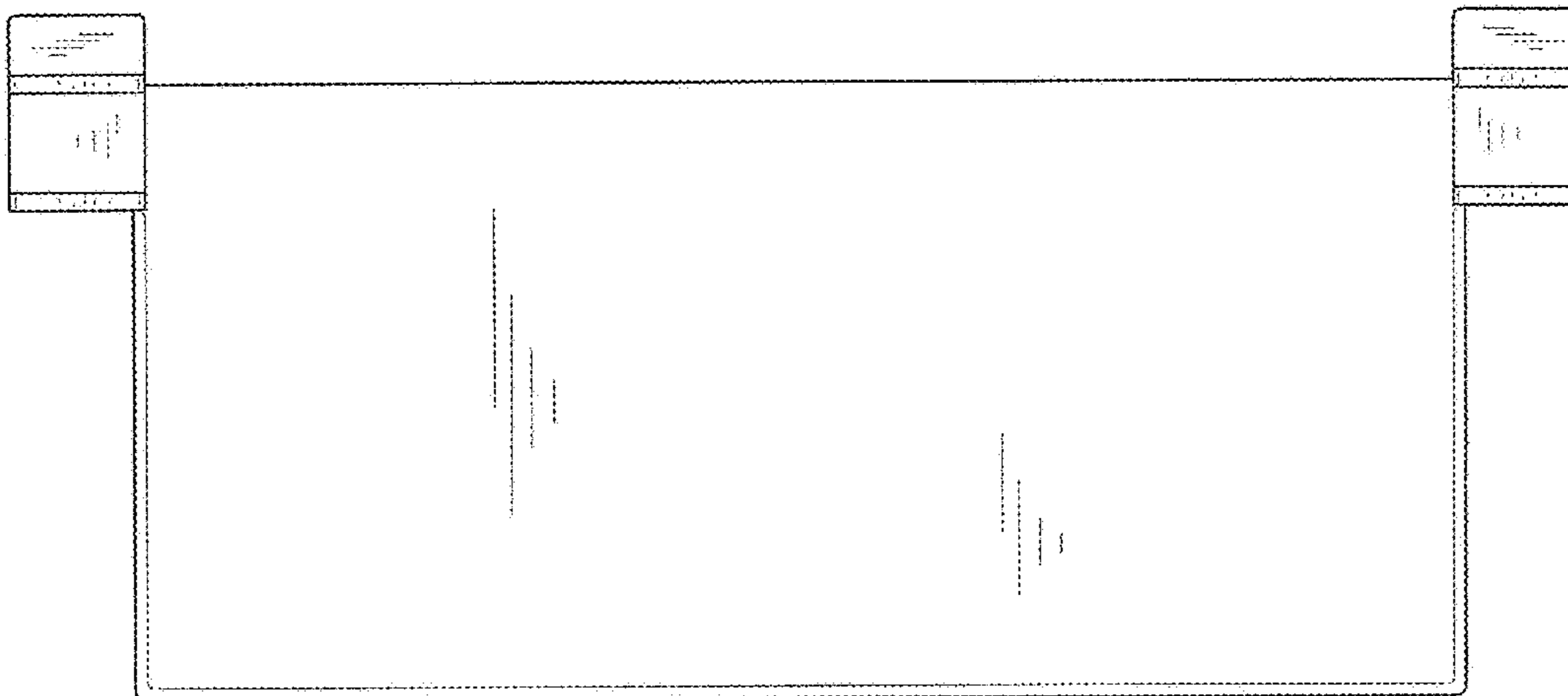
(57) **CLAIM**

The ornamental design for a countertop mountable waste bin, as shown and described.

DESCRIPTION

FIG. 1 is a front view of a countertop mountable waste bin showing my new design;
FIG. 2 is a rear view of the countertop mountable waste bin;
FIG. 3 is a right side view of the countertop mountable waste bin, a left side view being a mirror image thereof;
FIG. 4 is a top view of the countertop mountable waste bin;
FIG. 5 is a bottom view of the countertop mountable waste bin; and,
FIG. 6 is a rear perspective view of the countertop mountable waste bin.

1 Claim, 5 Drawing Sheets






FIG. 1




FIG. 2

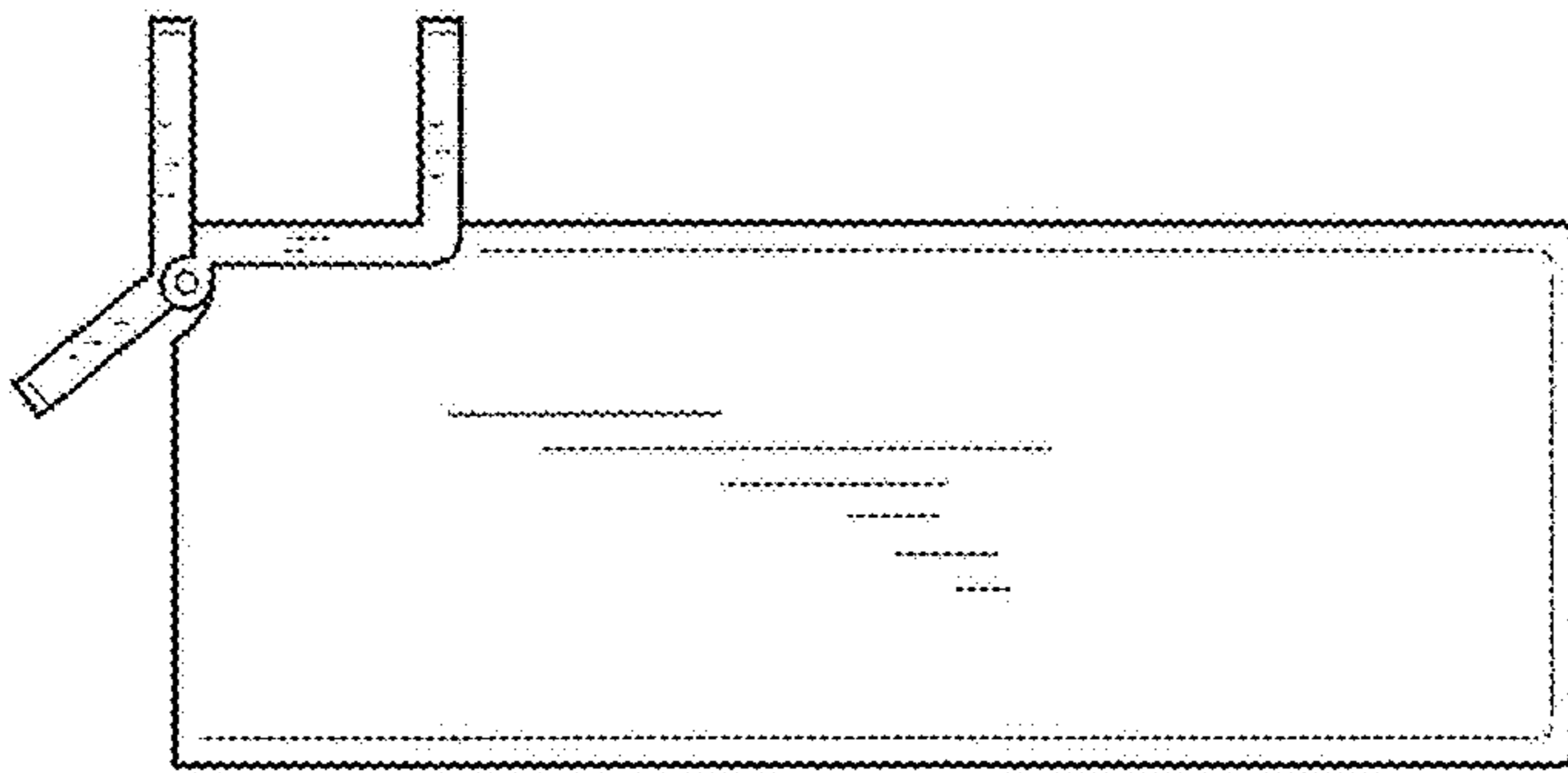


FIG. 3

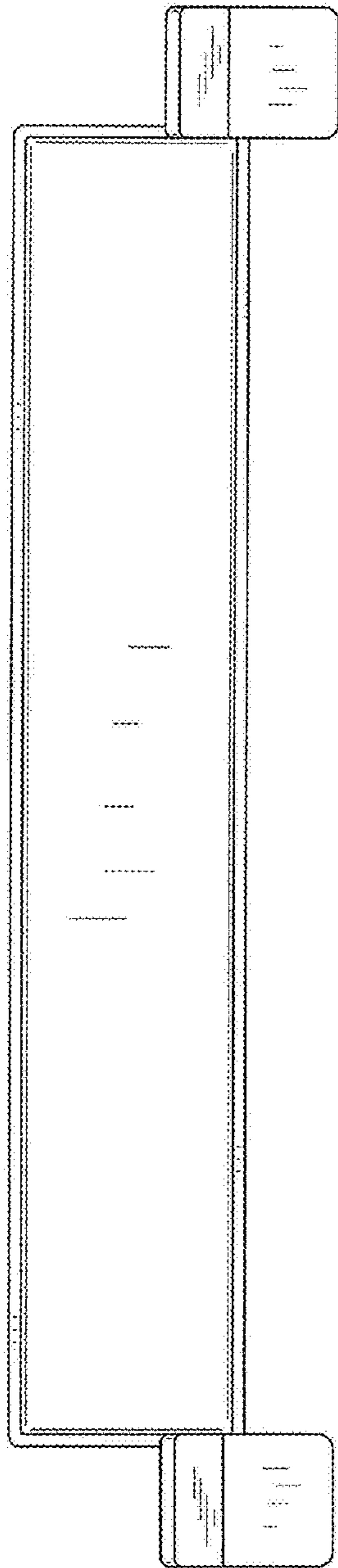


FIG. 4

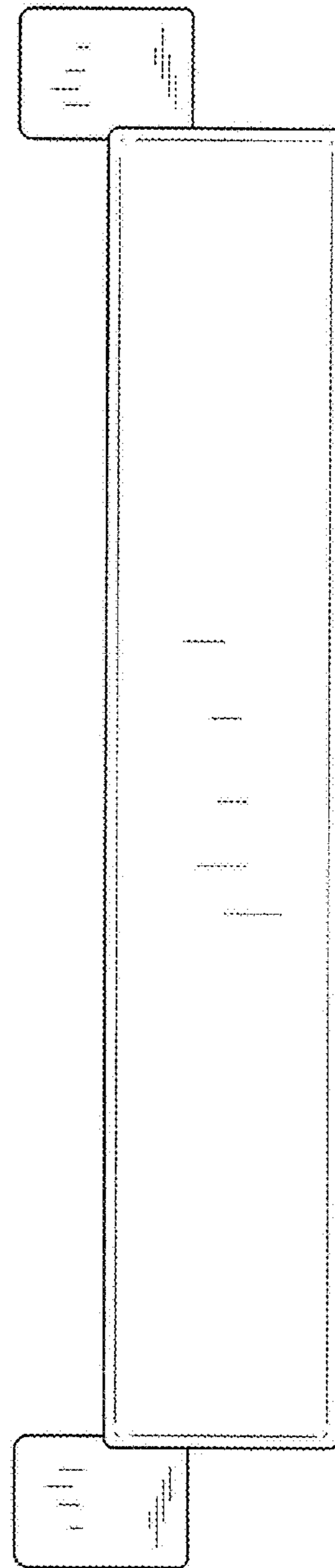


FIG. 5

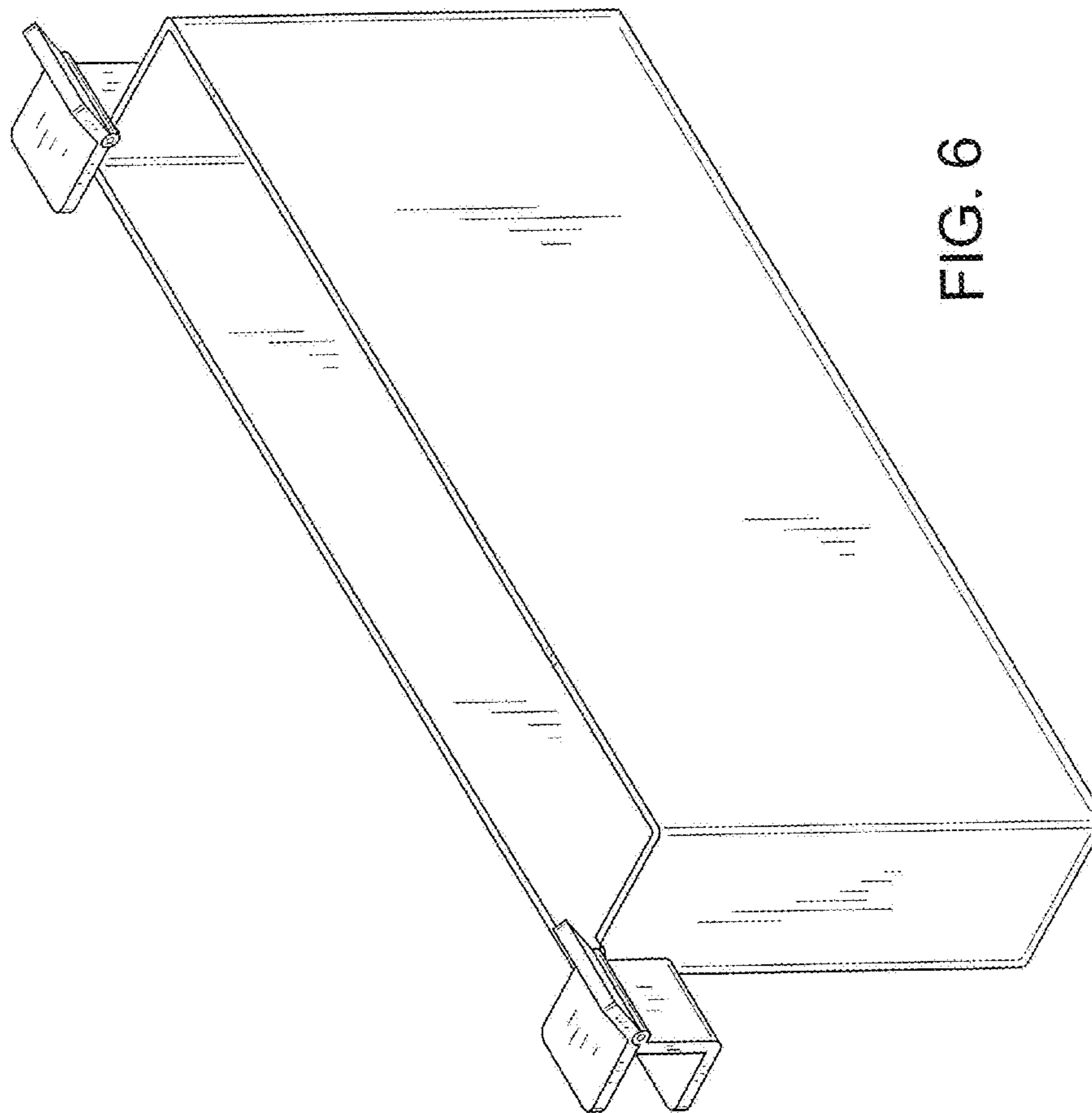


FIG. 6