



US00D710553S

(12) **United States Design Patent**
Byrne

(10) **Patent No.:** **US D710,553 S**

(45) **Date of Patent:** **** Aug. 5, 2014**

(54) **BRAIDED DUMBBELL PET TOY**

(56) **References Cited**

(71) Applicant: **C. B. Worldwide, Inc.**, Mammoth
Lakes, CA (US)

(72) Inventor: **Charles A. Byrne**, Mammoth Lakes, CA
(US)

(73) Assignee: **C.B. Worldwide, Inc.**, Mammoth Lakes,
CA (US)

U.S. PATENT DOCUMENTS

3,315,640	A *	4/1967	Gamble	119/707
D418,881	S *	1/2000	Cousins	D21/681
6,918,355	B1 *	7/2005	Arvanites	119/707
7,694,653	B2 *	4/2010	Axelrod	119/709
D651,771	S *	1/2012	Shanghai	D30/160
8,573,159	B1 *	11/2013	Crotty et al.	119/707
2009/0056641	A1 *	3/2009	Freeman	119/707
2010/0095901	A1 *	4/2010	Cooper	119/707

* cited by examiner

Primary Examiner — Cathy A MacCormac

(74) *Attorney, Agent, or Firm* — Martino Patent Law

(**) Term: **14 Years**

(57) **CLAIM**

(21) Appl. No.: **29/448,301**

The ornamental design for a braided dumbbell pet toy, as shown and described.

(22) Filed: **Mar. 11, 2013**

DESCRIPTION

(51) **LOC (10) Cl.** **30-99**

FIG. 1 is a front perspective view of a braided dumbbell pet toy embodying my new design;
FIG. 2 is a front elevational view thereof of FIG. 1;
FIG. 3 is a rear elevational view thereof of FIG. 1;
FIG. 4 is a right side elevational view thereof of FIG. 1;
FIG. 5 is a left side elevation view thereof of FIG. 1;
FIG. 6 is a top view thereof of FIG. 1; and,
FIG. 7 is a bottom view thereof of FIG. 1.

(52) **U.S. Cl.**


USPC **D30/160**

(58) **Field of Classification Search**

USPC D30/160; D8/402; D21/681; 119/702,
119/706-711

See application file for complete search history.

1 Claim, 3 Drawing Sheets






FIG. 1




FIG. 2




FIG. 3

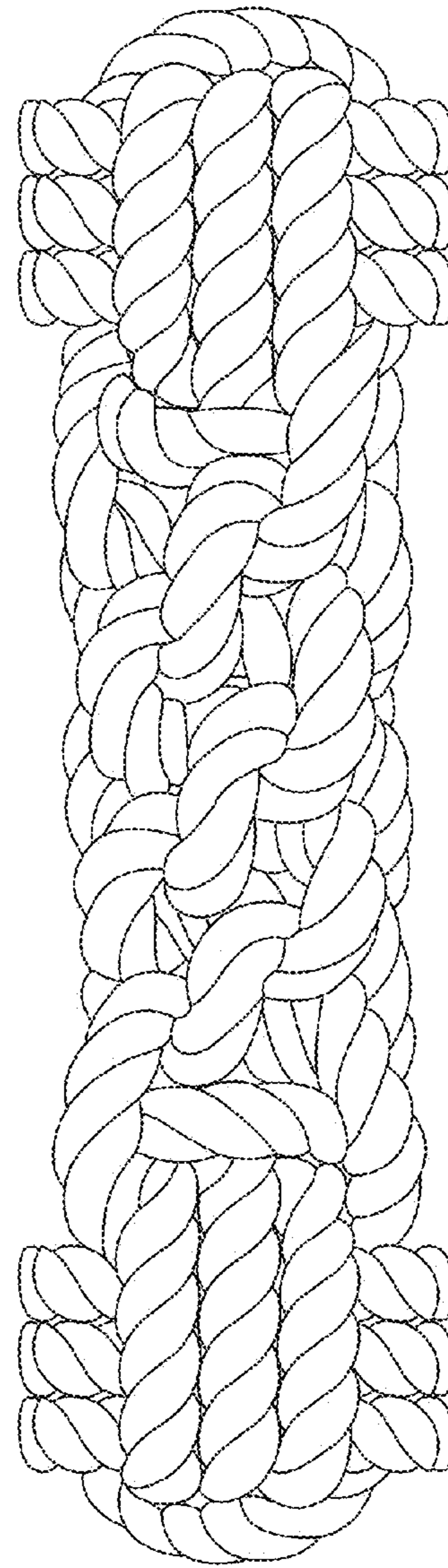


FIG. 4




FIG. 5




FIG. 6




FIG. 7