



US00D710547S

(12) **United States Design Patent**  
**Di et al.**

(10) **Patent No.:** **US D710,547 S**

(45) **Date of Patent:** **\*\* Aug. 5, 2014**

(54) **DISPOSABLE GLOVE WITH WRISTBAND**

(75) Inventors: **JianZhong Di**, ZhangJiaGang (CN);  
**Robert Temkin**, Bedford Hills, NY (US)

(73) Assignee: **Robert Temkin Associates, Inc.**,  
Bedford Hills, NY (US)

(\*\*) **Term:** **14 Years**

(21) **Appl. No.:** **29/416,427**

(22) **Filed:** **Mar. 22, 2012**

(51) **LOC (10) Cl.** ..... **02-06**

(52) **U.S. Cl.**  
USPC ..... **D29/117.1**

(58) **Field of Classification Search**  
USPC ..... D2/610, 611, 612, 613, 614, 615, 616,  
D2/617, 618, 619, 629, 621, 622, 623;  
D3/226; D20/33; D21/807; D28/63;  
D29/113, 114, 116.2, 117.1, 117.2,  
D29/120.1, 123; D32/40, 41, 42, 43; 2/16,  
2/158, 159, 160, 161.1, 161.2, 161.3,  
2/161.4, 161.5, 161.6, 161.7, 161.8, 162,  
2/167, 168, 169, 170, 907, 910, 917;  
15/104.94, 227

See application file for complete search history.

(56) **References Cited**

**U.S. PATENT DOCUMENTS**

108,849 A \* 11/1870 Tooker ..... 2/169  
1,791,580 A \* 2/1931 Stokes ..... 2/162  
2,217,377 A \* 10/1940 Moore ..... 2/161.6  
D175,534 S \* 9/1955 Ceder ..... D2/623  
2,886,824 A \* 5/1959 Smith ..... 2/168  
3,681,784 A 8/1972 Lindley  
4,479,268 A \* 10/1984 Tillbrook ..... 2/2.15  
5,569,507 A \* 10/1996 Goodwin et al. .... 428/76  
D654,635 S \* 2/2012 Reaux ..... D29/117.1

8,146,174 B2 \* 4/2012 Knuth et al. .... 2/162  
D673,735 S \* 1/2013 JianZhong et al. .... D29/117.1  
D680,695 S \* 4/2013 Lin et al. .... D29/117.1  
2001/0037516 A1 \* 11/2001 Grinberg ..... 2/161.6  
2004/0245268 A1 \* 12/2004 Grinberg ..... 221/34  
2005/0155133 A1 \* 7/2005 Sato ..... 2/159  
2011/0179549 A1 \* 7/2011 Zaggl et al. .... 2/93  
2013/0086732 A1 \* 4/2013 Hofmeister et al. .... 2/161.6

**FOREIGN PATENT DOCUMENTS**

FR 871269-001 \* 1/1988

\* cited by examiner

*Primary Examiner* — Karen E Eldridge Powers

(74) *Attorney, Agent, or Firm* — Seth Natter; Natter & Natter

(57) **CLAIM**

The ornamental design for a disposable glove with wristband,  
as shown and described.

**DESCRIPTION**

FIG. 1 is a top plan view of a disposable glove with wristband  
showing their new design; the bottom view being a mirror  
image thereof; and,

FIG. 2 is a top plan view of an alternate embodiment of the  
disposable glove with wristband; the bottom view being a  
mirror image thereof.

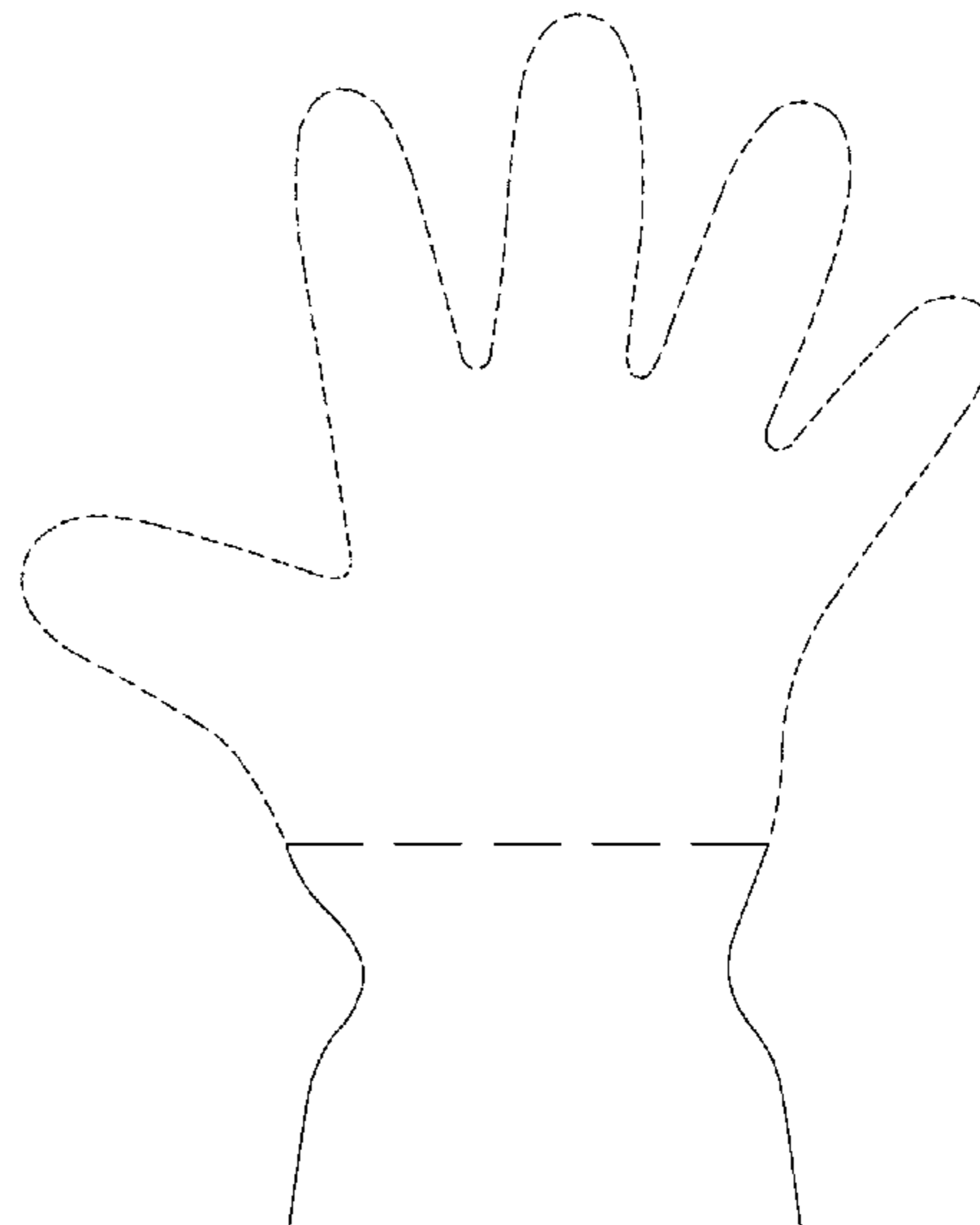
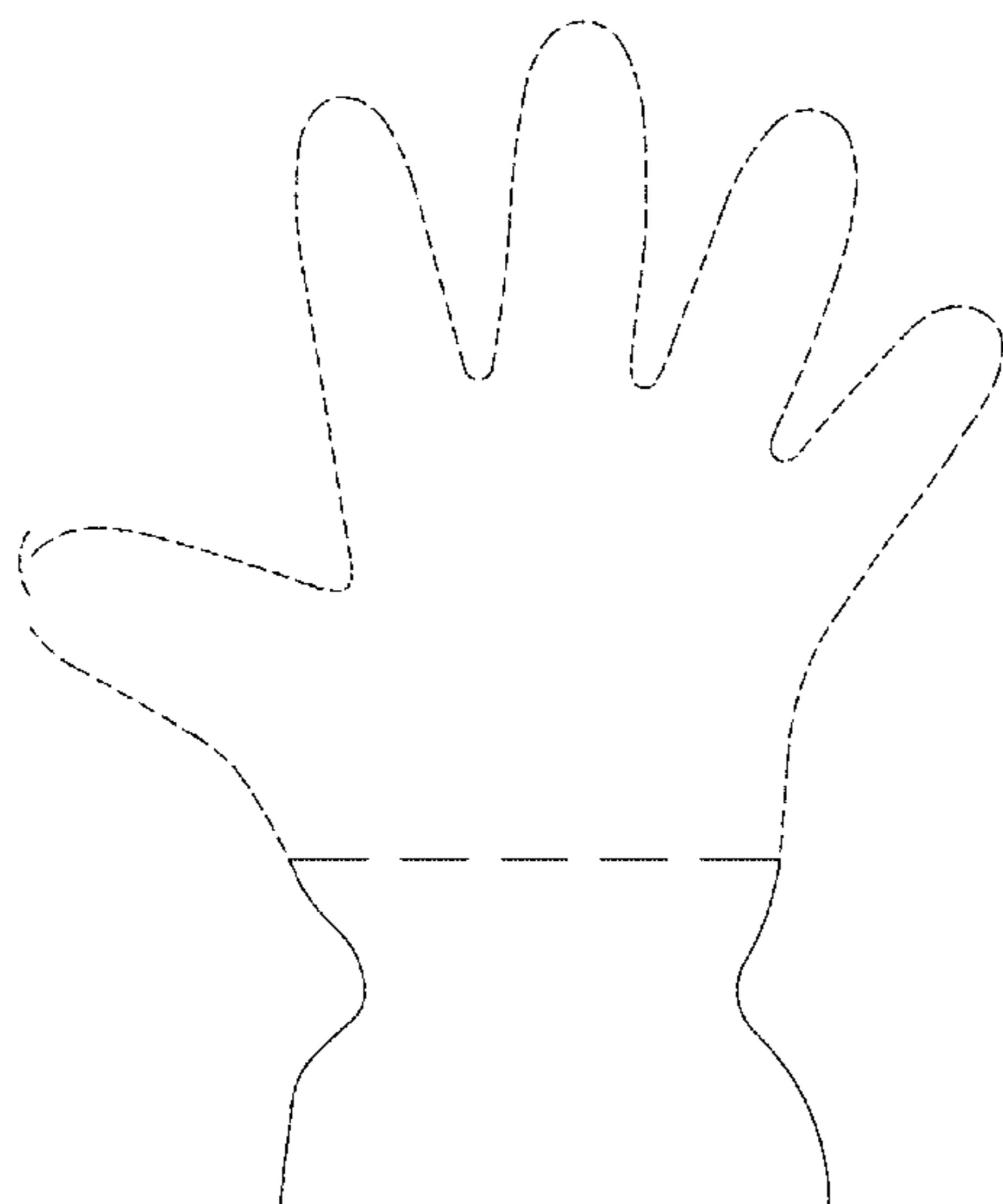
The figures illustrate the disposable glove with wristband in a  
flat condition. When donning the glove, it generally assumes  
the shape of the user's hand.


The thickness of the disposable glove with wristband forms  
no part of the claimed design.

The broken lines indicate unclaimed portions of the dispos-  
able glove with wristband.


The broken lines with long segments shown in the drawings,  
which define the bounds of the claimed design, form no part  
thereof.

**1 Claim, 2 Drawing Sheets**





*Fig. 1*



***Fig. 2***