



US00D710484S

(12) **United States Design Patent**  
**Ariss**

(10) **Patent No.:** **US D710,484 S**

(45) **Date of Patent:** **\*\* Aug. 5, 2014**

(54) **WATER RAKE**

(71) Applicant: **Carlos Ariss**, Thousand Palms, CA (US)

(72) Inventor: **Carlos Ariss**, Thousand Palms, CA (US)

(\*\*) Term: **14 Years**

(21) Appl. No.: **29/459,265**

(22) Filed: **Jun. 27, 2013**

(51) **LOC (10) Cl.** ..... **23-01**

(52) **U.S. Cl.**  
USPC ..... **D23/223**

(58) **Field of Classification Search**  
USPC ..... D23/213, 223, 226; 239/525-527, 532;  
D30/158

See application file for complete search history.

(56) **References Cited**

**U.S. PATENT DOCUMENTS**

D463,843	S	10/2002	Howell	
D612,451	S *	3/2010	Nugent et al.	D23/226
8,573,237	B2 *	11/2013	Crum	134/198
8,640,979	B2 *	2/2014	Wu	239/532

**OTHER PUBLICATIONS**

C&W Western Horse, Washwand "Get the Edge", <http://www.kyhorse.com/store/groomingequipment/Washwand.htm>, Sep. 2013.

\* cited by examiner

*Primary Examiner* — Robin V Webster

(74) *Attorney, Agent, or Firm* — Gordon & Rees LLP


(57) **CLAIM**

The ornamental design for a water rake, device, as shown and described.

**DESCRIPTION**

FIG. 1 is a perspective view of the water rake.  
FIG. 2 is a left side elevation view of the water rake.  
FIG. 3 is a right side elevation view of the water rake.  
FIG. 4 is a top plan view of the water rake.  
FIG. 5 is a bottom plan view of the water rake.  
FIG. 6 is a front elevation view of the water rake; and,  
FIG. 7 is a rear elevation view of the water rake.

**1 Claim, 4 Drawing Sheets**



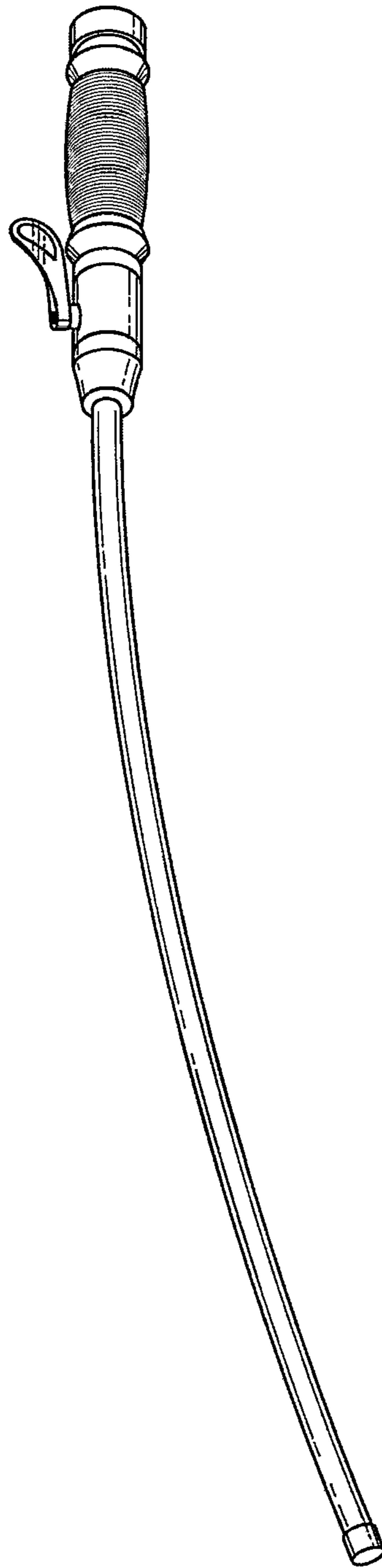


FIG. 1

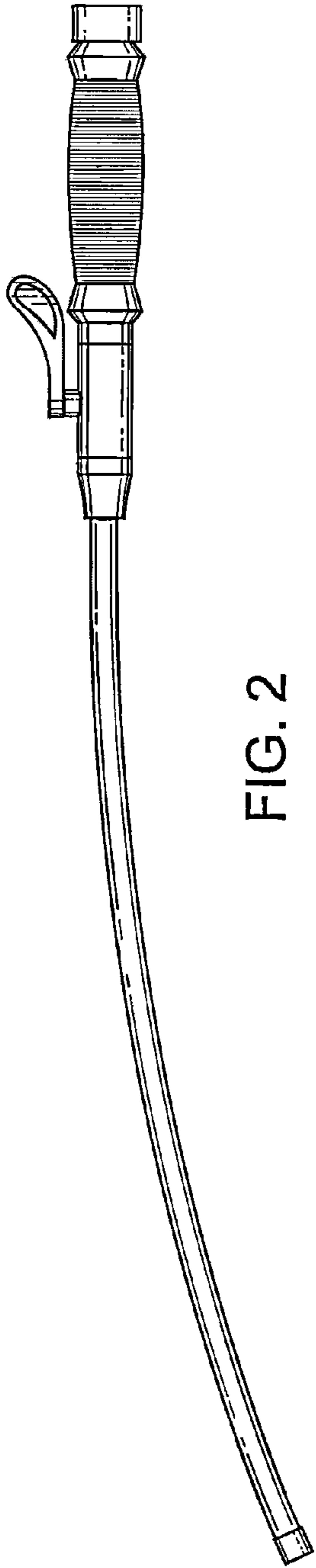


FIG. 2

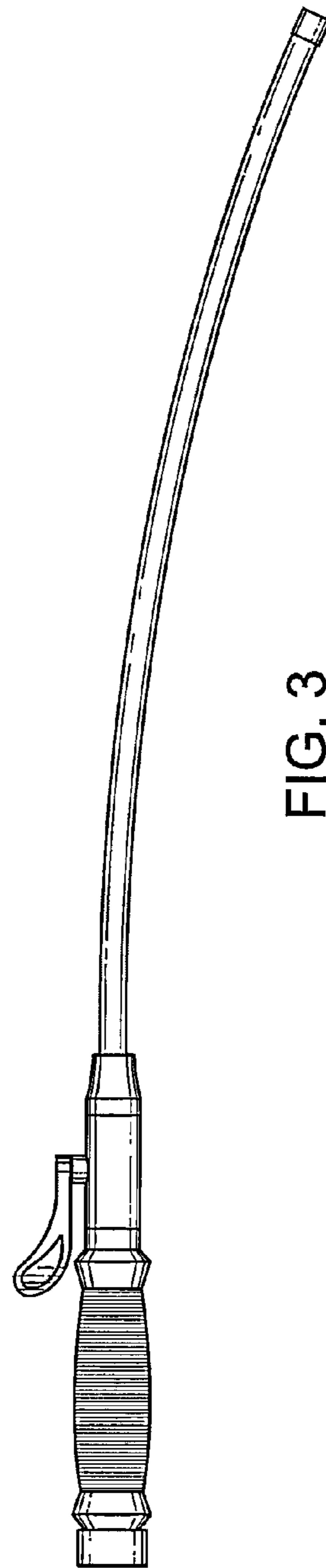


FIG. 3

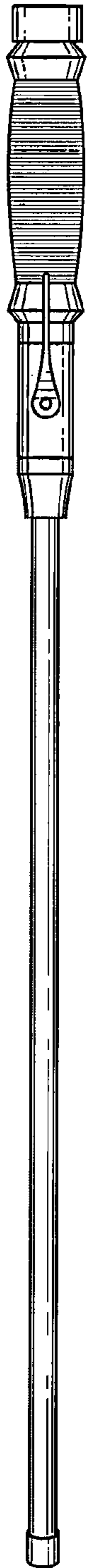


FIG. 4

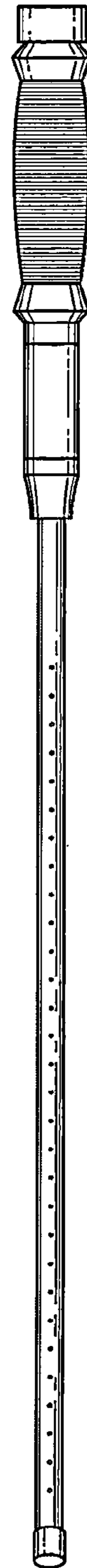


FIG. 5

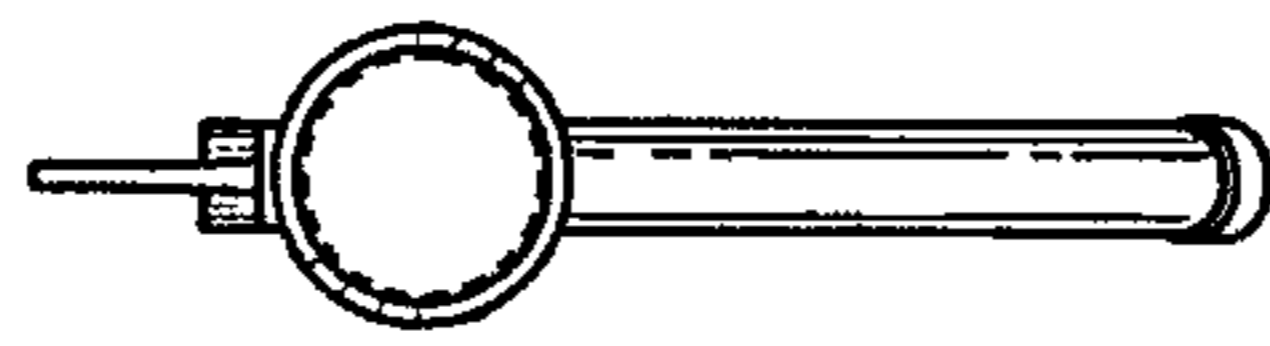


FIG. 7

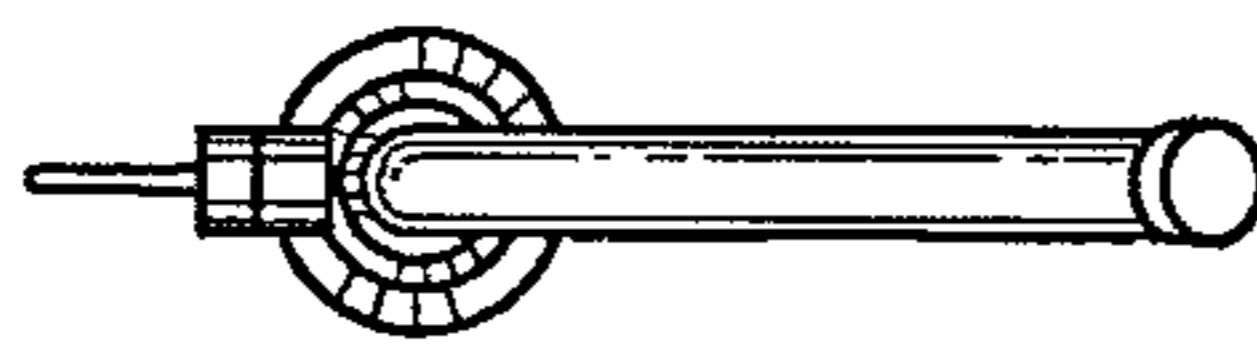


FIG. 6