



US00D710483S

(12) **United States Design Patent**
Cook, Jr. et al.

(10) **Patent No.:** **US D710,483 S**
(45) **Date of Patent:** **** Aug. 5, 2014**

(54) **FISHING LURE**

(71) Applicants: **Victor J. Cook, Jr.**, Columbus, OH
(US); **Grant Koppers**,
Niagara-On-The-Lake (CA)

(72) Inventors: **Victor J. Cook, Jr.**, Columbus, OH
(US); **Grant Koppers**,
Niagara-On-The-Lake (CA)

(73) Assignee: **Koppers Fishing & Tackle Corp.** (CA)

(**) Term: **14 Years**

(21) Appl. No.: **29/459,959**

(22) Filed: **Jul. 5, 2013**

(51) **LOC (10) Cl.** **22-05**

(52) **U.S. Cl.**
USPC **D22/133**

(58) **Field of Classification Search**
CPC A01K 85/005; A01K 85/00; A01K 85/02;
A01K 85/10; A01K 85/16; A01K 85/18
USPC D22/126-133; 43/43.39, 42.29, 42.27,
43/42.06, 42.47, 42.12, 42.14, 42.28,
43/42.24, 35, 42.37, 43.13, 42.31, 42.22,
43/17.6, 42.26, 42.09
See application file for complete search history.

(56) **References Cited**

U.S. PATENT DOCUMENTS

7,107,719 B1 * 9/2006 Scott 43/42.09
7,322,151 B2 * 1/2008 Guigo et al. 43/42.26

D662,172 S * 6/2012 Rago D22/131
D676,521 S * 2/2013 Cook et al. D22/133
8,567,109 B1 * 10/2013 Grigorovich 43/17.6
2003/0093939 A1 * 5/2003 Salonen et al. 43/42.22

OTHER PUBLICATIONS

Author: Koppers Fishing and Tackle Corp.; Title: LiveTarget Master Catalog 2012; Item: Catalog; Date: 2012; Pages: cover, back, p. 18; Volume number: none; Publisher: Koppers. Fishing and Tackle Corp.; City-country: Niagara-On-The-Lake, Canada.

* cited by examiner

Primary Examiner — Catheri Oliver-Garcia

(74) *Attorney, Agent, or Firm* — Wm. Cates Rambo

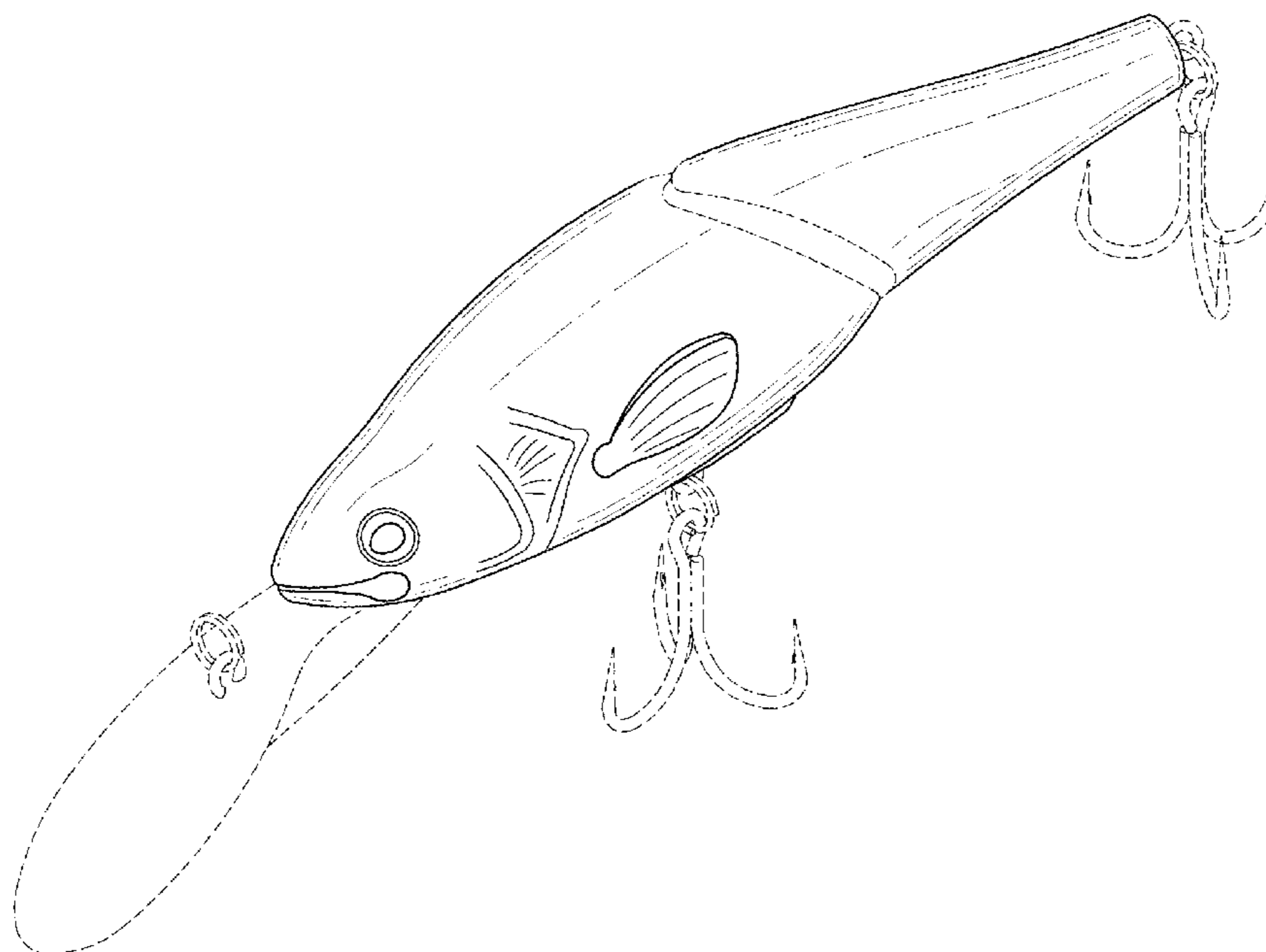
(57) **CLAIM**

The ornamental design for a fishing lure, as shown and described.

DESCRIPTION

FIG. 1 is a perspective view of a fishing lure;
FIG. 2 is a right side elevational view thereof;
FIG. 3 is a left side elevational view thereof;
FIG. 4 is a top plan view thereof;
FIG. 5 is a bottom plan view thereof;
FIG. 6 is a rear elevational view thereof; and,
FIG. 7 is a front elevational view thereof.
The portions shown in broken lines are included for illustrative purposes only and form no part of the claimed design.

1 Claim, 3 Drawing Sheets



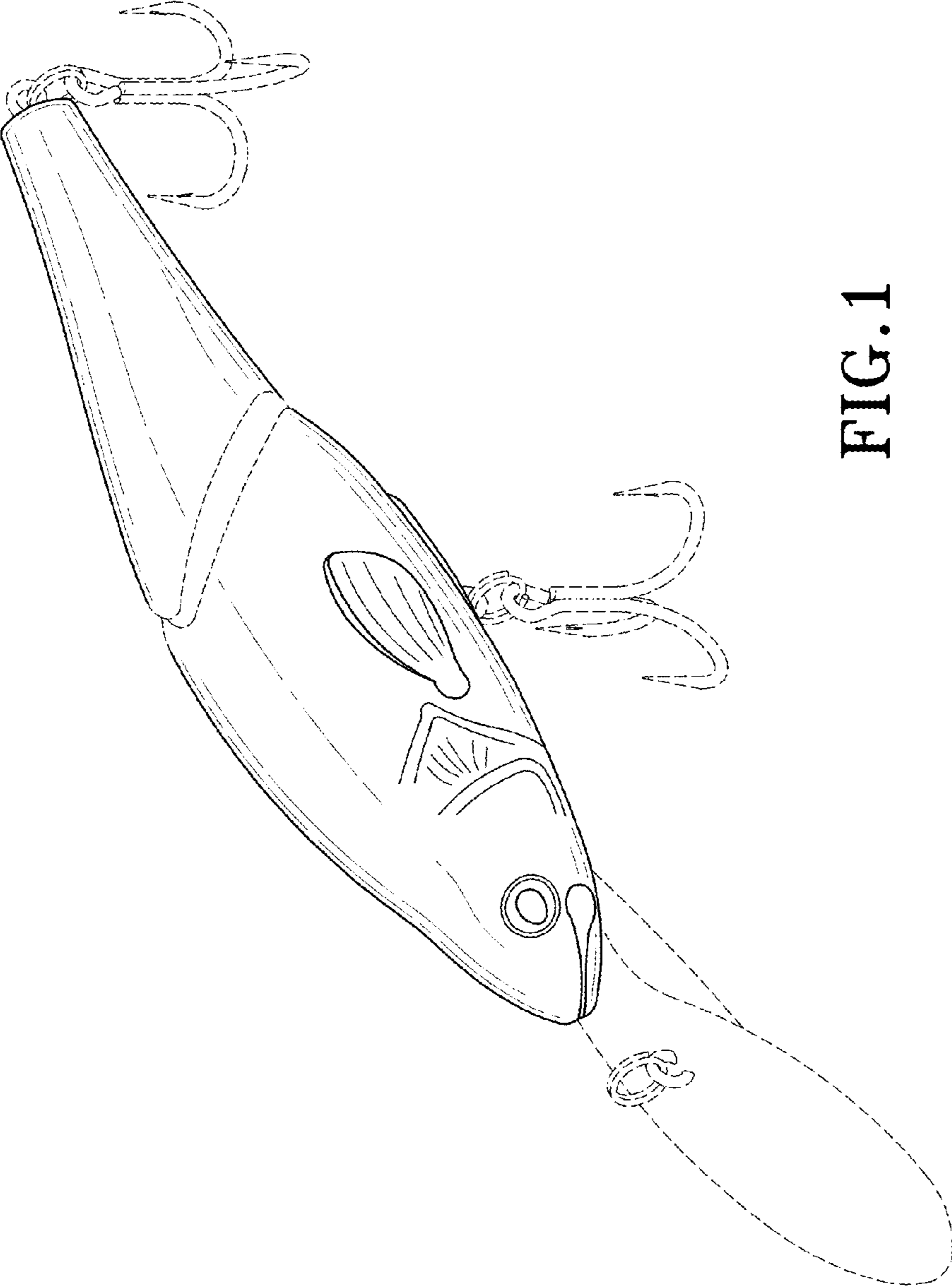


FIG. 1

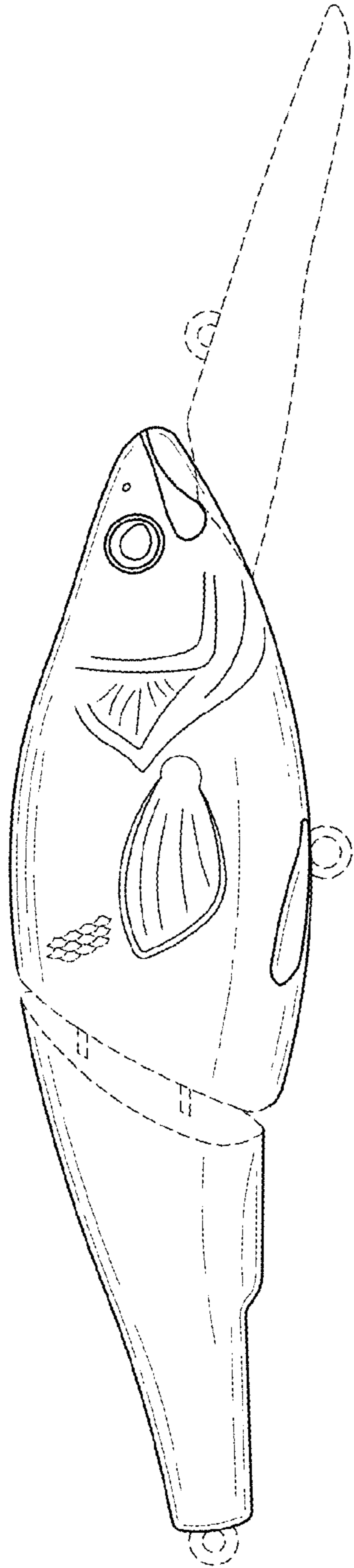


FIG. 2

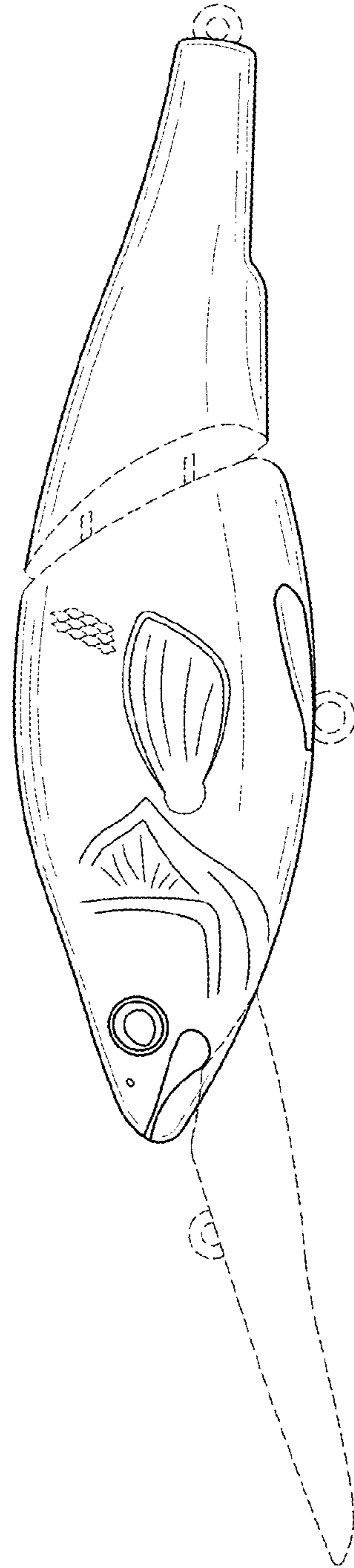


FIG. 3

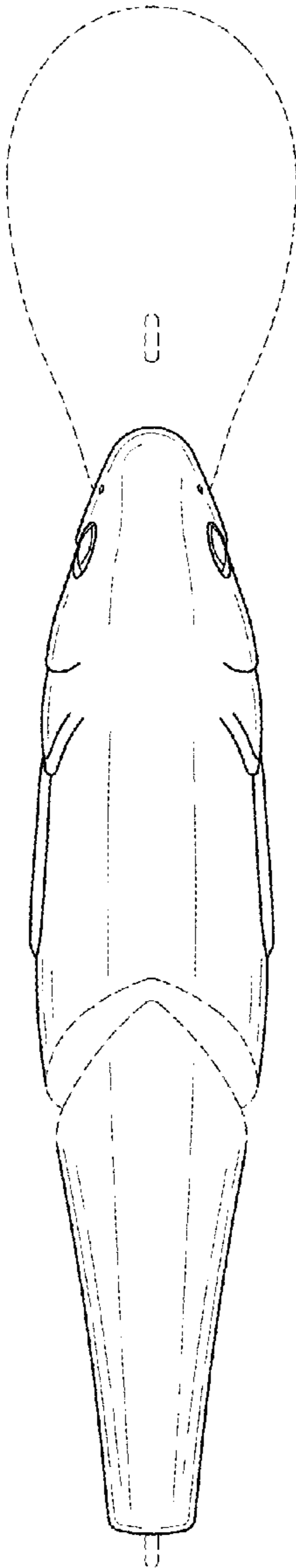


FIG. 4

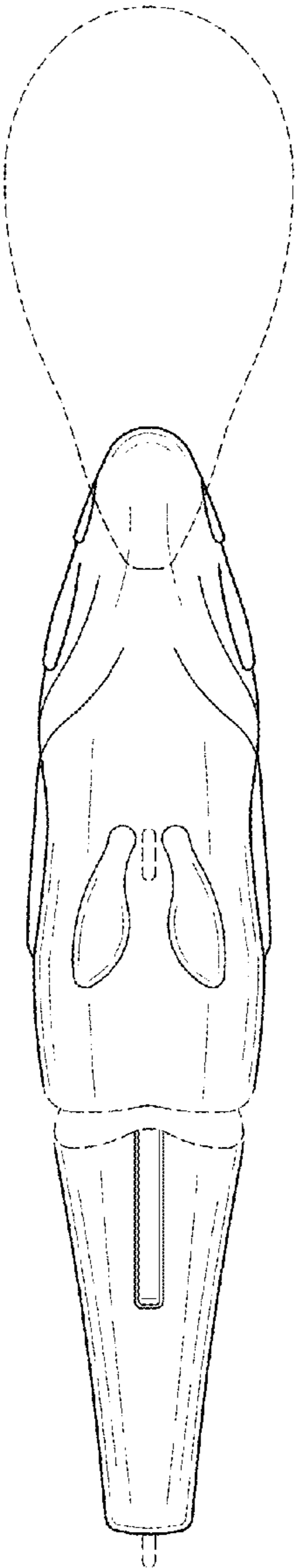


FIG. 5

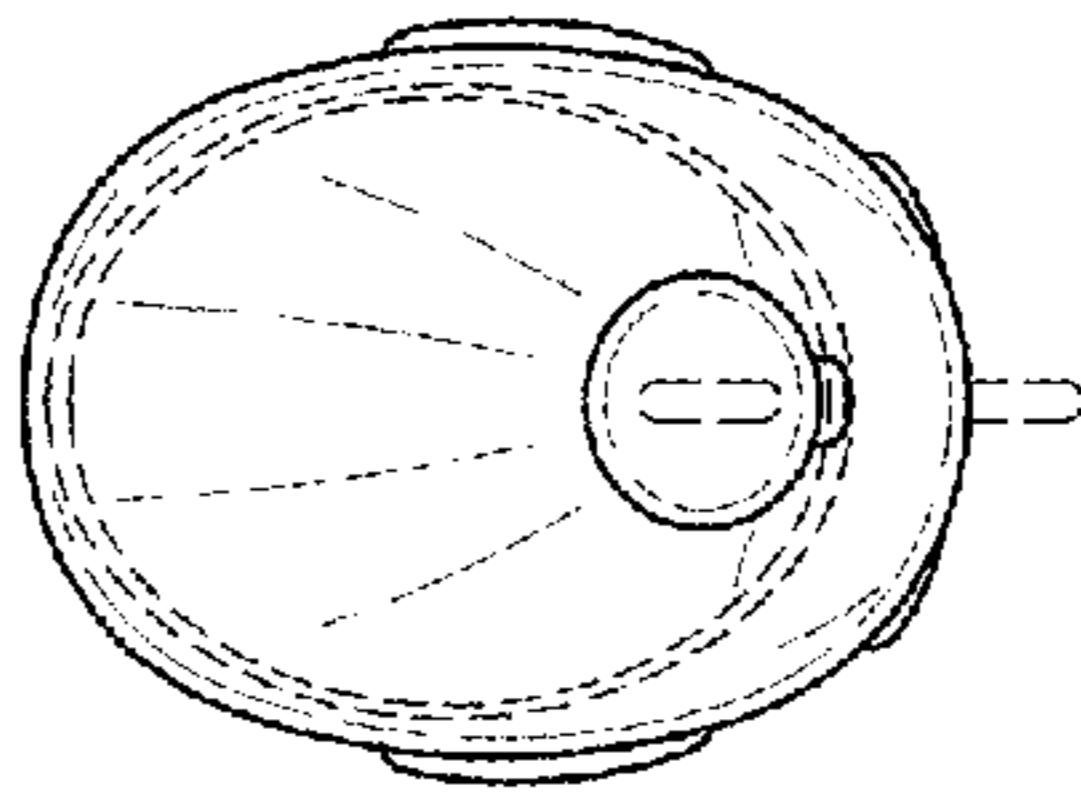


FIG. 6

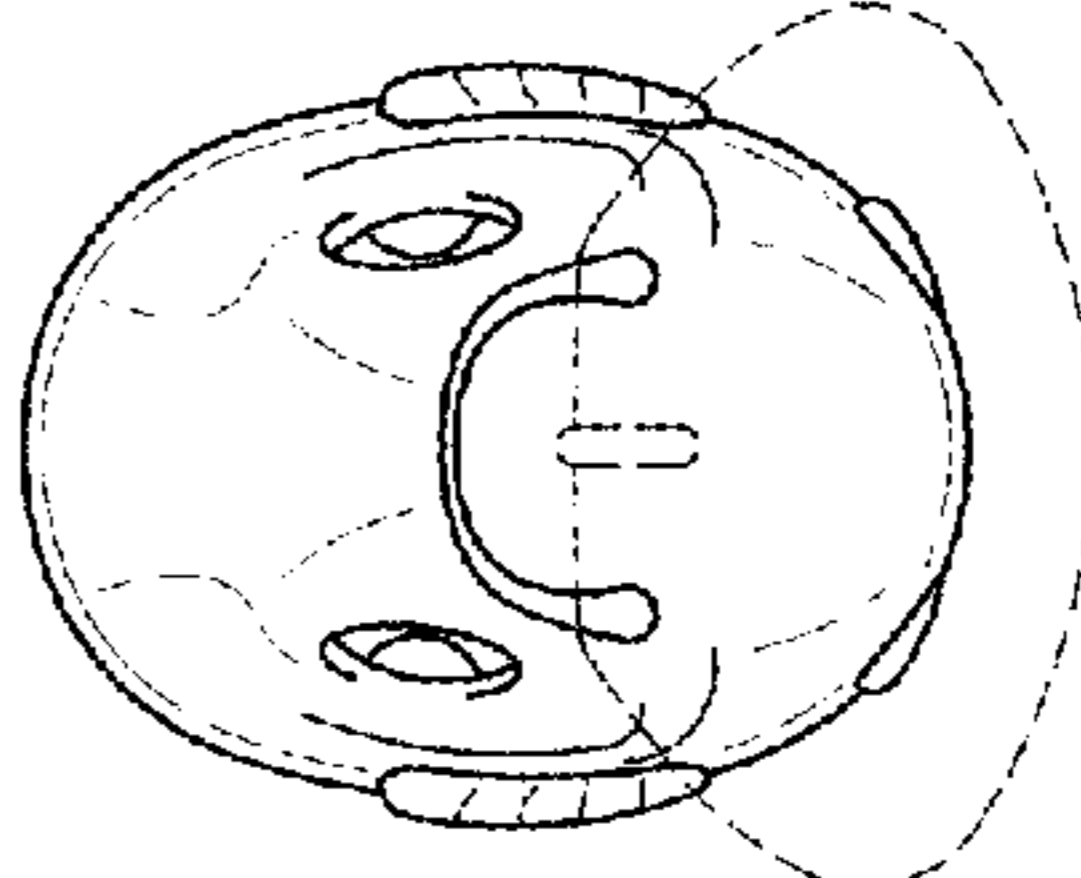


FIG. 7