



US00D710456S

(12) **United States Design Patent**  
**Berkshire**

(10) **Patent No.:** **US D710,456 S**  
(45) **Date of Patent:** **\*\* Aug. 5, 2014**

- (54) **ALPHA WHEEL TOY**
- (71) Applicant: **Glen Berkshire**, Harrisonburg, VA (US)
- (72) Inventor: **Glen Berkshire**, Harrisonburg, VA (US)
- (\*\*) Term: **14 Years**
- (21) Appl. No.: **29/421,940**
- (22) Filed: **Oct. 26, 2012**
- (51) **LOC (10) Cl.** ..... **21-01**
- (52) **U.S. Cl.**  
USPC ..... **D21/468**
- (58) **Field of Classification Search**  
USPC ..... D21/300, 395, 369, 374, 375, 385, 398,  
D21/455, 468, 478, 483, 513, 518, 523,  
D21/911; D19/25, 35, 36, 59, 64; D10/46,  
D10/46.1, 109.1, 109.2, 122; D20/10, 21;  
434/104, 167, 171-175, 197, 206, 393,  
434/402, 426; 446/146, 236, 487, 489, 491;  
273/272, 280, 287, 155, 153 S, 143 A  
See application file for complete search history.

- (56) **References Cited**  
**U.S. PATENT DOCUMENTS**  
463,230 A \* 11/1891 Hooley ..... 434/206  
591,146 A \* 10/1897 Stannard ..... 273/155  
967,591 A \* 8/1910 Warfield ..... 434/206  
1,470,845 A \* 10/1923 Johnson ..... 434/174

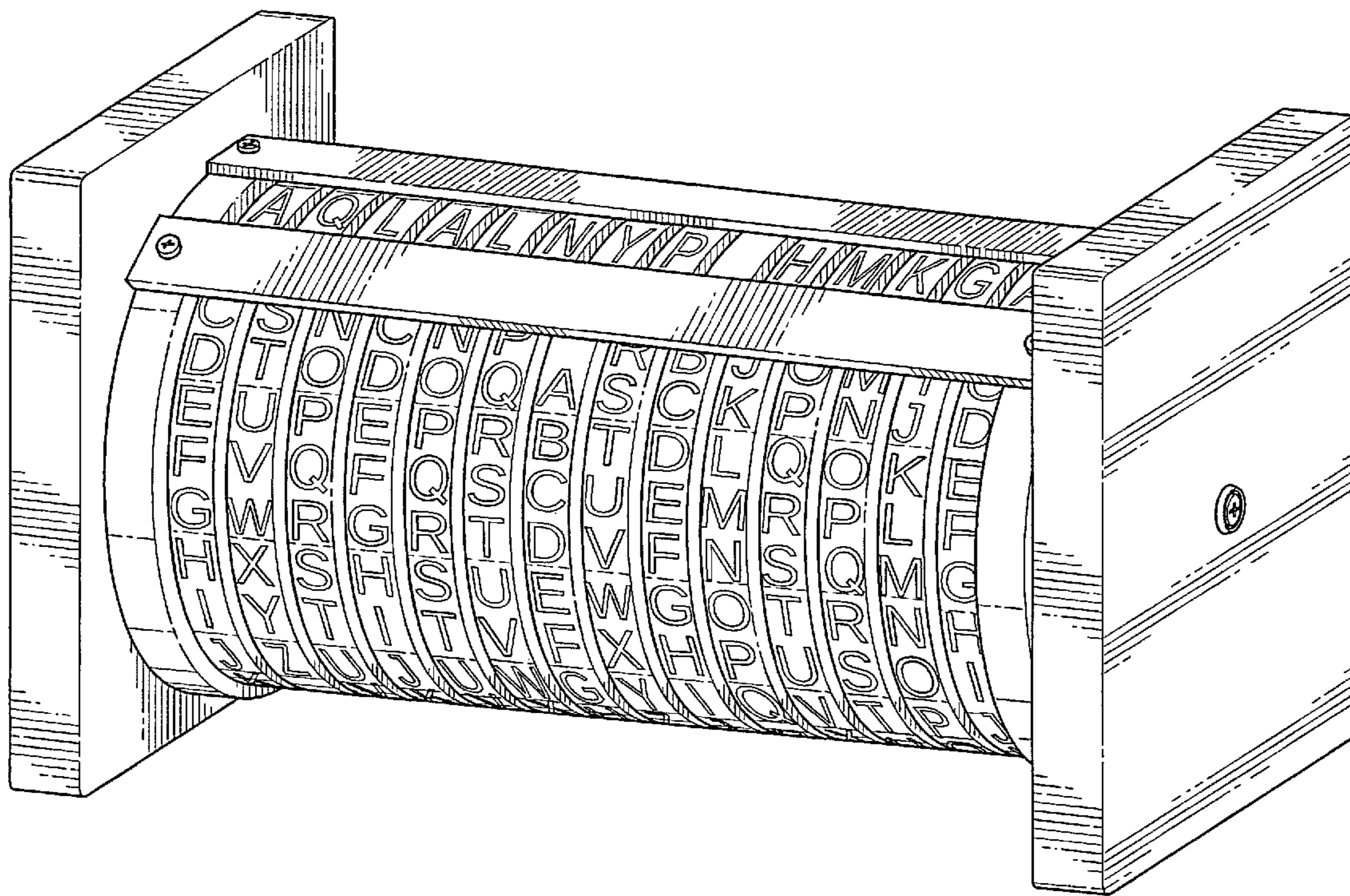
1,614,583 A *	1/1927	Zimmermann	.....	40/503
2,411,717 A *	11/1946	Fay et al.	.....	434/174
2,496,498 A *	2/1950	Shields	.....	434/174
2,554,942 A *	5/1951	Dobrowsky	.....	273/155
4,026,043 A *	5/1977	Caruso	.....	434/174
4,134,326 A *	1/1979	Hutton	.....	84/474
4,340,373 A *	7/1982	D'Andrade et al.	.....	434/174
D284,775 S *	7/1986	Akiyama	.....	D19/64
4,949,969 A *	8/1990	Johnson	.....	273/153 S
D342,547 S *	12/1993	Putman et al.	.....	D19/64
6,729,883 B1 *	5/2004	Raiche	.....	434/206
2011/0084446 A1 *	4/2011	Chan	.....	273/272

\* cited by examiner  
*Primary Examiner* — Catherine Tuttle  
(74) *Attorney, Agent, or Firm* — Daniel L. Fitch, Esq.

(57) **CLAIM**  
The ornamental design for an alpha wheel toy, as shown and described.

**DESCRIPTION**  
FIG. 1 is a top perspective view of an alpha wheel toy showing my new design;  
FIG. 2 is a top view thereof;  
FIG. 3 is a bottom view thereof;  
FIG. 4 is a left side view thereof;  
FIG. 5 is a right side view thereof;  
FIG. 6 is a front view thereof; and,  
FIG. 7 is a back view thereof.

**1 Claim, 6 Drawing Sheets**






FIG. 1

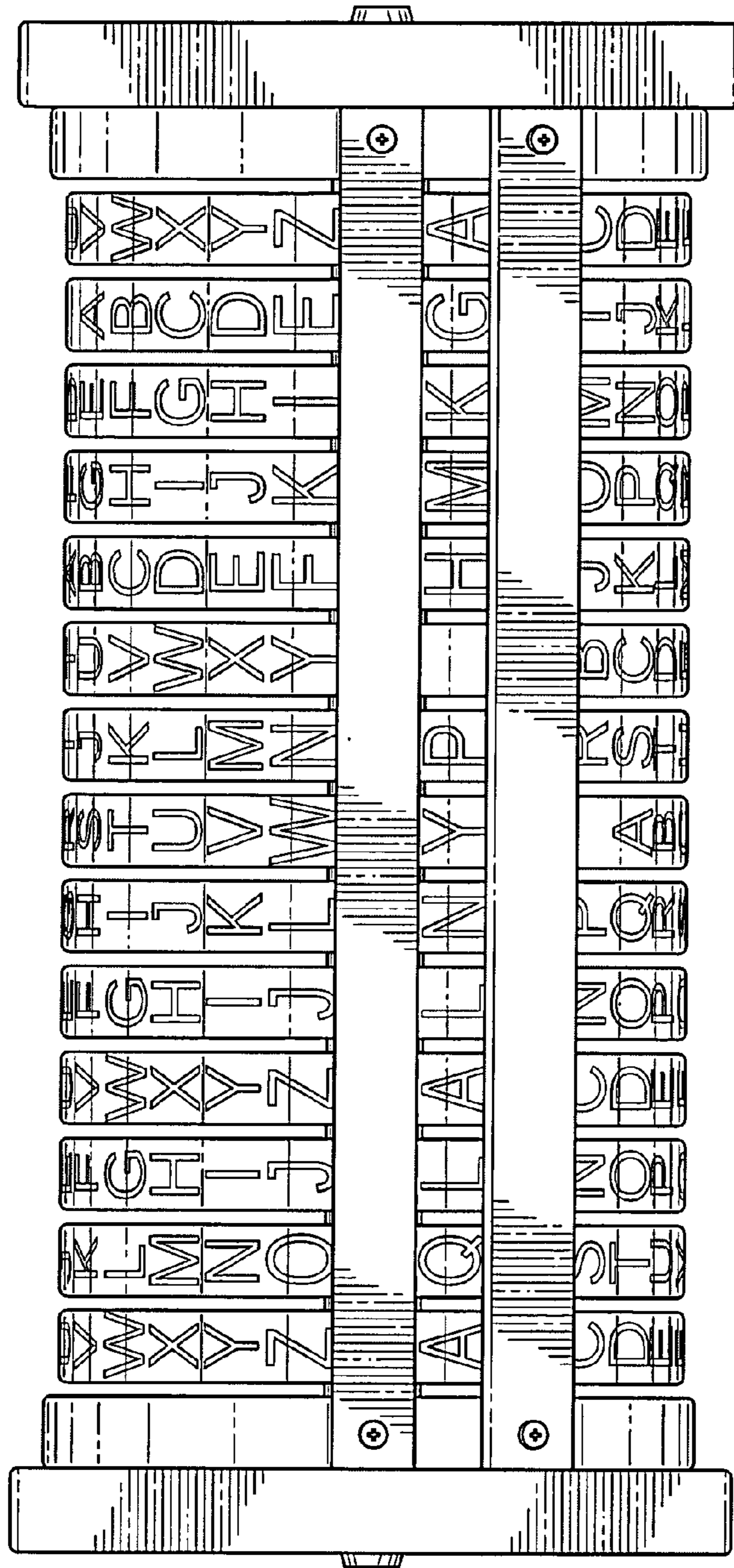


FIG. 2

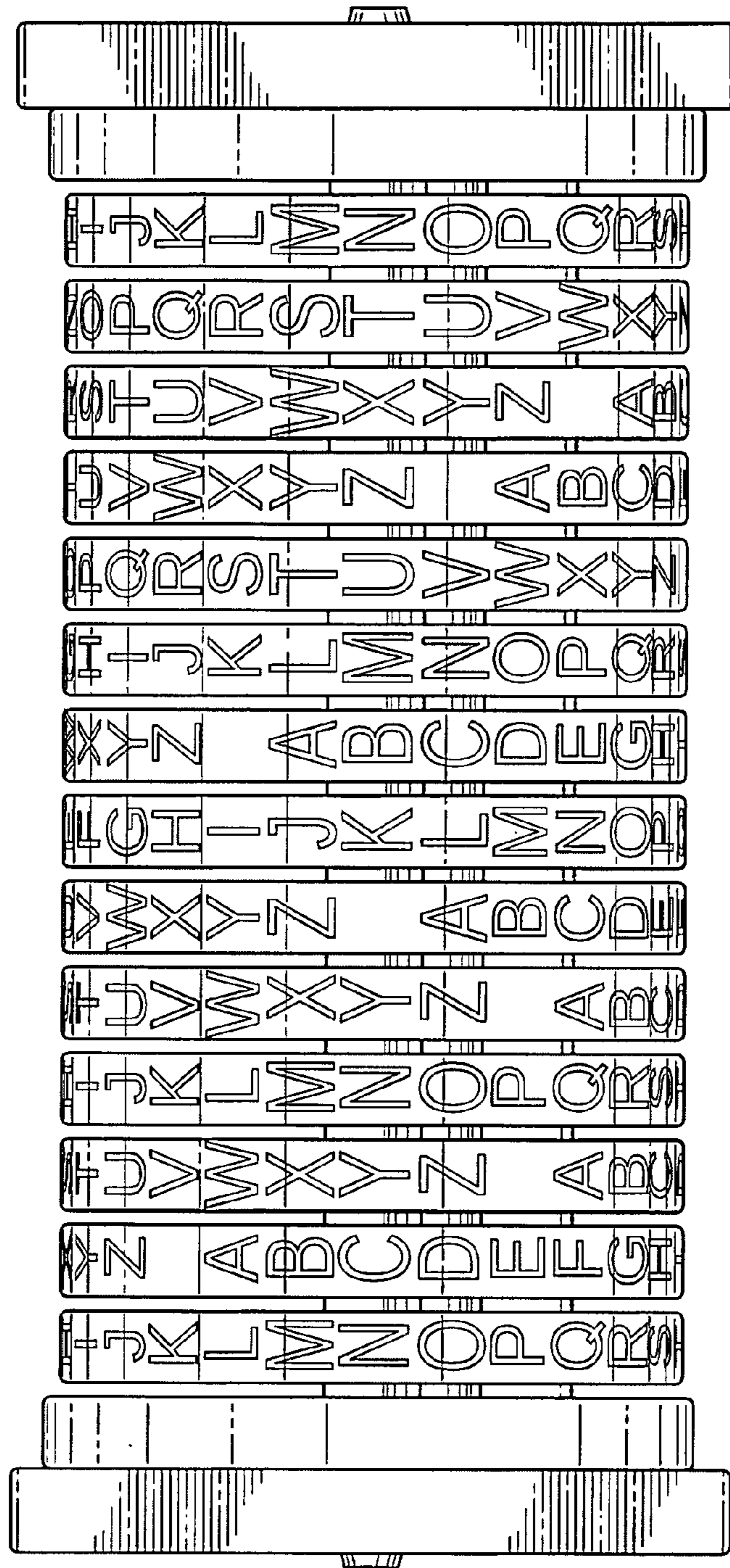


FIG. 3

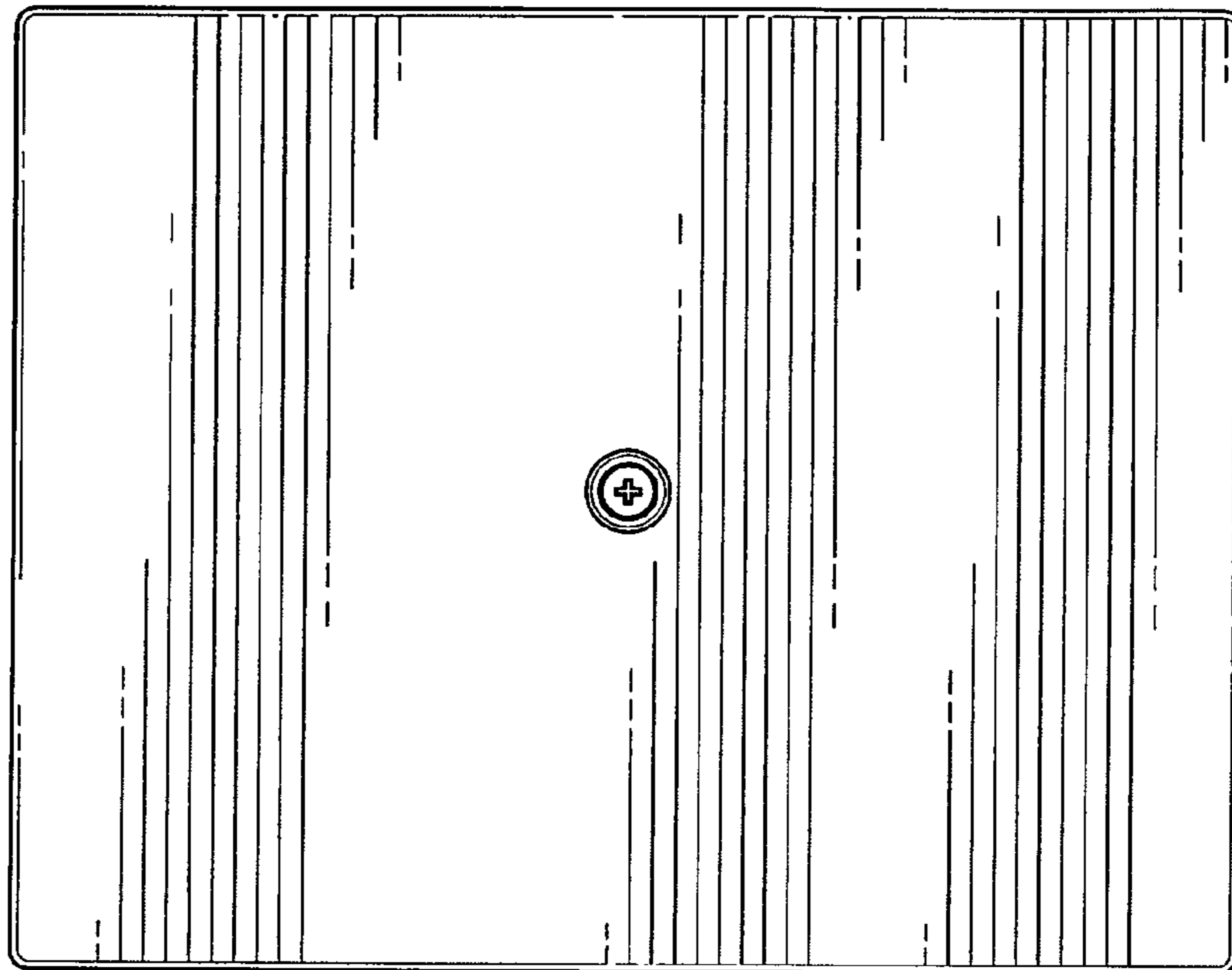


FIG. 5

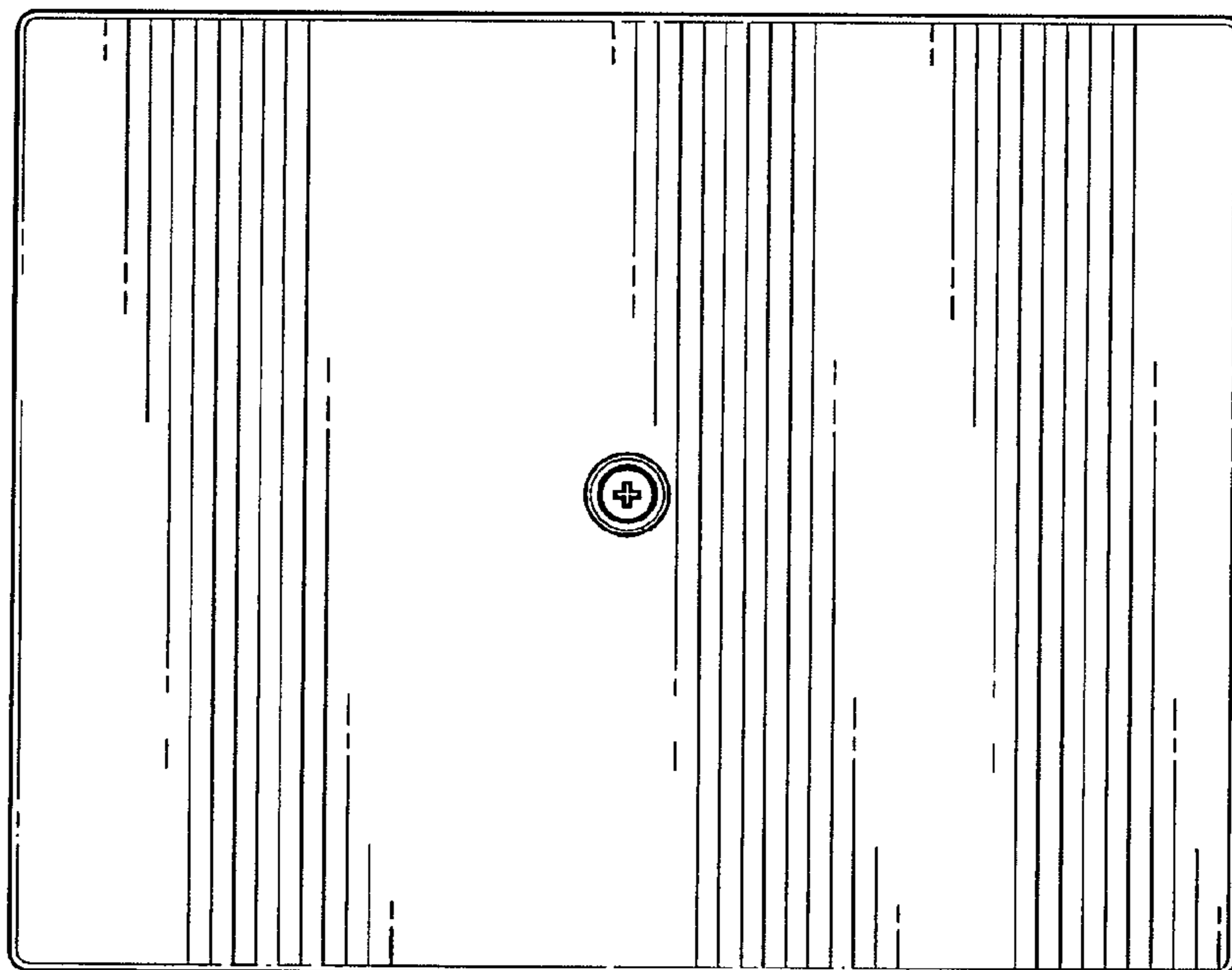


FIG. 4

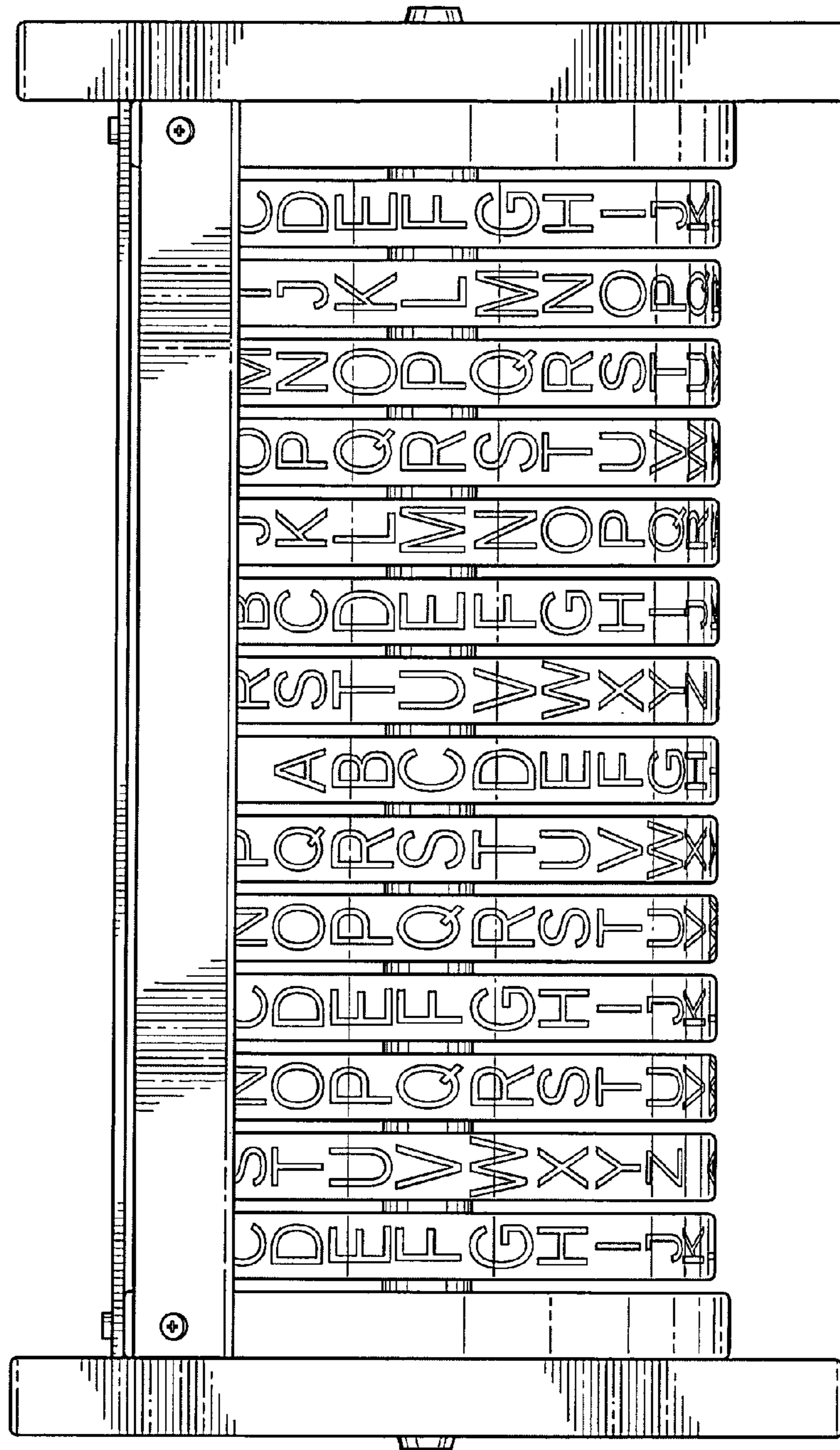


FIG. 6

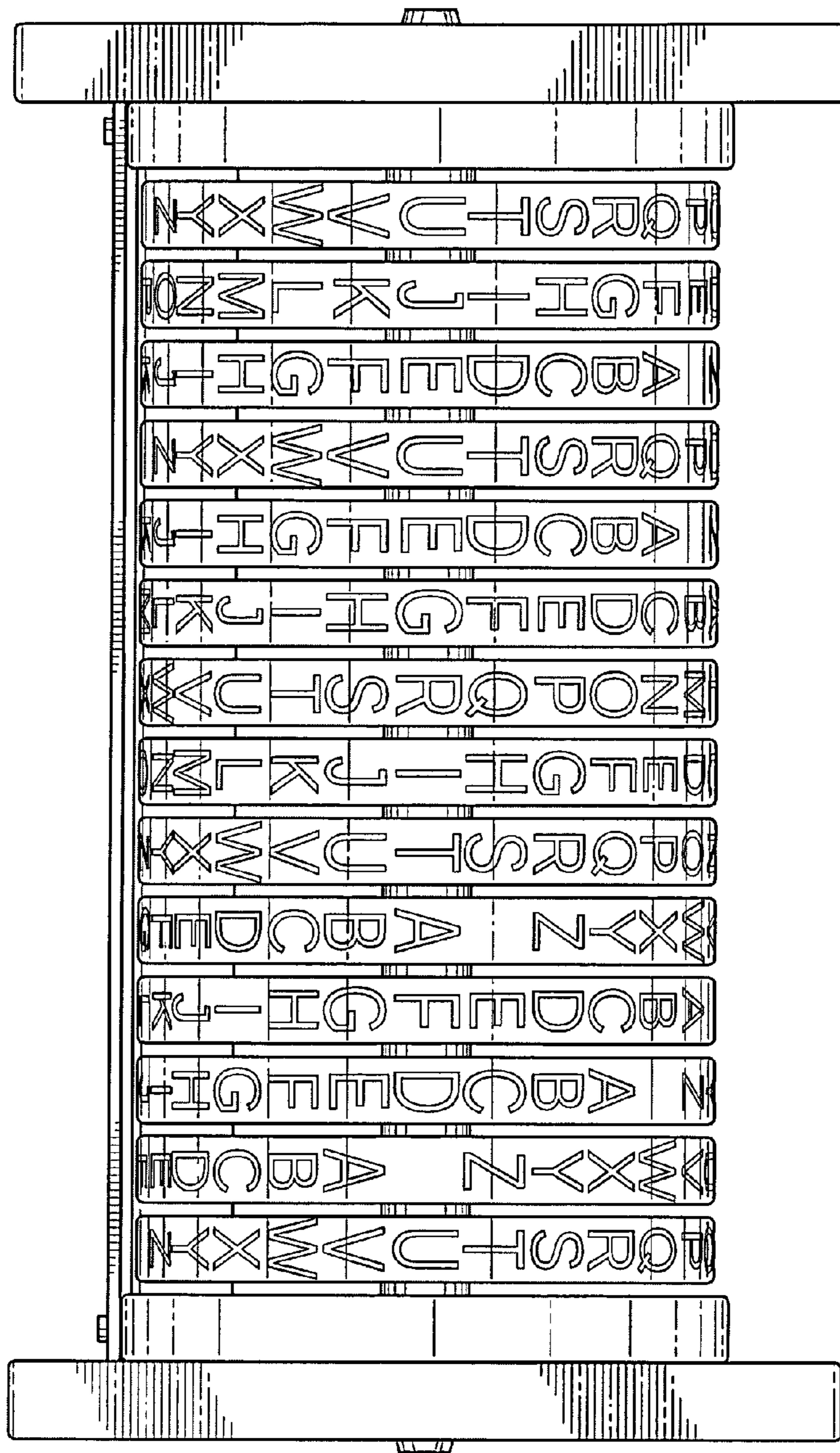


FIG. 7