



US00D710445S

(12) **United States Design Patent**  
**Wu**

(10) **Patent No.:** **US D710,445 S**

(45) **Date of Patent:** **\*\* Aug. 5, 2014**

(54) **COMBINATION BALLPOINT PEN WITH LIGHT AND MAGNIFIER**

(71) Applicant: **Liuning Wu**, Ningbo (CN)

(72) Inventor: **Liuning Wu**, Ningbo (CN)

(73) Assignee: **Ningbo Worth International Trade Co., Ltd.**, Ningbo (CN)

(\*\*) Term: **14 Years**

(21) Appl. No.: **29/446,872**

(22) Filed: **Feb. 27, 2013**

(51) **LOC (10) Cl.** ..... **19-06**

(52) **U.S. Cl.**  
USPC ..... **D19/130**

(58) **Field of Classification Search**  
USPC ..... D14/411; D19/115–186, 192–204;  
24/11 F, 11 P, 11 R; 401/52, 99–104,  
401/192, 195, 196, 198; D26/34, 38, 51  
See application file for complete search history.

(56) **References Cited**

**U.S. PATENT DOCUMENTS**

3,985,455	A	*	10/1976	Wahlberg	.....	401/30
D342,546	S	*	12/1993	Song	.....	D19/50
D366,901	S	*	2/1996	Takahashi	.....	D19/51
D418,873	S	*	1/2000	Shen	.....	D19/51
D451,548	S	*	12/2001	Banasik	.....	D19/51

D484,537	S	*	12/2003	Arita et al.	.....	D19/43
D527,049	S	*	8/2006	Bhavnani	.....	D19/36
D583,866	S	*	12/2008	Eddington et al.	.....	D19/49
D591,350	S	*	4/2009	Beyer	.....	D19/50
D591,793	S	*	5/2009	Booker	.....	D19/49
D601,190	S	*	9/2009	Liu	.....	D19/36
D613,738	S	*	4/2010	Daniel	.....	D14/346
D629,846	S	*	12/2010	Losel	.....	D19/50
D645,901	S	*	9/2011	Csokmay	.....	D19/55
D647,964	S	*	11/2011	Wang et al.	.....	D19/50
D648,383	S	*	11/2011	Armstead	.....	D19/36

\* cited by examiner

*Primary Examiner* — Elizabeth Albert

(74) *Attorney, Agent, or Firm* — Thomas I. Rozsa

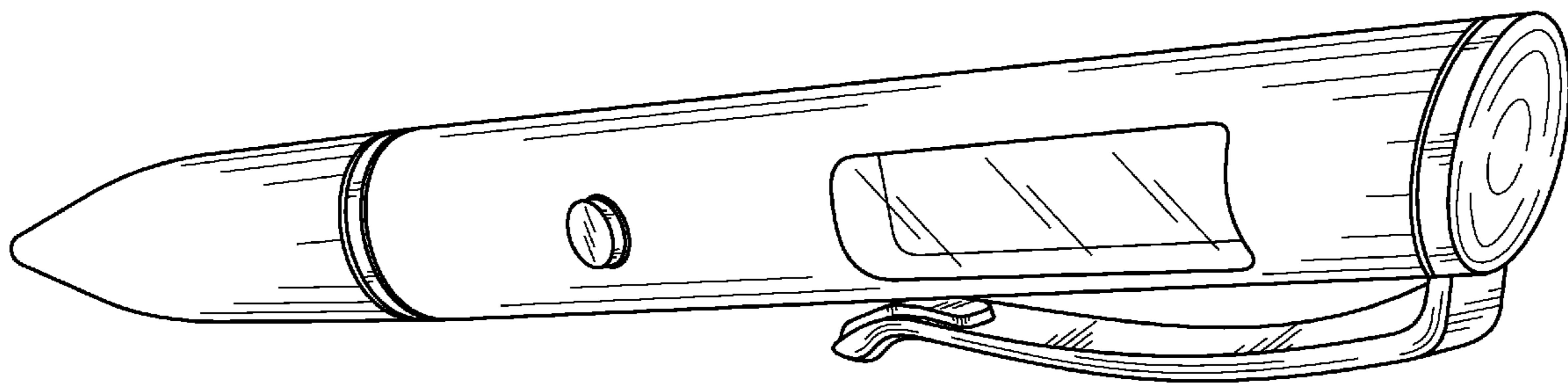
(57) **CLAIM**

The ornamental design for a combination ballpoint pen with light and magnifier, as shown and described.

**DESCRIPTION**

FIG. 1 is a front perspective view of the combination ballpoint pen with light and magnifier, showing my new design;  
FIG. 2 is a side perspective view thereof;  
FIG. 3 is a front view thereof;  
FIG. 4 is a rear view thereof;  
FIG. 5 is a left side view thereof;  
FIG. 6 is a right side view thereof;  
FIG. 7 is a top view thereof; and,  
FIG. 8 is a bottom view thereof.

**1 Claim, 5 Drawing Sheets**



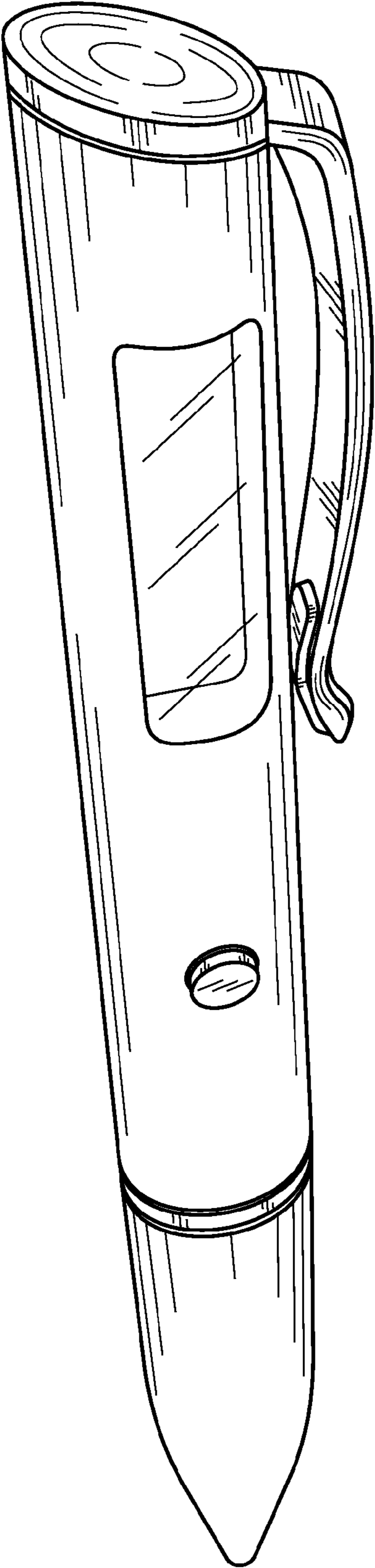


FIG. 1

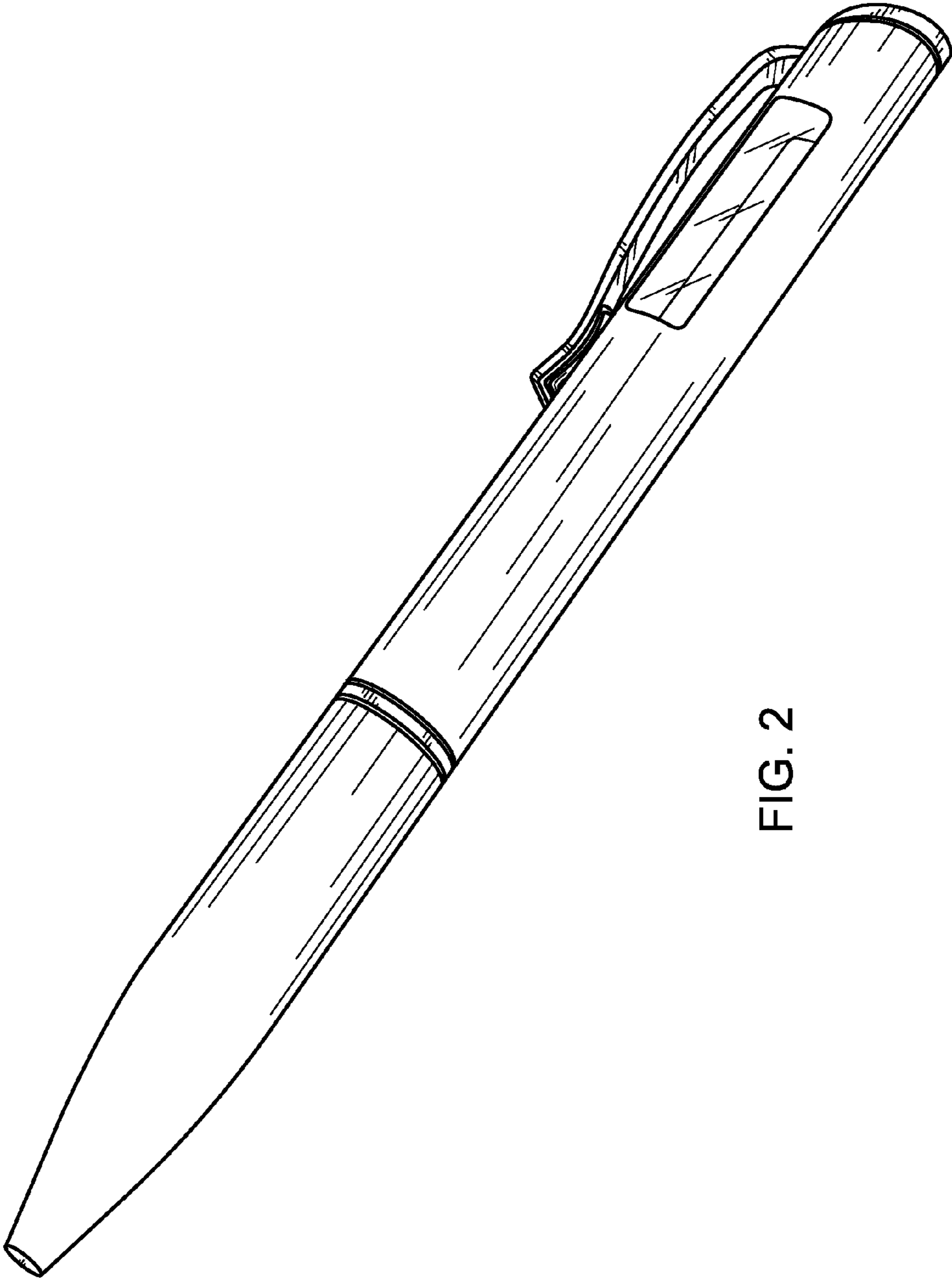


FIG. 2

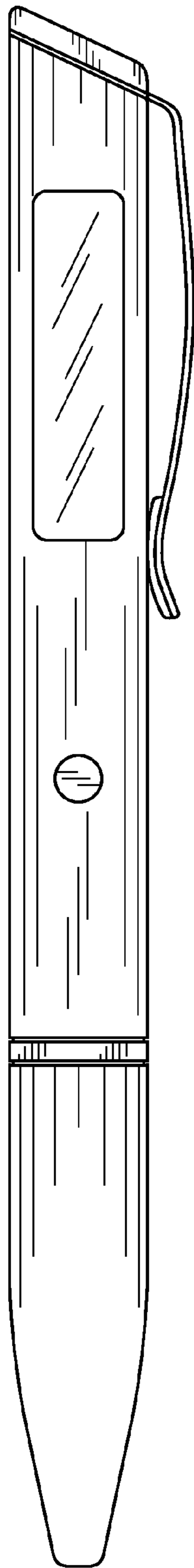


FIG. 3

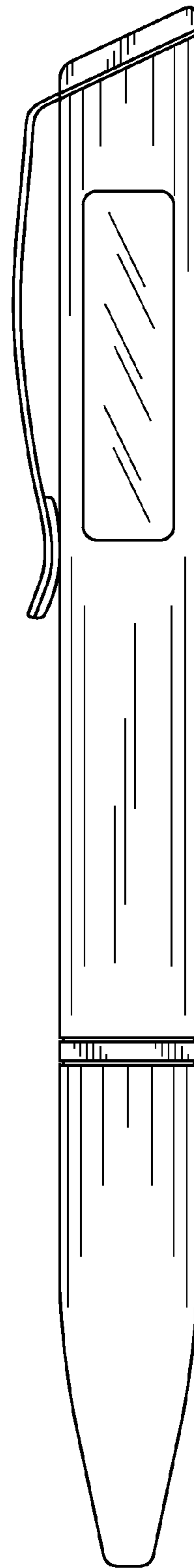


FIG. 4

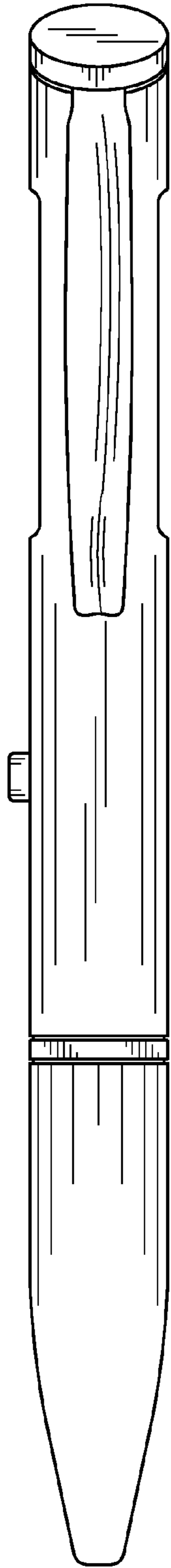


FIG. 5

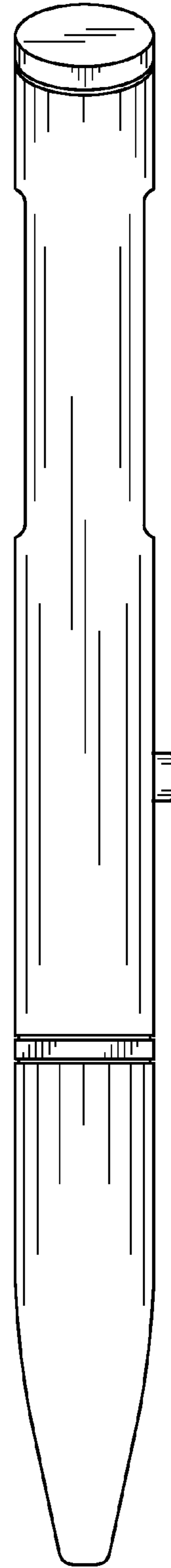


FIG. 6

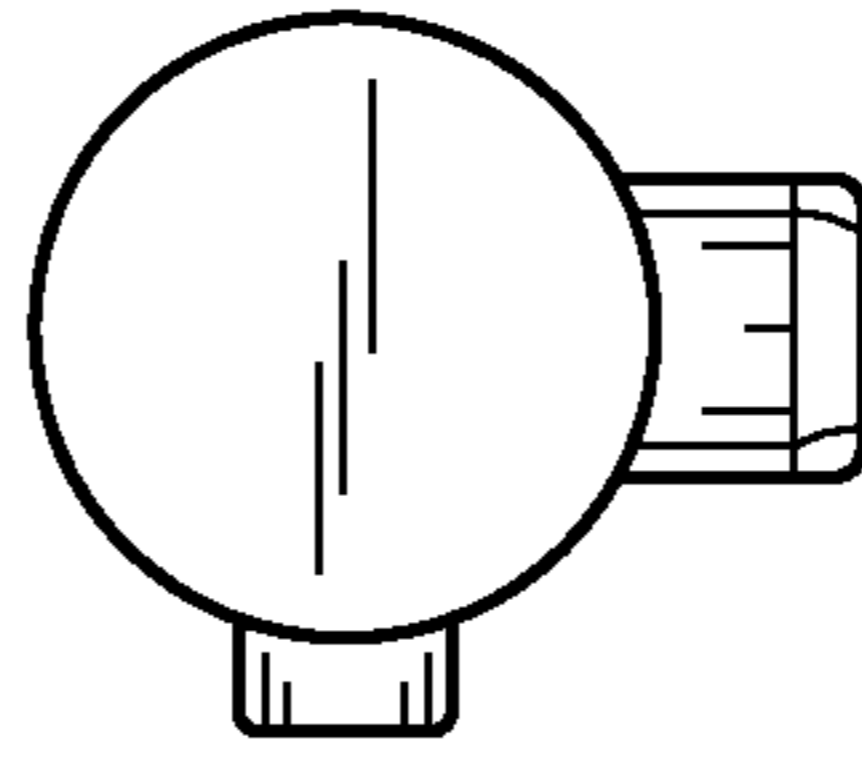


FIG. 7

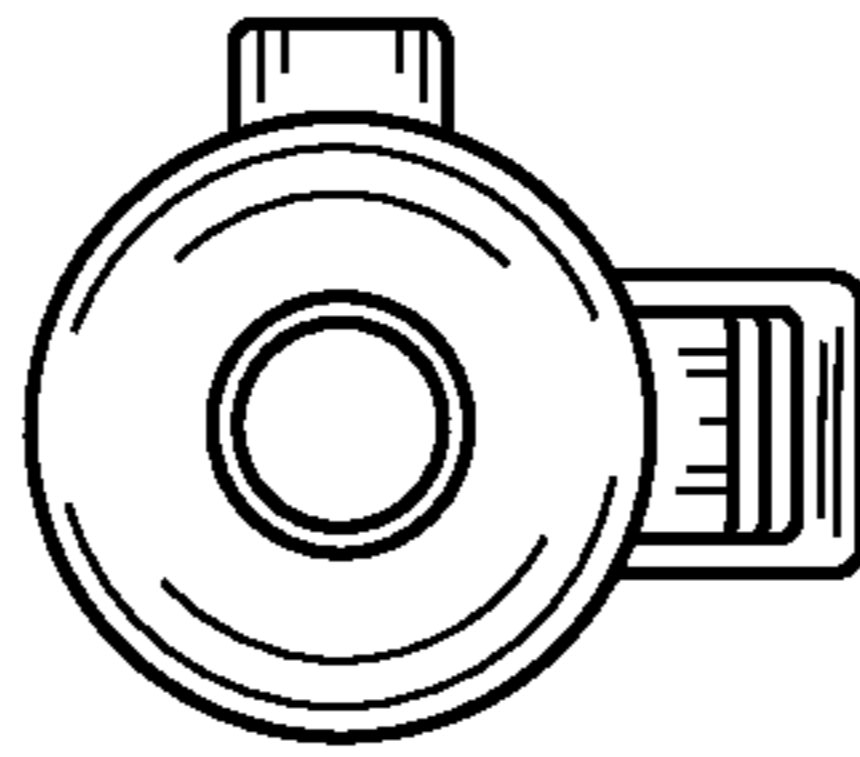


FIG. 8