



US00D710443S

(12) **United States Design Patent**
Stravitz

(10) **Patent No.:** **US D710,443 S**

(45) **Date of Patent:** **** Aug. 5, 2014**

(54) **HOLDER**

(71) Applicant: **David M. Stravitz**, New York, NY (US)

(72) Inventor: **David M. Stravitz**, New York, NY (US)

(73) Assignee: **Block and Company, Inc.**, Wheeling, IL (US)

(**) Term: **14 Years**

(21) Appl. No.: **29/475,433**

(22) Filed: **Dec. 3, 2013**

(51) **LOC (10) Cl.** **19-02**

(52) **U.S. Cl.**
USPC **D19/90**

(58) **Field of Classification Search**

CPC A47F 7/147; A47F 5/0025
USPC D3/304, 307; D6/513, 553, 567;
D19/86, 90, 91; 206/215, 425; 211/55,
211/88.01

See application file for complete search history.

(56) **References Cited**

U.S. PATENT DOCUMENTS

D257,924 S *	1/1981	Rabig	D6/573
D301,101 S *	5/1989	Meyer	D6/567
4,955,488 A *	9/1990	Nicoll	211/88.01
D310,925 S *	10/1990	Mervar et al.	D6/567
D313,310 S *	1/1991	Kotkas	D3/265
5,016,760 A *	5/1991	Mayo	211/55
D327,197 S *	6/1992	Belokin et al.	D6/567
D332,971 S *	2/1993	Evenson	D19/90
D337,011 S *	7/1993	Duffy et al.	D6/513
5,344,030 A *	9/1994	Evenson	211/55
5,615,781 A *	4/1997	Janssen	211/50
D391,990 S *	3/1998	Wolff	D19/78
6,092,672 A *	7/2000	Harris et al.	211/11
D443,436 S *	6/2001	Harada et al.	D6/407

D485,307 S *	1/2004	Sheldon et al.	D19/90
D486,185 S *	2/2004	Sheldon et al.	D19/90
D498,264 S *	11/2004	Chen et al.	D19/90
D504,468 S *	4/2005	Chen et al.	D19/90
D504,469 S *	4/2005	Chen et al.	D19/90
6,938,765 B2 *	9/2005	Awad	206/354
D548,282 S *	8/2007	Chen et al.	D19/90
D573,653 S *	7/2008	Chen et al.	D19/90
D585,496 S *	1/2009	Chen et al.	D19/90
D592,434 S *	5/2009	Thompson et al.	D6/553
D606,347 S *	12/2009	Berry	D6/553
D636,198 S *	4/2011	Gibbs	D6/513
D644,814 S *	9/2011	Clarke	D99/33
D645,088 S *	9/2011	Perkins	D19/90
D653,601 S *	2/2012	Stroud et al.	D12/416
8,157,109 B2 *	4/2012	Zu	211/55
D689,550 S *	9/2013	Rodgers	D19/90
D699,973 S *	2/2014	Pan et al.	D6/553

* cited by examiner

Primary Examiner — Elizabeth Albert

(74) *Attorney, Agent, or Firm* — Holtz, Holtz, Goodman & Chick PC

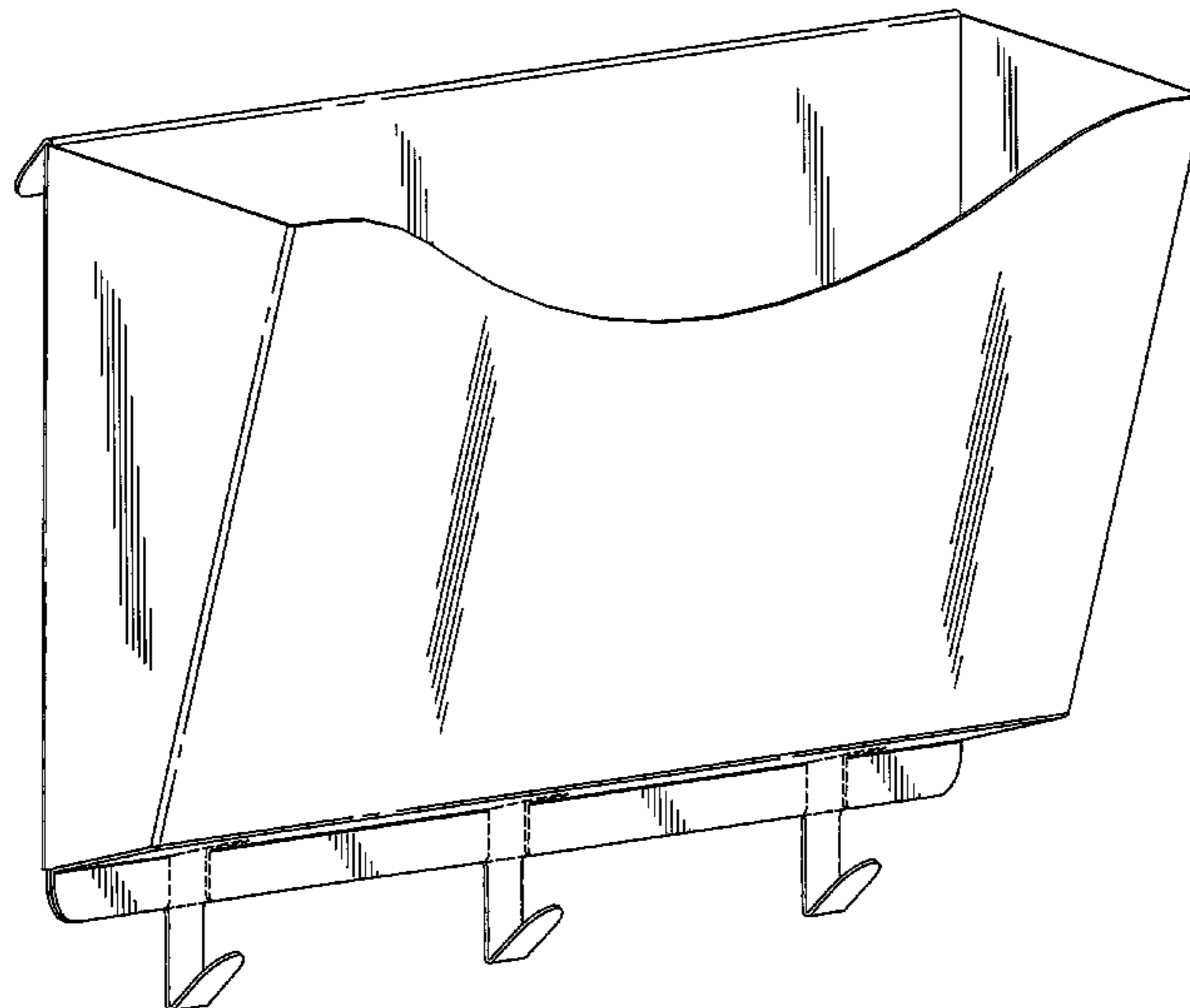
(57) **CLAIM**

The ornamental design for a holder, as shown and described.

DESCRIPTION

FIG. 1 is a top, front, left side perspective view of a first embodiment of a holder showing my new design; FIG. 2 is a bottom, rear, left side perspective view thereof; FIG. 3 is a top plan view thereof; FIG. 4 is a bottom plan view thereof; FIG. 5 is a front elevational view thereof; FIG. 6 is a rear elevational view thereof; FIG. 7 is a left side elevational view thereof; and, FIG. 8 is a right side elevational view thereof. The broken lines in the drawings are shown for the purpose of including portions that form no part of the claimed design.

1 Claim, 6 Drawing Sheets



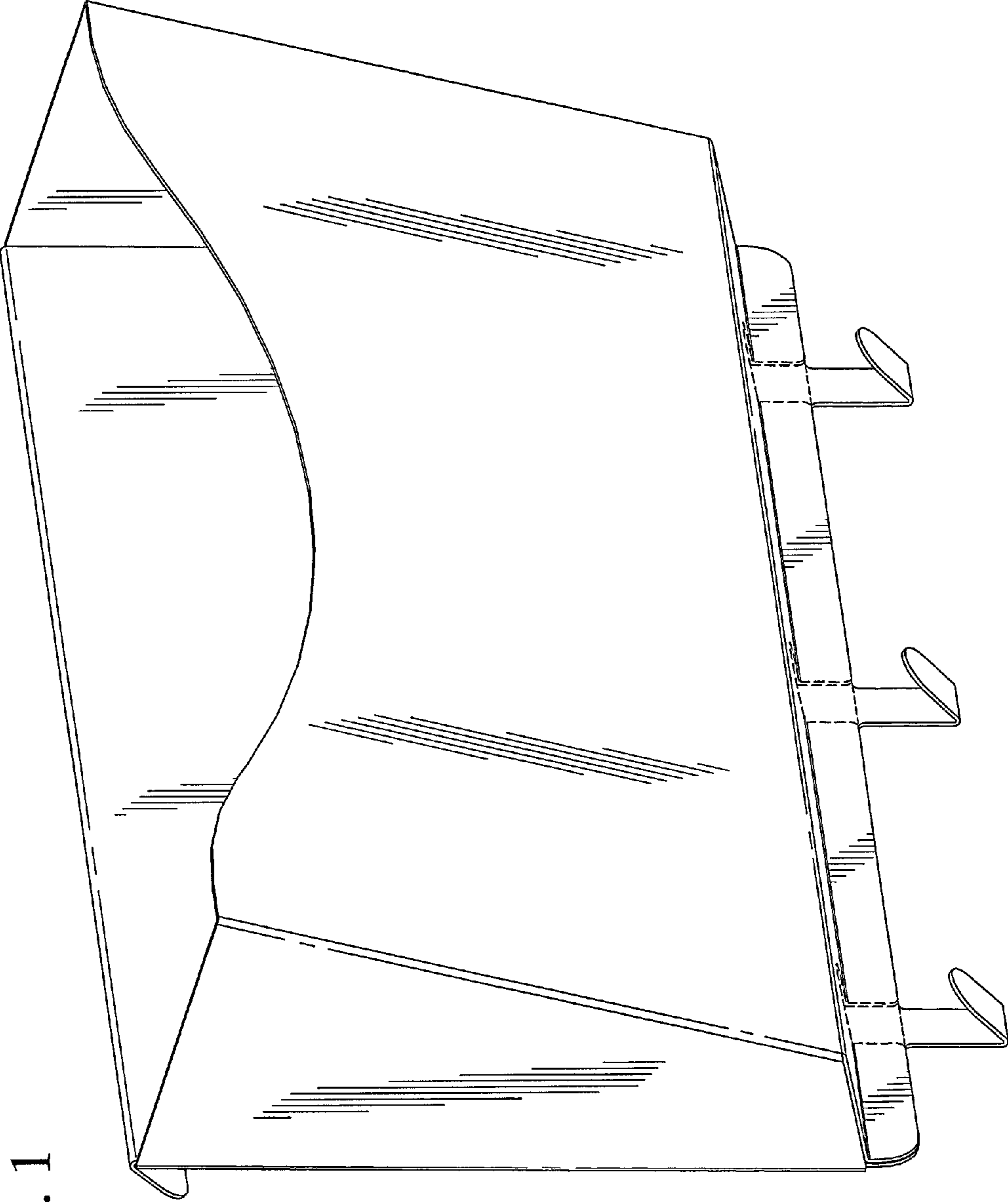


FIG. 1

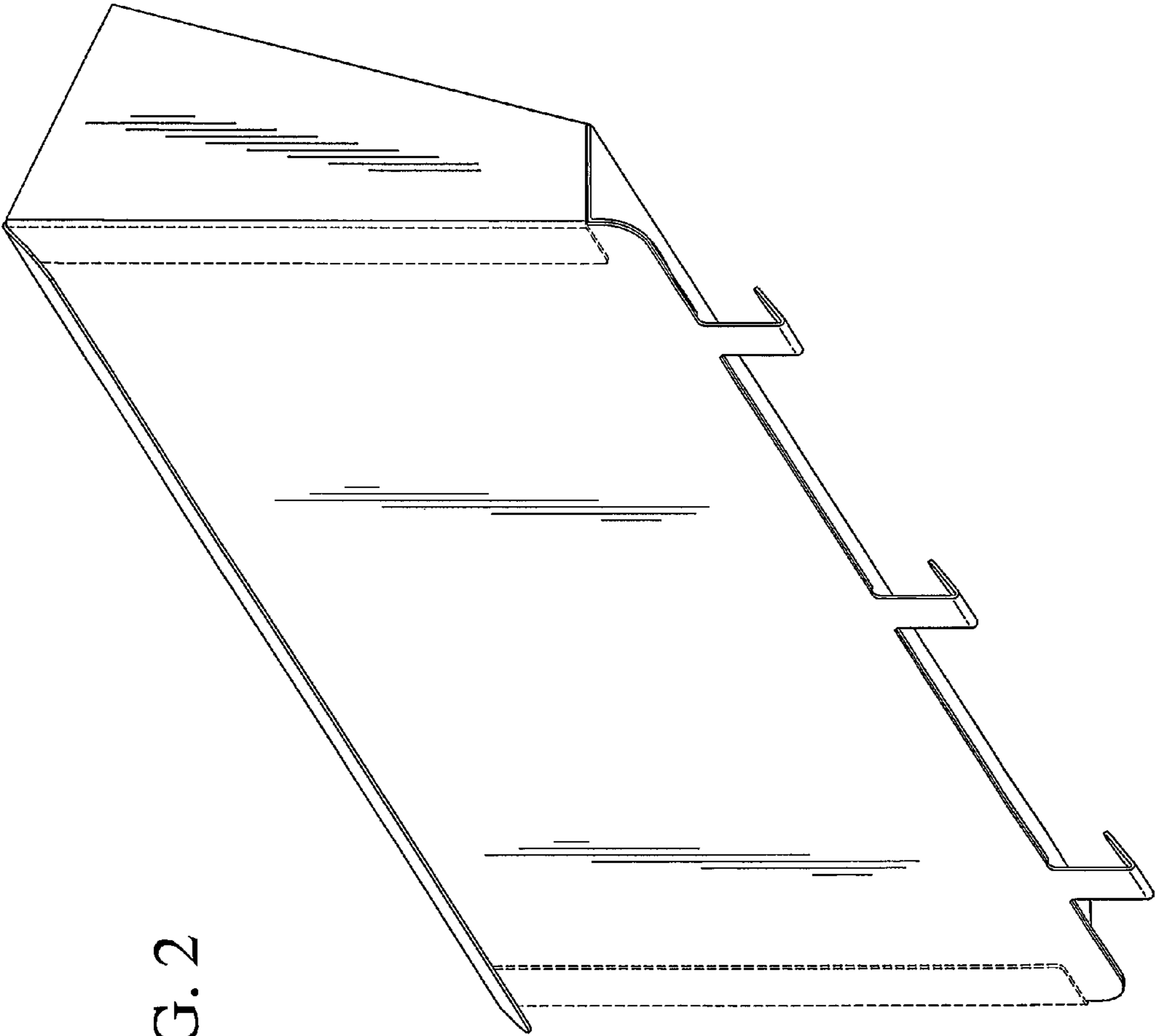


FIG. 2

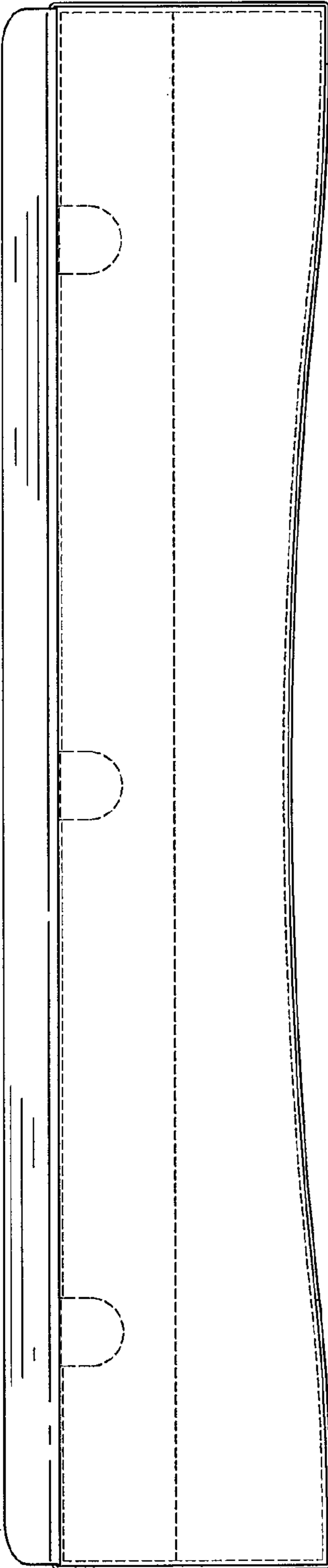


FIG. 3

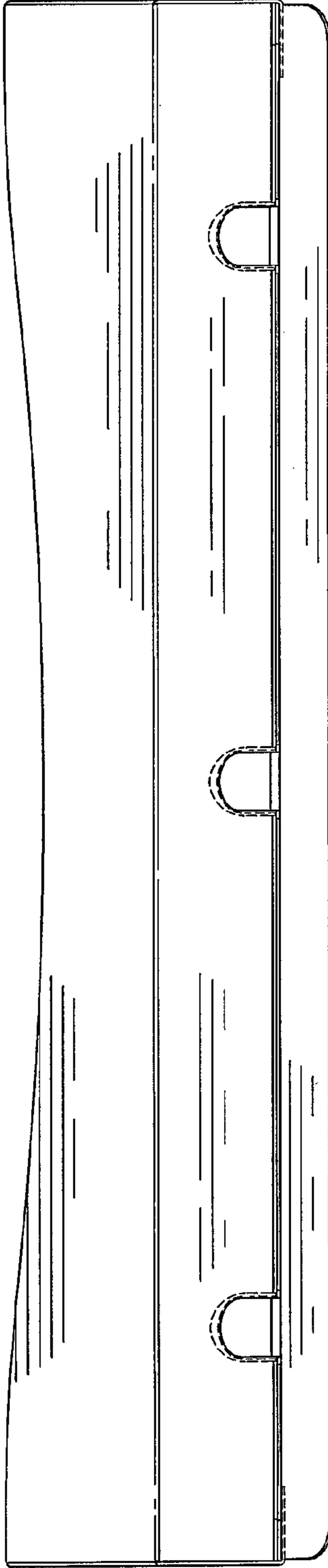


FIG. 4

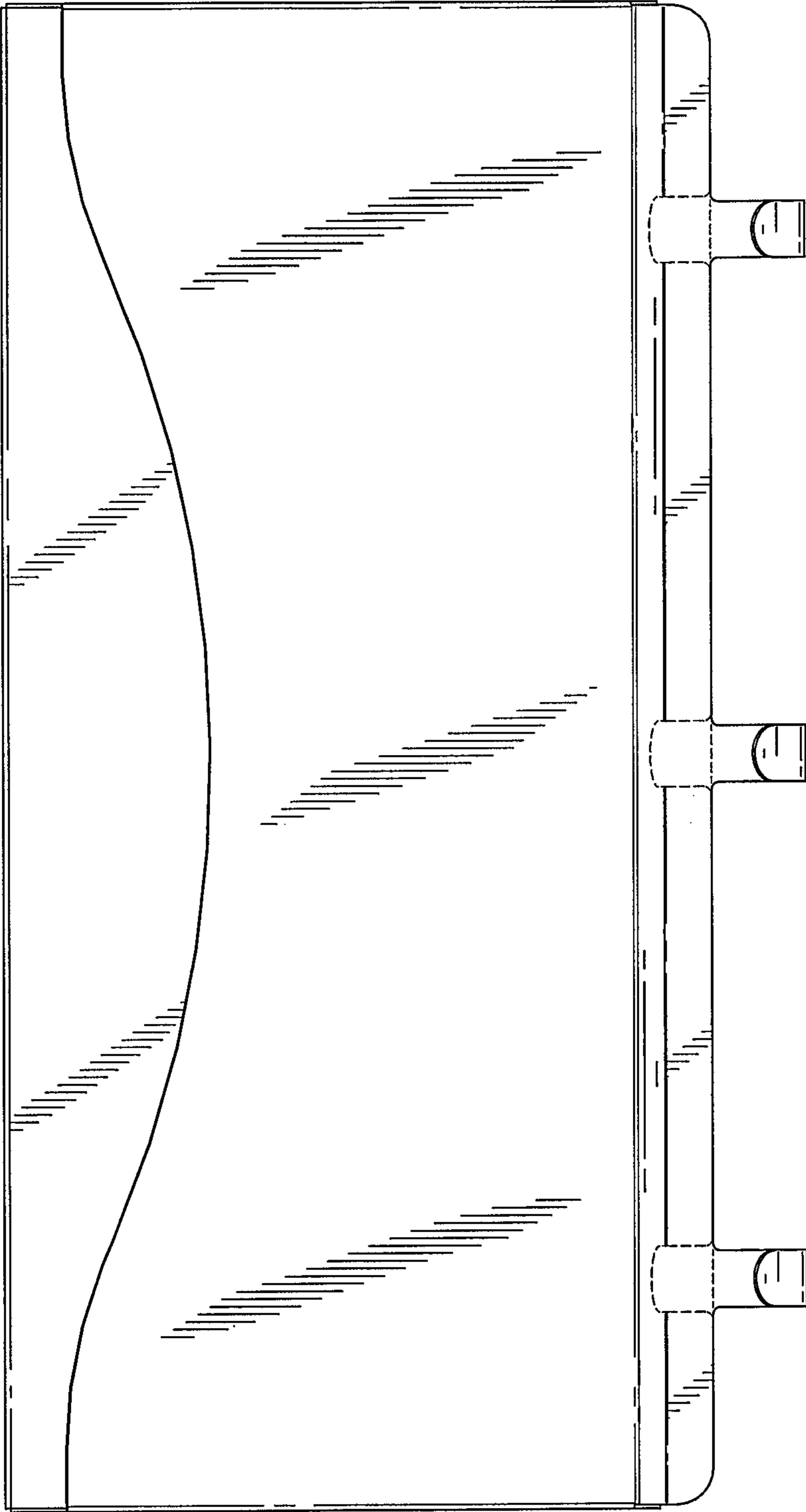


FIG. 5

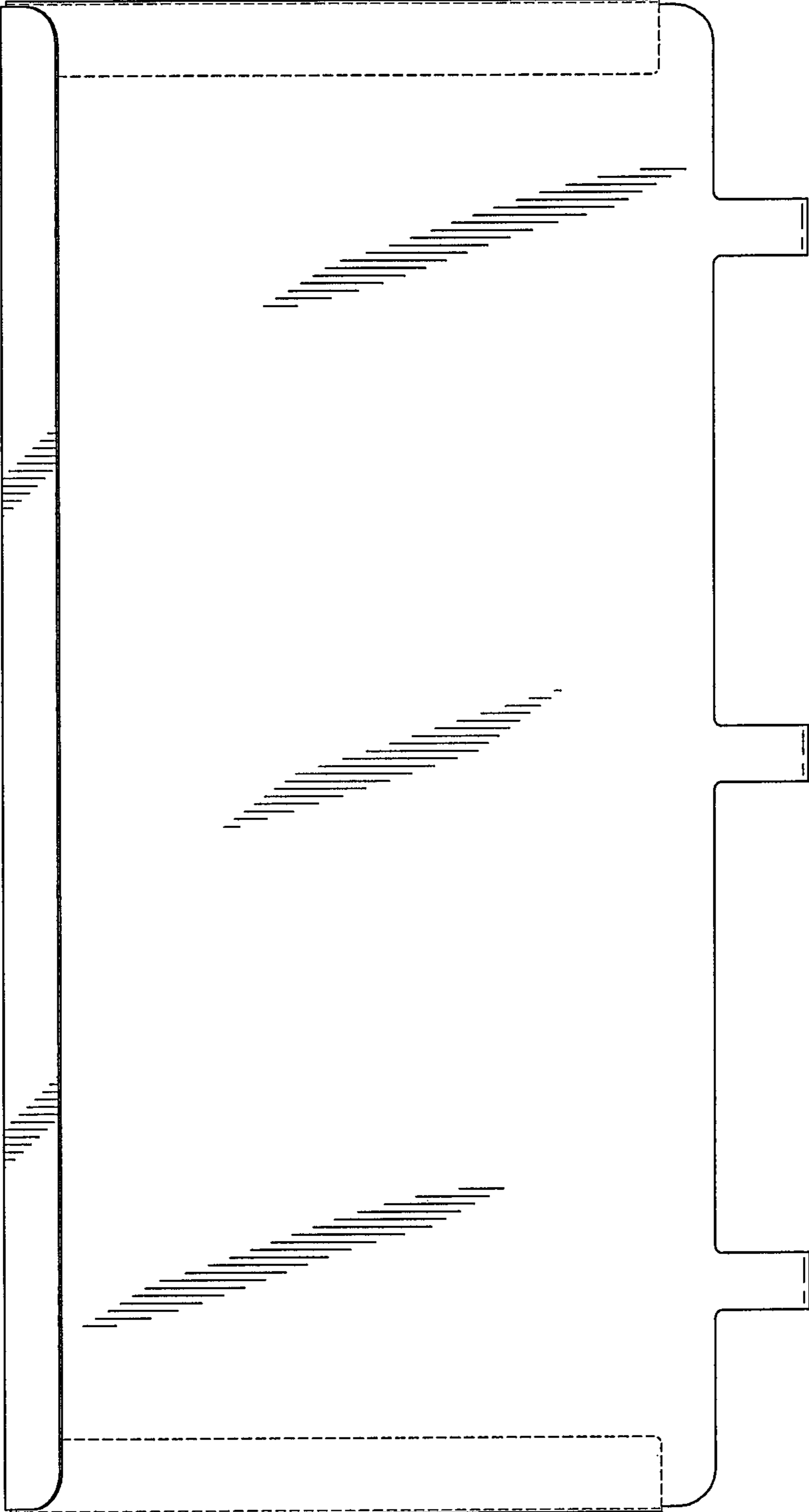


FIG. 6

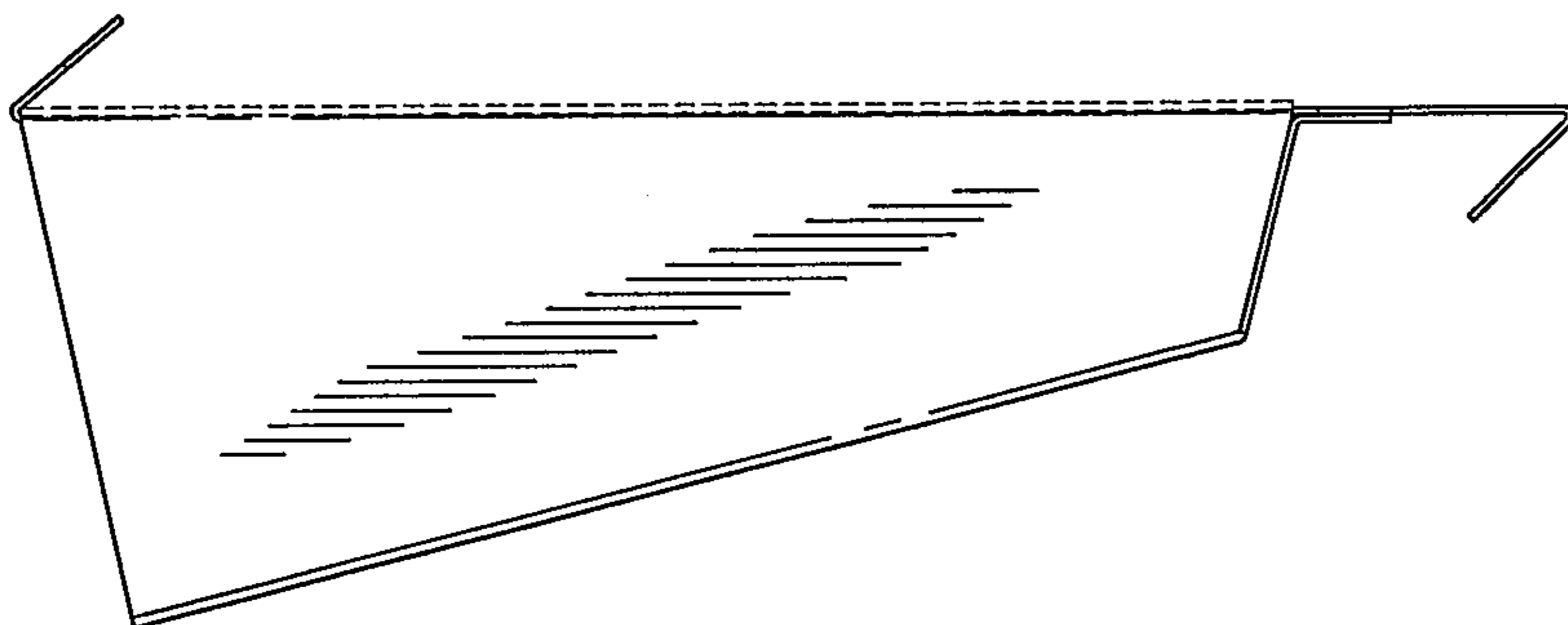


FIG. 8

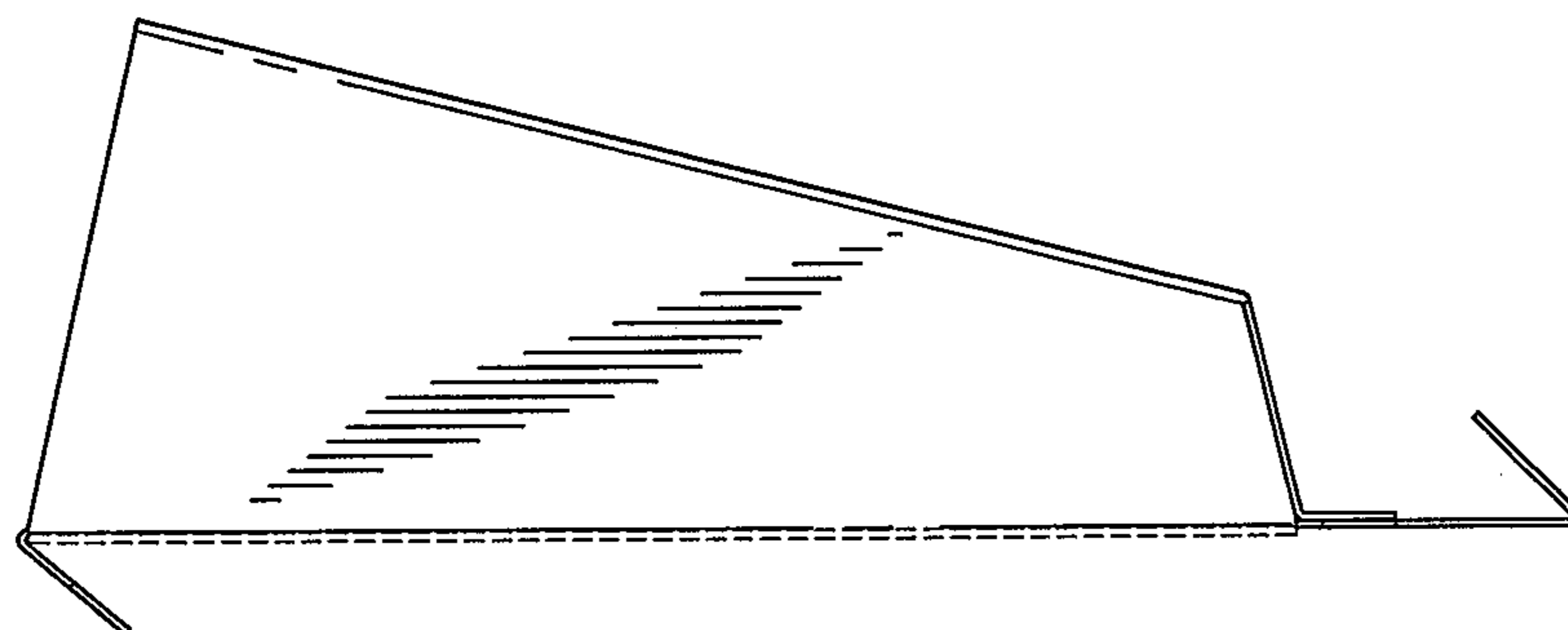


FIG. 7