



US00D710439S

(12) **United States Design Patent**  
**Canaday et al.**

(10) **Patent No.:** **US D710,439 S**  
(45) **Date of Patent:** **\*\* Aug. 5, 2014**

- (54) **FINANCIAL TRANSACTION CARD**
- (71) Applicant: **Homer TLC, Inc.**, Wilmington, DE (US)
- (72) Inventors: **Jessica Canaday**, Smyrna, GA (US);  
**Nichole A. Flynn**, Park Ridge, IL (US)
- (73) Assignee: **Homer TLC, Inc.**, Wilmington, DE (US)
- (\*\*) Term: **14 Years**
- (21) Appl. No.: **29/460,908**
- (22) Filed: **Jul. 16, 2013**
- (51) **LOC (10) Cl.** ..... **19-08**
- (52) **U.S. Cl.**  
USPC ..... **D19/10**
- (58) **Field of Classification Search**  
USPC ..... D19/1-12, 20-34, 100;  
40/124.01-124.15, 672, 661, 726, 776,  
40/617; 283/72, 74-75, 103, 105-117, 82,  
283/70, 94, 81, 904; 206/449, 815;  
D21/385; D20/10, 22, 27, 40, 42, 11;  
D14/435-437; 235/380-382, 487, 493,  
235/488; D6/613, 583  
See application file for complete search history.

- D569,423 S \* 5/2008 Lasch et al. .... D19/9
- D573,182 S \* 7/2008 Ricketts et al. .... D19/10
- D602,522 S \* 10/2009 Field et al. .... D19/10
- D602,986 S \* 10/2009 Skelding et al. .... D19/9
- D613,793 S \* 4/2010 Winter ..... D19/10
- D622,315 S \* 8/2010 Skelding et al. .... D19/10
- D636,020 S \* 4/2011 Antonio ..... D19/9
- D636,021 S \* 4/2011 Antonio ..... D19/10
- D643,064 S \* 8/2011 Skelding et al. .... D19/10

\* cited by examiner

*Primary Examiner* — Caron D Veynar

*Assistant Examiner* — Abraham Bahta

(74) *Attorney, Agent, or Firm* — Fulbright & Jaworski LLP

(57) **CLAIM**

The ornamental design for a financial transaction card, as shown and described.

**DESCRIPTION**

FIG. 1 is a front perspective view of the financial transaction card showing our new design; and, FIG. 2 is a front view of the financial transaction card shown in FIG. 1.


The broken lines shown on the front surface of the transaction card form no part of the claimed design. The back surface of the transaction card, which is not shown in the figures or otherwise described in the specification, forms no part of the claimed design.

(56) **References Cited**

U.S. PATENT DOCUMENTS

- D526,012 S \* 8/2006 Dorr et al. .... D19/9
- D554,180 S \* 10/2007 Qvale ..... D19/9

**1 Claim, 1 Drawing Sheet**






FIG. 1




FIG. 2