



US00D710436S

(12) **United States Design Patent**
Claypool

(10) **Patent No.:** **US D710,436 S**

(45) **Date of Patent:** **** Aug. 5, 2014**

(54) **GUITAR**

(71) Applicant: **Leslie Edward Claypool**, Sebastopol,
CA (US)

(72) Inventor: **Leslie Edward Claypool**, Sebastopol,
CA (US)

(**) Term: **14 Years**

(21) Appl. No.: **29/469,179**

(22) Filed: **Oct. 8, 2013**

(51) **LOC (10) Cl.** **17-03**

(52) **U.S. Cl.**
USPC **D17/14**

(58) **Field of Classification Search**
USPC D17/14, 18, 19, 20, 21, 99; 84/267,
84/268, 290, 291, 292, 293, 297 R, 298,
84/304, 307, 314 R, 314 N, 453, 327
See application file for complete search history.

(56) **References Cited**

U.S. PATENT DOCUMENTS

D269,186 S *	5/1983	Wilson et al.	D17/14
D269,437 S *	6/1983	Wilson et al.	D17/14
D269,523 S *	6/1983	Burge	D17/14
D526,000 S *	8/2006	Stewart	D17/14
D529,070 S *	9/2006	Blake	D17/20
D606,594 S *	12/2009	Guinchard et al.	D21/324

D625,753 S *	10/2010	Hoffman	D17/14
D629,836 S *	12/2010	Hoffman	D17/14
D637,190 S *	5/2011	McGuire et al.	D14/400
D641,035 S *	7/2011	Opatik	D17/14
D646,682 S *	10/2011	Lim et al.	D14/400
D662,539 S *	6/2012	Mohajerin	D17/14
D667,485 S *	9/2012	Nixon	D17/14

* cited by examiner

Primary Examiner — Rashida Johnson

(74) *Attorney, Agent, or Firm* — Larson & Larson, P.A.;
Frank Liebenow; Justin P. Miller

(57) **CLAIM**

I claim the ornamental design for a guitar, as shown and described.

DESCRIPTION

FIG. 1 is a front perspective view of the guitar showing my new design;

FIG. 2 is an enlarged, sectional, front perspective view showing the head of the guitar;

FIG. 3 is a front elevation view thereof;

FIG. 4 is a rear elevation view thereof;

FIG. 5 is a left side elevation view thereof;


FIG. 6 is a right side elevation view thereof;

FIG. 7 is a top plan view thereof; and,

FIG. 8 is a bottom plan view thereof.

Throughout the views, the broken lines represent the portions of the guitar, which form no part of the claimed design.

1 Claim, 5 Drawing Sheets



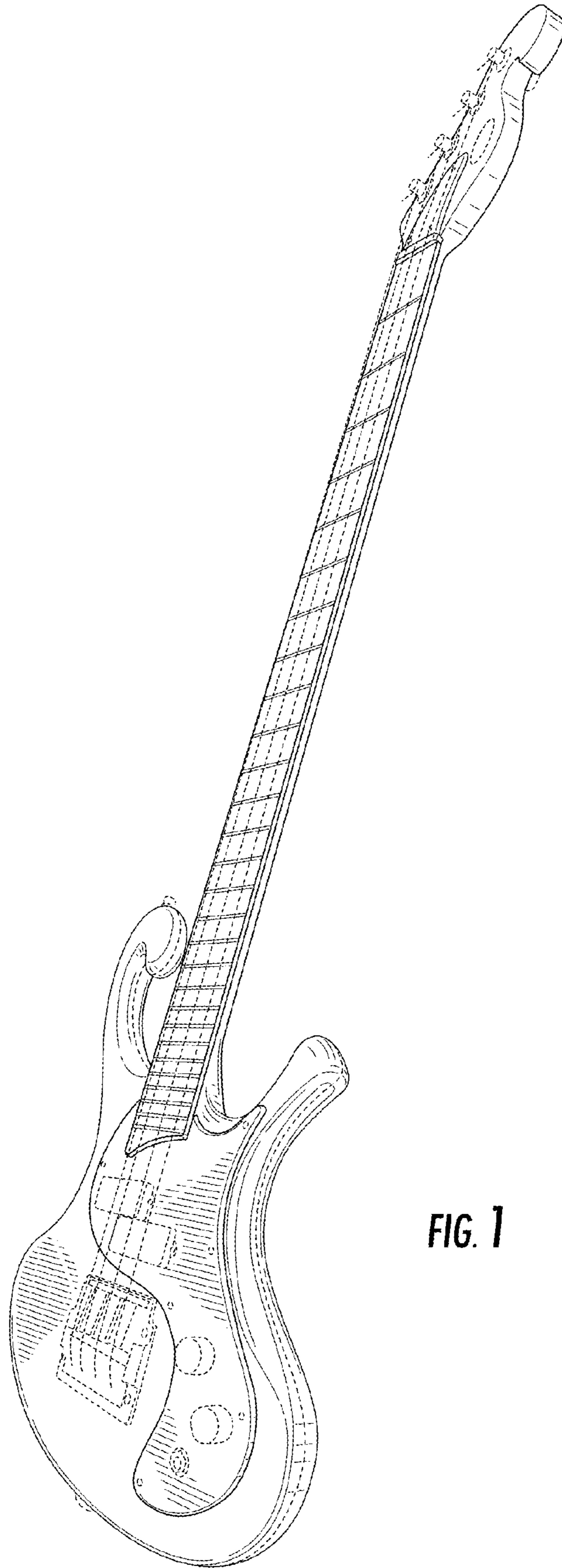


FIG. 1

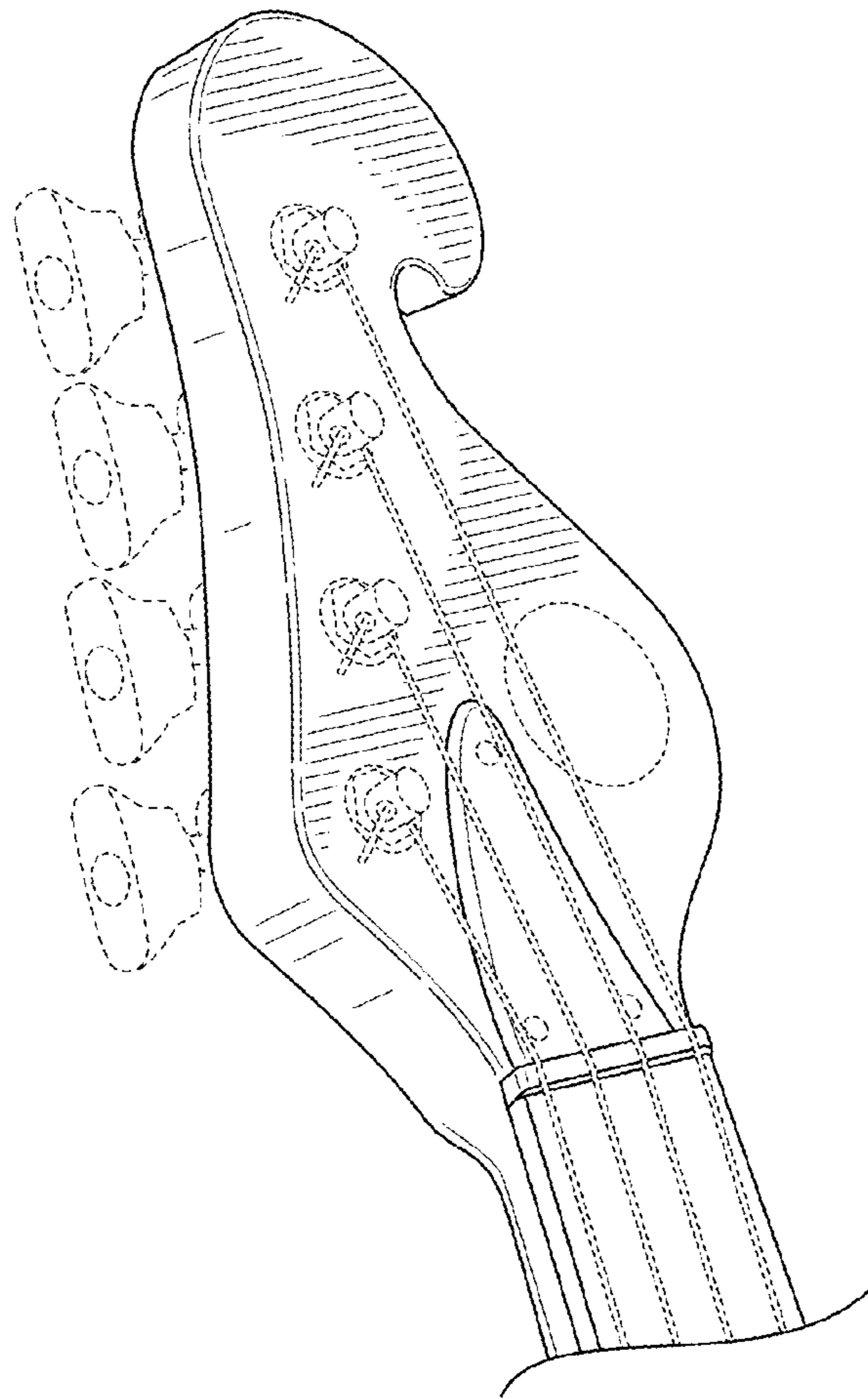


FIG. 2

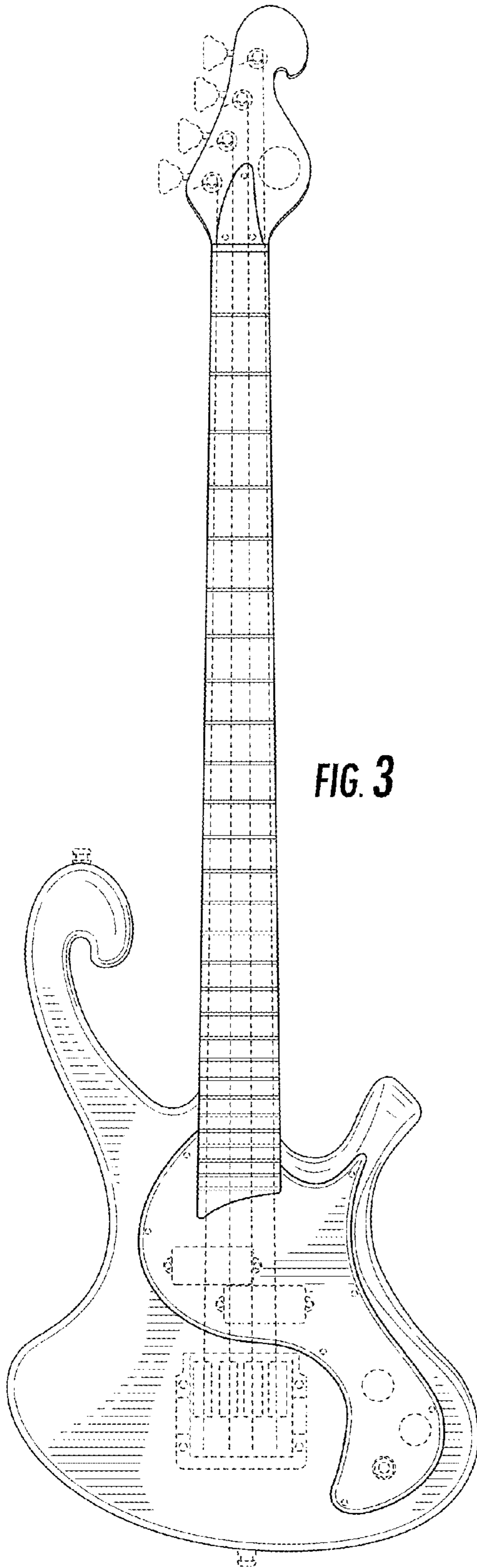


FIG. 3

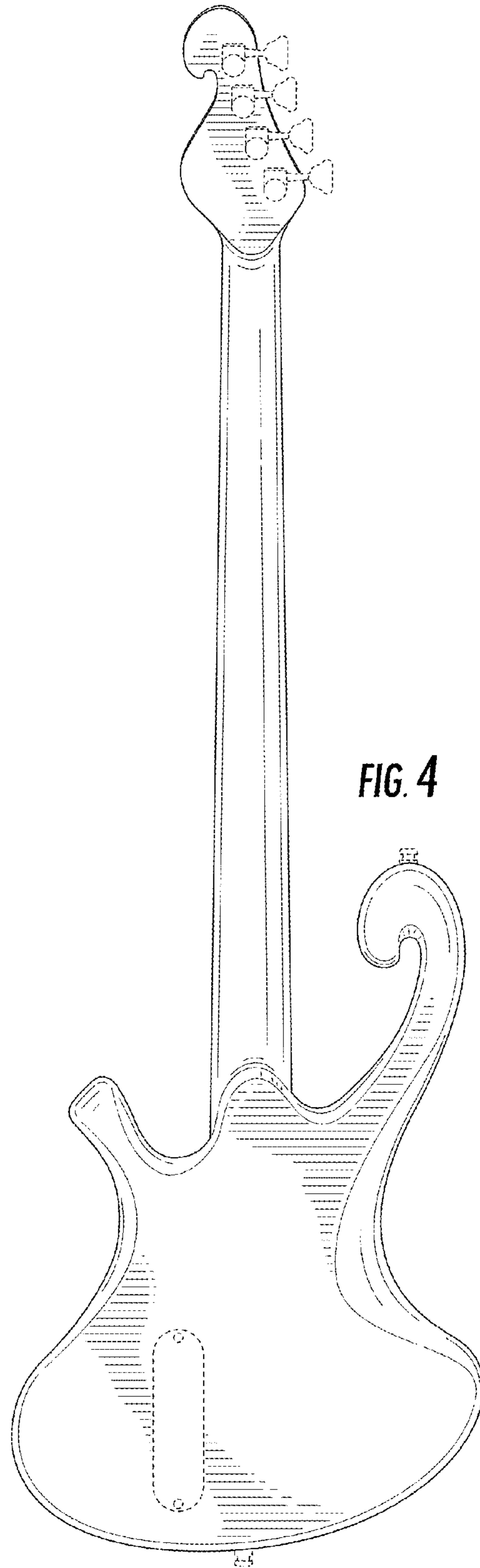


FIG. 4

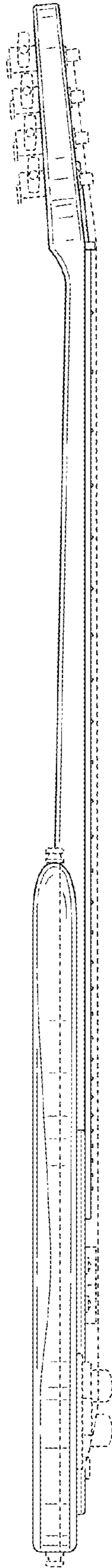


FIG. 5

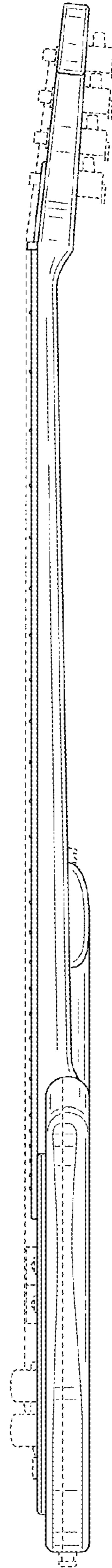


FIG. 6

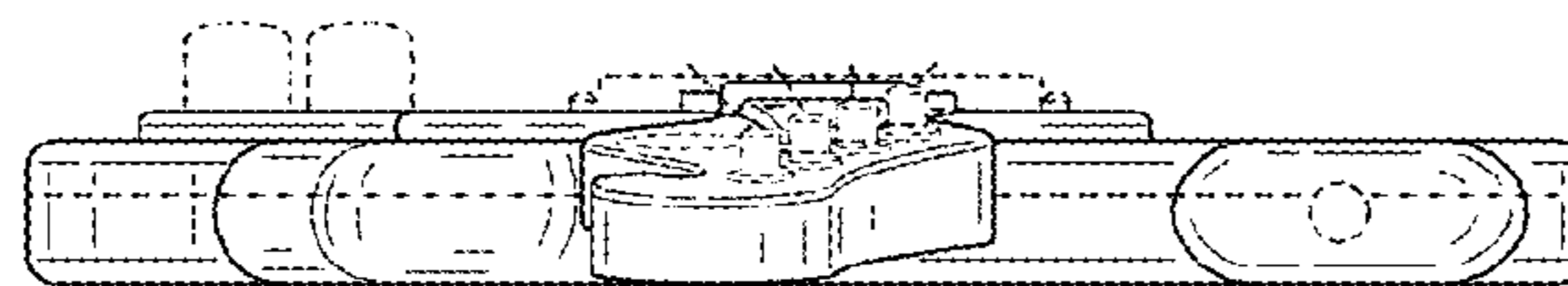


FIG. 7

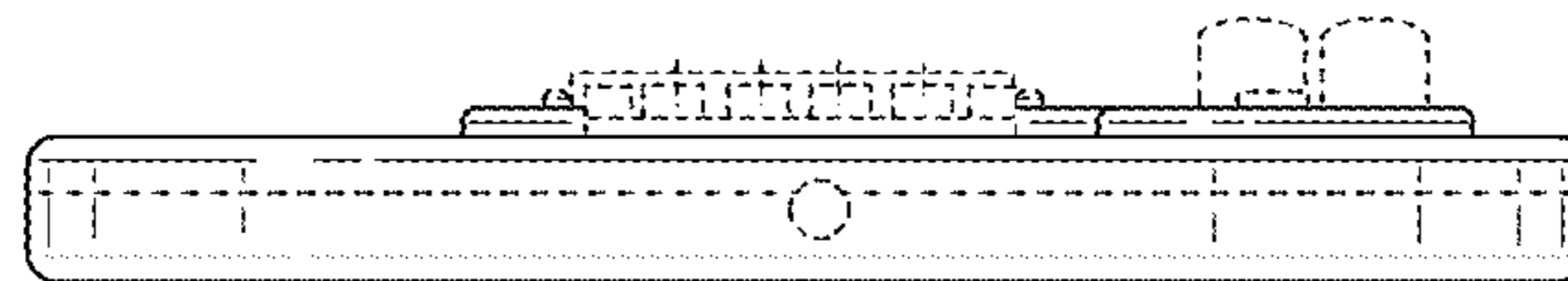


FIG. 8