



US00D710396S

(12) **United States Design Patent**
Nie

(10) **Patent No.:** **US D710,396 S**

(45) **Date of Patent:** **** Aug. 5, 2014**

(54) **MOWER BLADE**

(71) Applicant: **Chervon (HK) Limited**, Wanchai (HK)

(72) Inventor: **Fangjie Nie**, Nanjing (CN)

(73) Assignee: **Chervon (HK) Limited**, Hong Kong (HK)

(**) Term: **14 Years**

(21) Appl. No.: **29/472,078**

(22) Filed: **Nov. 8, 2013**

(30) **Foreign Application Priority Data**

May 9, 2013 (CN) 2013 3 0166895

(51) **LOC (10) Cl.** **15-03**

(52) **U.S. Cl.**
USPC **D15/17**

(58) **Field of Classification Search**

USPC D15/14, 17, 28; 56/289, 13.4, 295, 255,
56/17.5, DIG. 19, DIG. 20; 30/276, 357,
30/347, 295, 255, 289, 13.4, 17.5, 390
See application file for complete search history.

(56) **References Cited**

U.S. PATENT DOCUMENTS

3,589,112 A * 6/1971 Frohmader 56/17.5
3,964,243 A * 6/1976 Knipe 56/17.5
4,409,781 A * 10/1983 Blackstone 56/295
4,610,129 A * 9/1986 Bolger et al. 56/17.5

D289,524 S * 4/1987 Andersson et al. D15/17
4,995,228 A * 2/1991 Hladik, Jr. 56/255
5,069,025 A * 12/1991 Iversen 56/295
5,327,710 A * 7/1994 Plamper et al. 56/255
D357,691 S * 4/1995 Bryant D15/17
D441,769 S * 5/2001 Surridge D15/17
D450,066 S * 11/2001 Monesmith D15/17
D482,700 S * 11/2003 Lancaster D15/17
D487,098 S * 2/2004 Arfstrom et al. D15/17
D535,666 S * 1/2007 Nesco et al. D15/17
D598,475 S * 8/2009 Roth D15/17
D622,740 S * 8/2010 Roth et al. D15/17
D649,981 S * 12/2011 Roth et al. D15/17

* cited by examiner

Primary Examiner — Mark Goodwin

(74) *Attorney, Agent, or Firm* — Greenberg Traurig, LLP

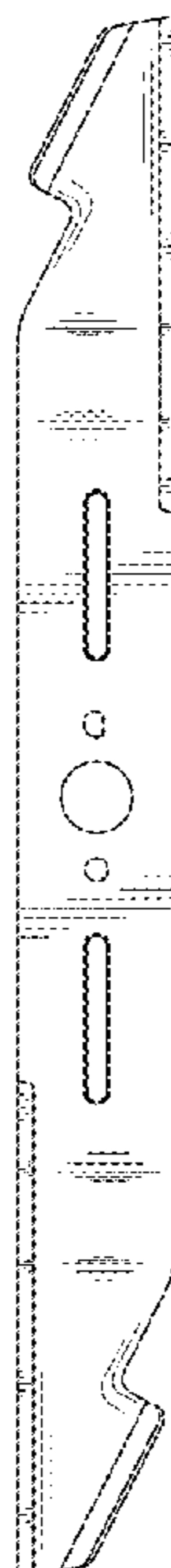
(57) **CLAIM**

What is claimed is the ornamental design for a mower blade, as shown and described.

DESCRIPTION

FIG. 1 is a top plan view of a mower blade showing the new design;
FIG. 2 is a bottom plan view thereof;
FIG. 3 is a left side elevational view thereof;
FIG. 4 is a right side elevational thereof;
FIG. 5 is a front side elevational view thereof;
FIG. 6 is a rear side elevational view thereof; and,
FIG. 7 is a perspective view thereof.

1 Claim, 6 Drawing Sheets



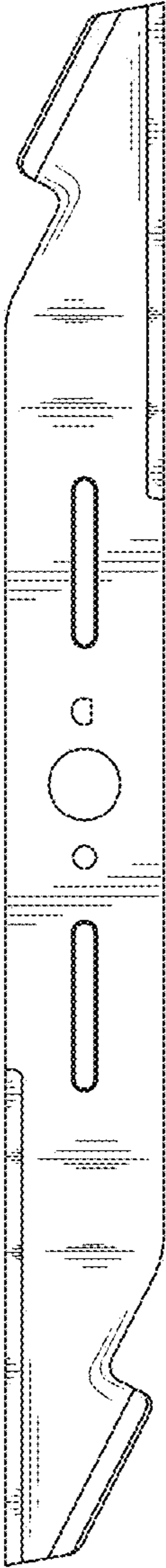


Fig. 1

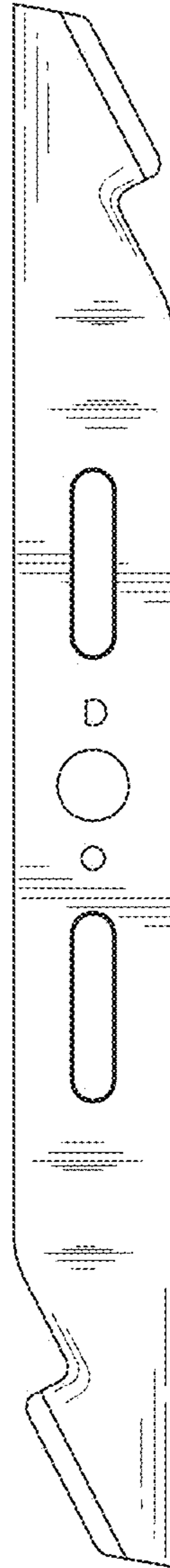


Fig. 2



Fig. 3




Fig. 4




Fig. 5

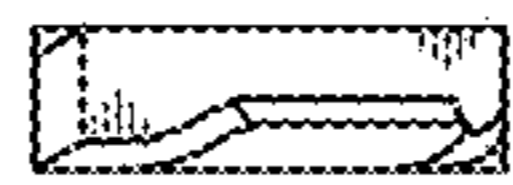


Fig. 6

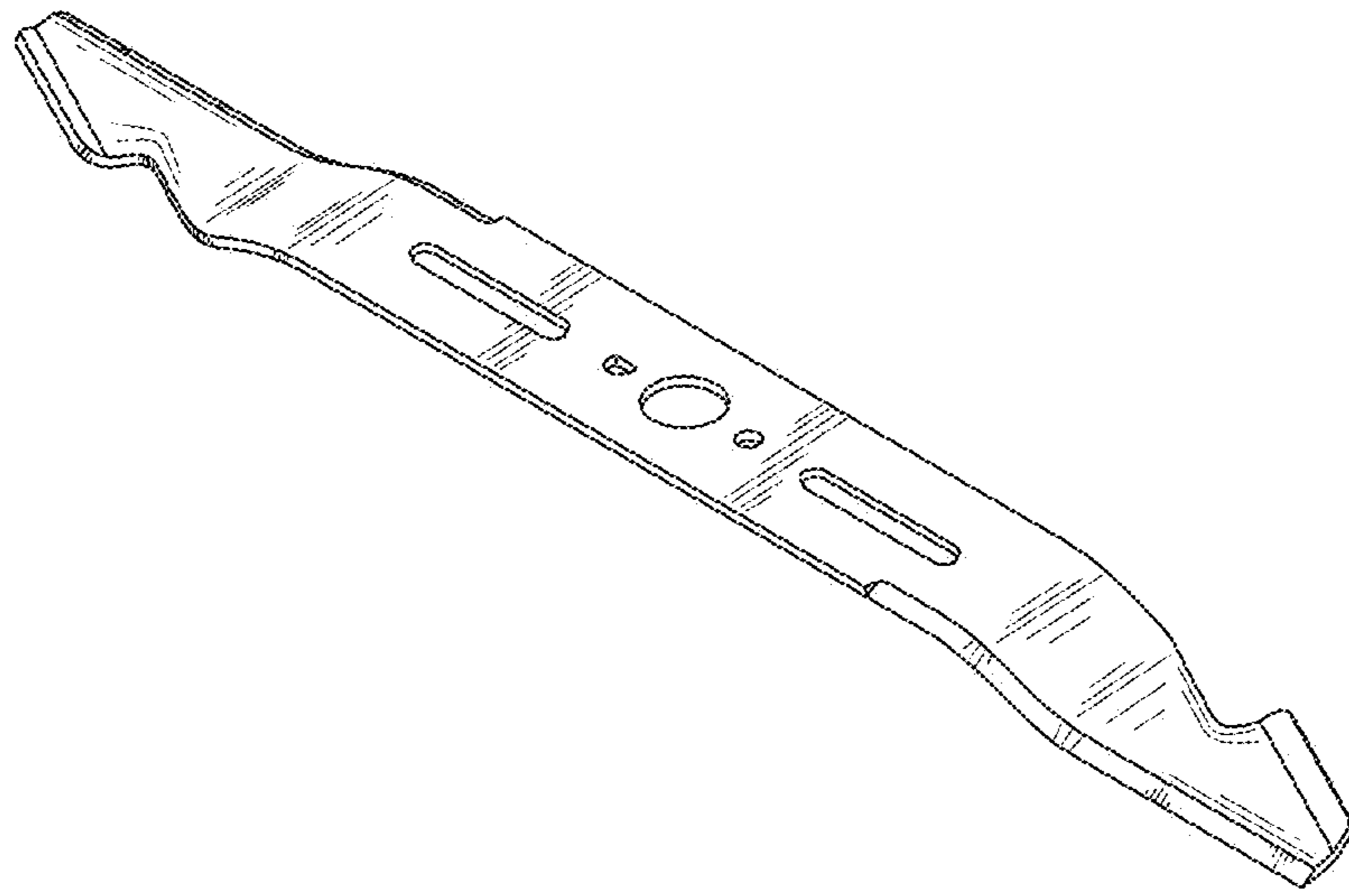


Fig. 7