



US00D710376S

(12) **United States Design Patent**
Lacour et al.

(10) **Patent No.:** **US D710,376 S**
(45) **Date of Patent:** **** Aug. 5, 2014**

(54) **DISPLAY SCREEN WITH ANIMATED GRAPHICAL INTERFACE**

DESCRIPTION

- (71) Applicant: **Cisco Technology, Inc.**, San Jose, CA (US)
- (72) Inventors: **Olivier Lacour**, Paris (FR); **Bérangère Lallemand**, Paris (FR)
- (73) Assignee: **Cisco Technology Inc.**, San Jose, CA (US)
- (**) Term: **14 Years**
- (21) Appl. No.: **29/447,724**
- (22) Filed: **Mar. 6, 2013**
- (51) **LOC (10) Cl.** **14-04**
- (52) **U.S. Cl.**
USPC **D14/487**
- (58) **Field of Classification Search**
USPC D14/485, 486, 487, 488, 489, 490, 491, 492, 493; 715/810, 835, 836, 837, 839, 840, 846, 847; D20/11
See application file for complete search history.

FIG. 1 is a first embodiment showing a front view of the first image in a sequence for a display screen with animated graphical interface.

FIG. 2 is a front view of the second image in the same sequence as FIG. 1.

FIG. 3 is a front view of the third image in the same sequence as FIG. 1.

FIG. 4 is a front view of the fourth image in the same sequence as FIG. 1.

FIG. 4 is a second embodiment showing a front view of the first image in another sequence for a display screen with animated graphical interface.

FIG. 5 is a front view of the second image in the same sequence as FIG. 4.

FIG. 6 is a front view of the third image in the same sequence as FIG. 4.

FIG. 7 is a front view of the fourth image in the same sequence as FIG. 4.

FIG. 7 is a third embodiment showing a front view of the first image in another sequence for a display screen with animated graphical interface.

FIG. 6 is a front view of the second image in the same sequence as FIG. 7.

FIG. 5 is a front view of the third image in the same sequence as FIG. 7.

FIG. 4 is a front view of the fourth image in the same sequence as FIG. 7.

FIG. 4 is a fourth embodiment showing a front view of the first image in a sequence for a display screen with animated graphical interface.

FIG. 3 is a front view of the second image in the same sequence as FIG. 4.

FIG. 2 is a front view of the third image in the same sequence as FIG. 4; and,

FIG. 1 is a front view of the fourth image in the same sequence as FIG. 4.

The broken lines in the figures, including the broken lines of the border showing the remainder of the display screen, the broken lines of text, and the icons in broken lines, all illustrate unclaimed environment and form no part of the claimed design.

No ornamental aspects are associated with the process or period in which one image transitions to another image.

(56) **References Cited**

U.S. PATENT DOCUMENTS

- D398,299 S * 9/1998 Ballay et al. D14/488
- D459,361 S * 6/2002 Inagaki D14/486

(Continued)

OTHER PUBLICATIONS

7 screenshots from demo of applicant made public more than one year before filing of captioned application, and available at <http://vimeo.com/29261546>.

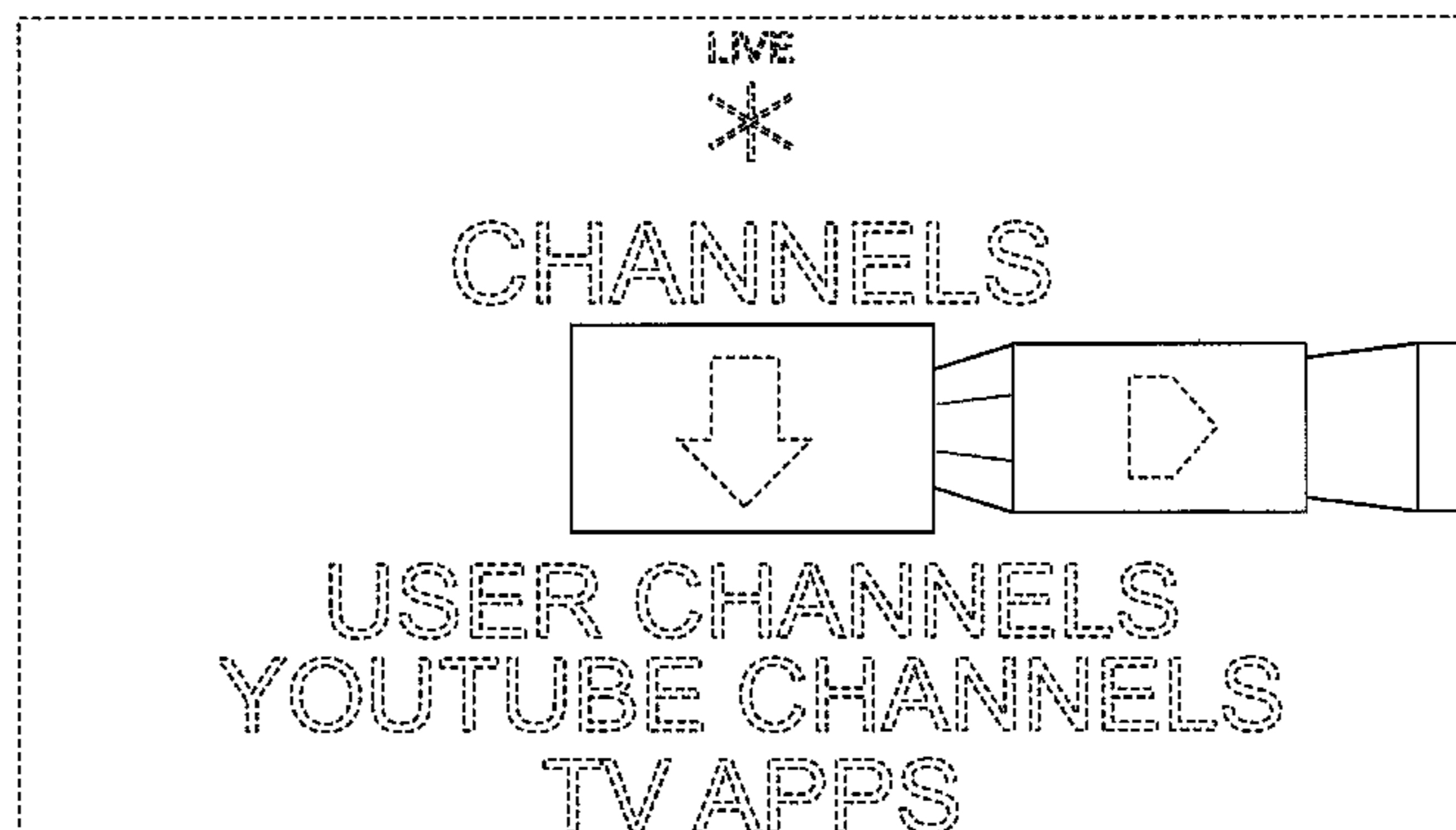
Primary Examiner — Cynthia Underwood

(74) *Attorney, Agent, or Firm* — Husch Blackwell LLP

(57) **CLAIM**

The ornamental design for a display screen with animated graphical interface, as shown and described.

1 Claim, 7 Drawing Sheets



(56)

References Cited

U.S. PATENT DOCUMENTS

D531,635 S *	11/2006	Hoefnagels et al.	D14/485	D682,842 S *	5/2013	Kurata et al.	D14/485
D555,662 S *	11/2007	Nagata et al.	D14/487	D686,234 S *	7/2013	Vassigh et al.	D14/486
D599,366 S *	9/2009	Brown et al.	D14/485	D693,359 S *	11/2013	Gardner et al.	D14/486
D599,367 S *	9/2009	Mays et al.	D14/485	D698,819 S *	2/2014	Gardner et al.	D14/491
D637,606 S *	5/2011	Luke et al.	D14/488	D701,875 S *	4/2014	d'Amore et al.	D14/487
D661,702 S *	6/2012	Asai et al.	D14/488	D701,876 S *	4/2014	d'Amore et al.	D14/487
D665,396 S *	8/2012	Williams et al.	D14/486	2006/0109283 A1 *	5/2006	Shipman et al.	345/629
D682,303 S *	5/2013	DiJulio et al.	D14/487	2006/0214953 A1 *	9/2006	Crew et al.	345/660
				2007/0240079 A1 *	10/2007	Flynt et al.	715/810
				2008/0062141 A1 *	3/2008	Chandhri	345/173

* cited by examiner

FIG. 1

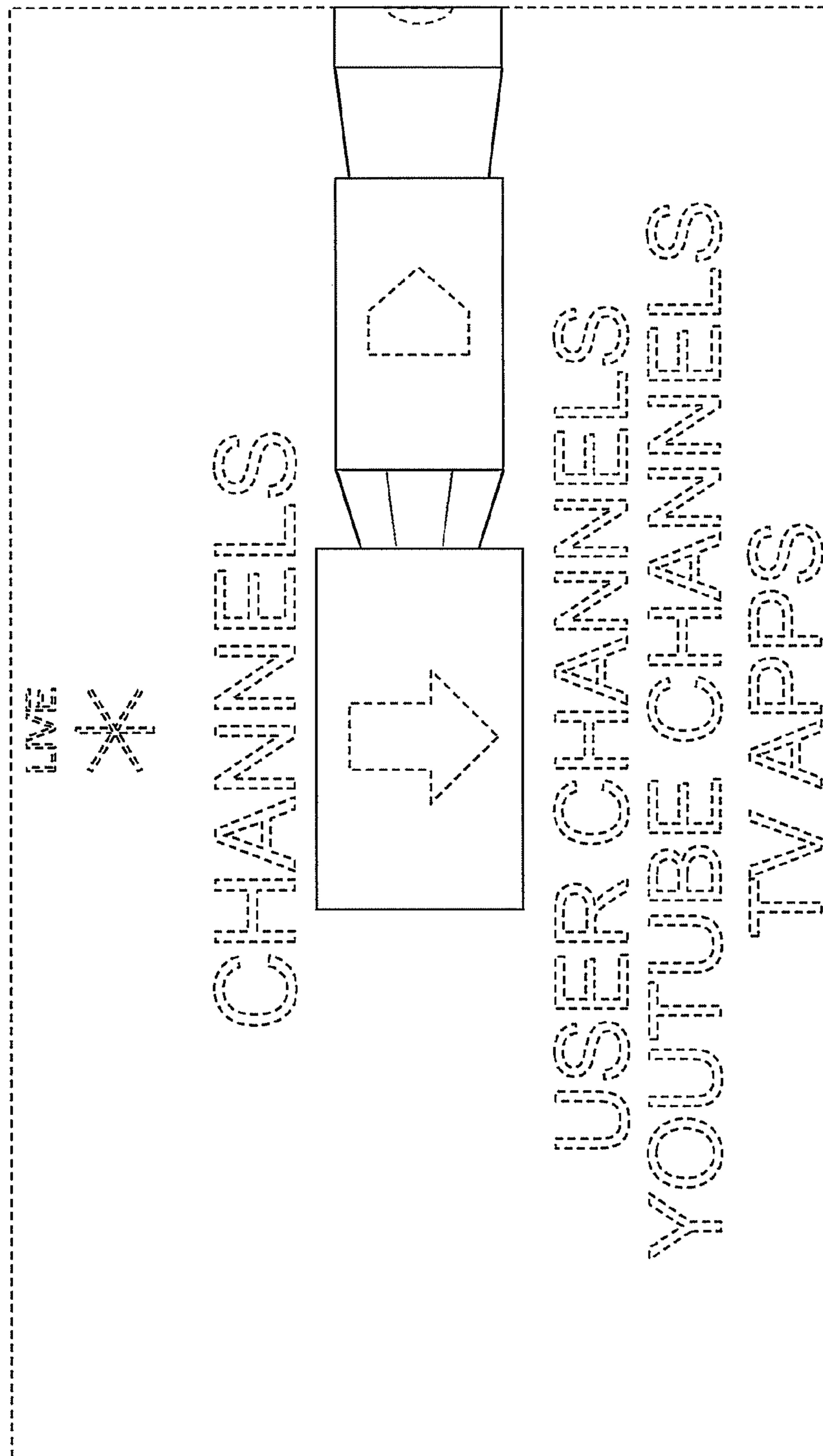


FIG. 2

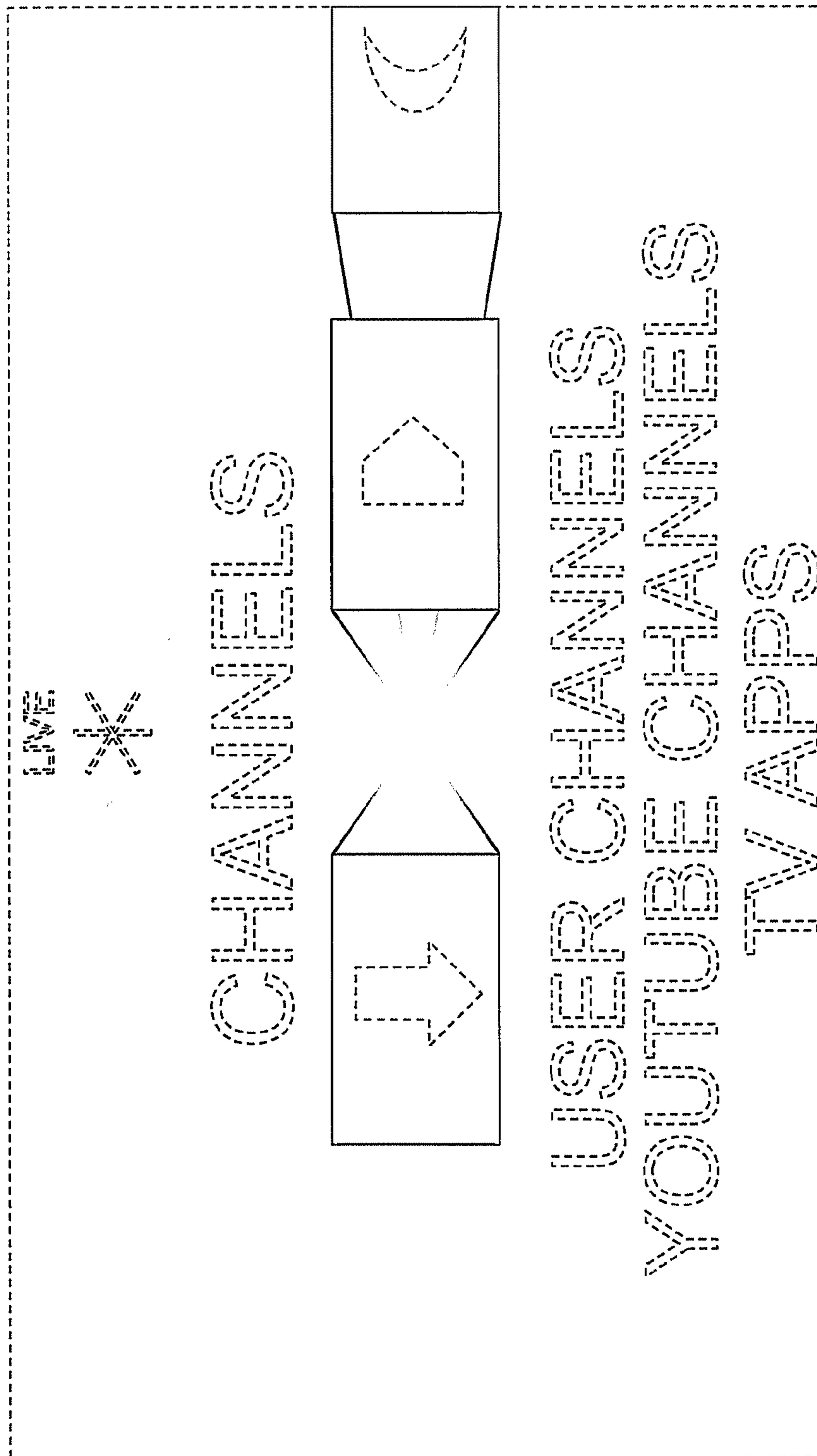


FIG. 3

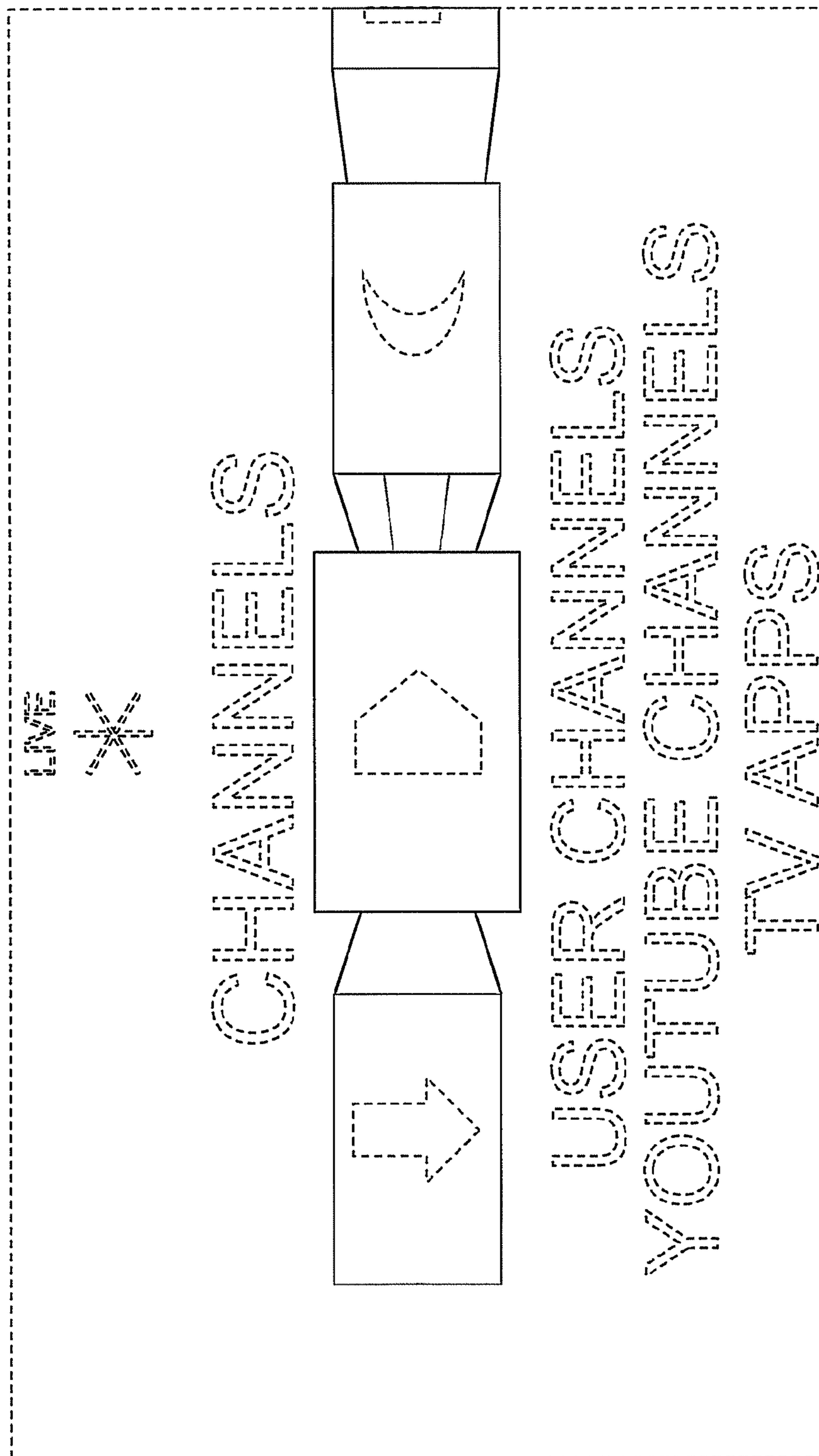


FIG. 4

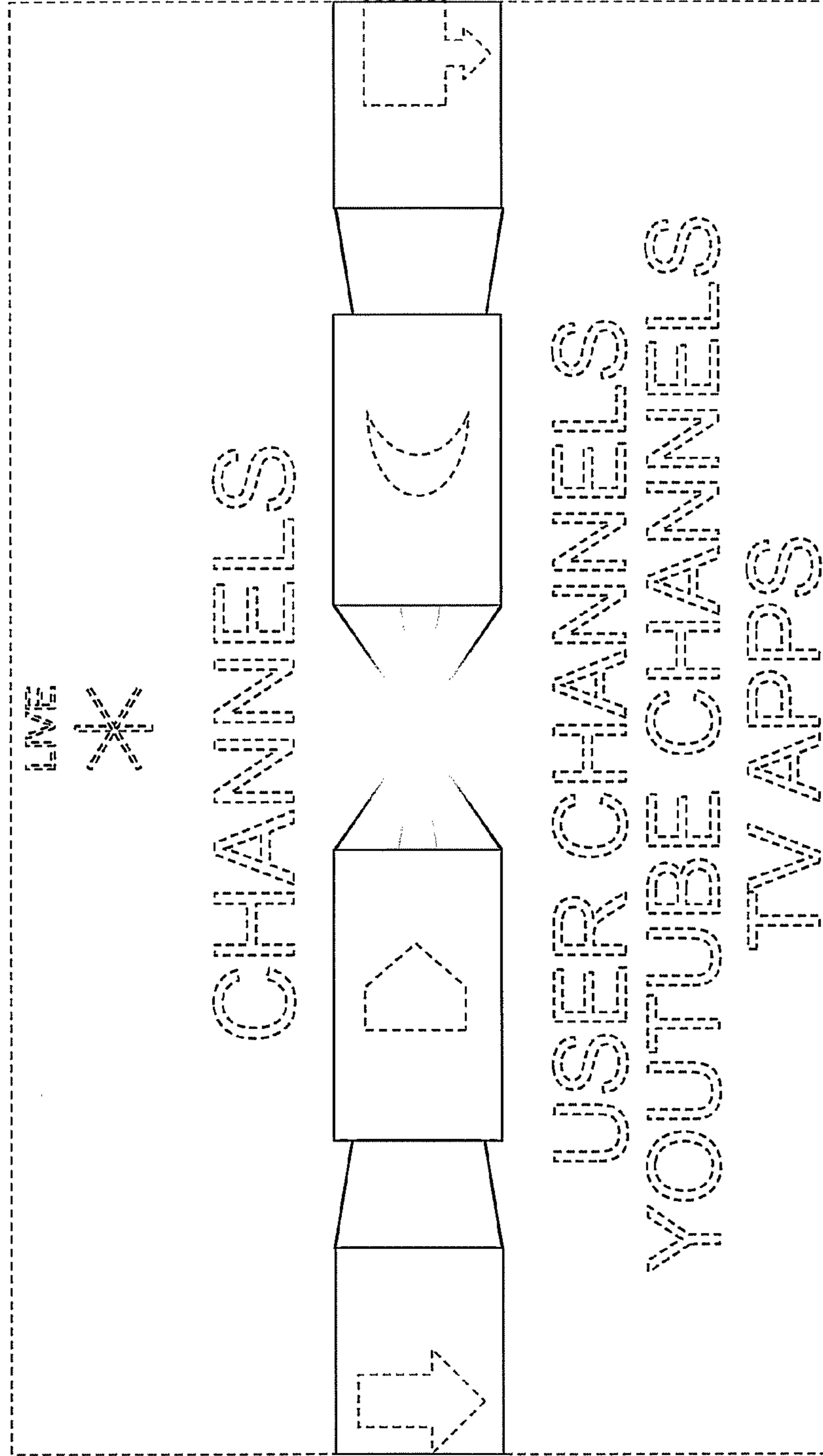


FIG. 5

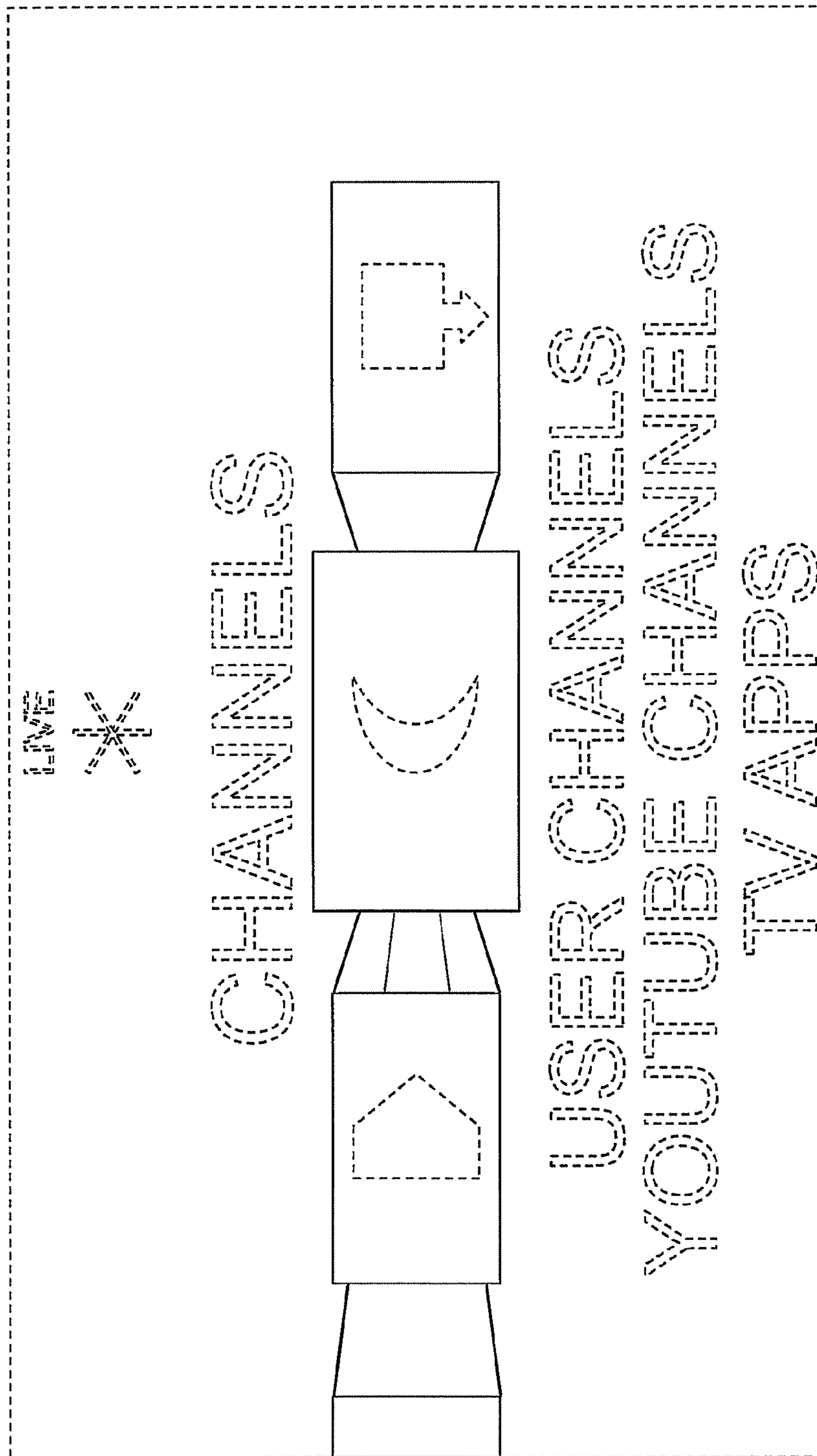


FIG. 6

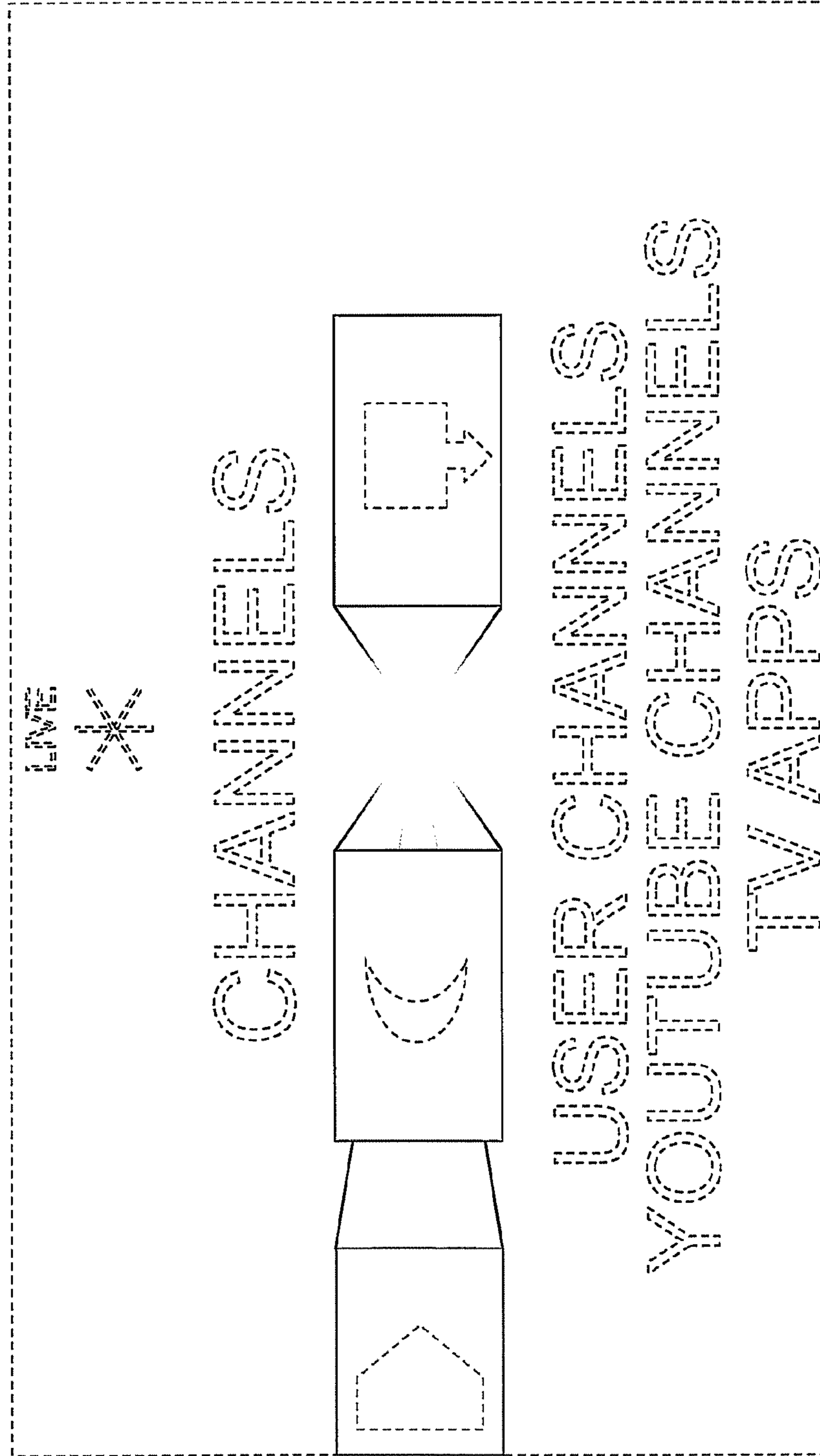


FIG. 7

