



US00D710360S

(12) **United States Design Patent**  
**Hu et al.**

(10) **Patent No.:** **US D710,360 S**  
(45) **Date of Patent:** **\*\* Aug. 5, 2014**

(54) **TOUCH STYLUS**

(71) Applicant: **Hon Hai Precision Industry Co., Ltd.,**  
New Taipei (TW)

(72) Inventors: **Chia-Jui Hu**, New Taipei (TW);  
**Han-Pin Liu**, New Taipei (TW); **Long**  
**Chen**, Shenzhen (CN)

(73) Assignee: **Hon Hai Precision Industry Co., Ltd.,**  
New Taipei (TW)

(\*\*) Term: **14 Years**

(21) Appl. No.: **29/478,812**

(22) Filed: **Jan. 8, 2014**

(30) **Foreign Application Priority Data**

Dec. 13, 2013 (CN) ..... 2013 3 06202681

(51) **LOC (10) Cl.** ..... **14-02**

(52) **U.S. Cl.**  
USPC ..... **D14/411**

(58) **Field of Classification Search**  
USPC ..... D8/61; D14/411; D19/35, 36, 41-51,  
D19/54-58; 401/55, 99, 100, 104-107, 196,  
401/197, 202, 208, 209, 213, 192, 195,  
401/243; 708/107; 345/179, 173;  
178/19.01; 700/94

See application file for complete search history.

(56) **References Cited**

**U.S. PATENT DOCUMENTS**

D235,174 S \* 5/1975 Gardner ..... D3/18

D324,879 S \* 3/1992 Morgan ..... D19/36  
D429,499 S \* 8/2000 Mershon ..... D19/36  
D543,984 S \* 6/2007 Riou ..... D14/411  
D617,798 S \* 6/2010 Liu ..... D14/411  
D629,042 S \* 12/2010 Regala ..... D19/36  
D633,500 S \* 3/2011 Bouniol ..... D14/411  
D686,620 S \* 7/2013 Chung ..... D14/411  
D694,236 S \* 11/2013 Chung ..... D14/411  
D694,238 S \* 11/2013 Du ..... D14/411  
D697,915 S \* 1/2014 Lien ..... D14/411

\* cited by examiner

*Primary Examiner* — Austin Murphy

(74) *Attorney, Agent, or Firm* — Novak Druce Connolly  
Bove + Quigg LLP

(57) **CLAIM**

The ornamental design for a touch stylus, as shown and  
described.

**DESCRIPTION**

FIG. 1 is a perspective view of a touch stylus showing my new  
design;

FIG. 2 is a front elevational view thereof;

FIG. 3 is a rear elevational view thereof;

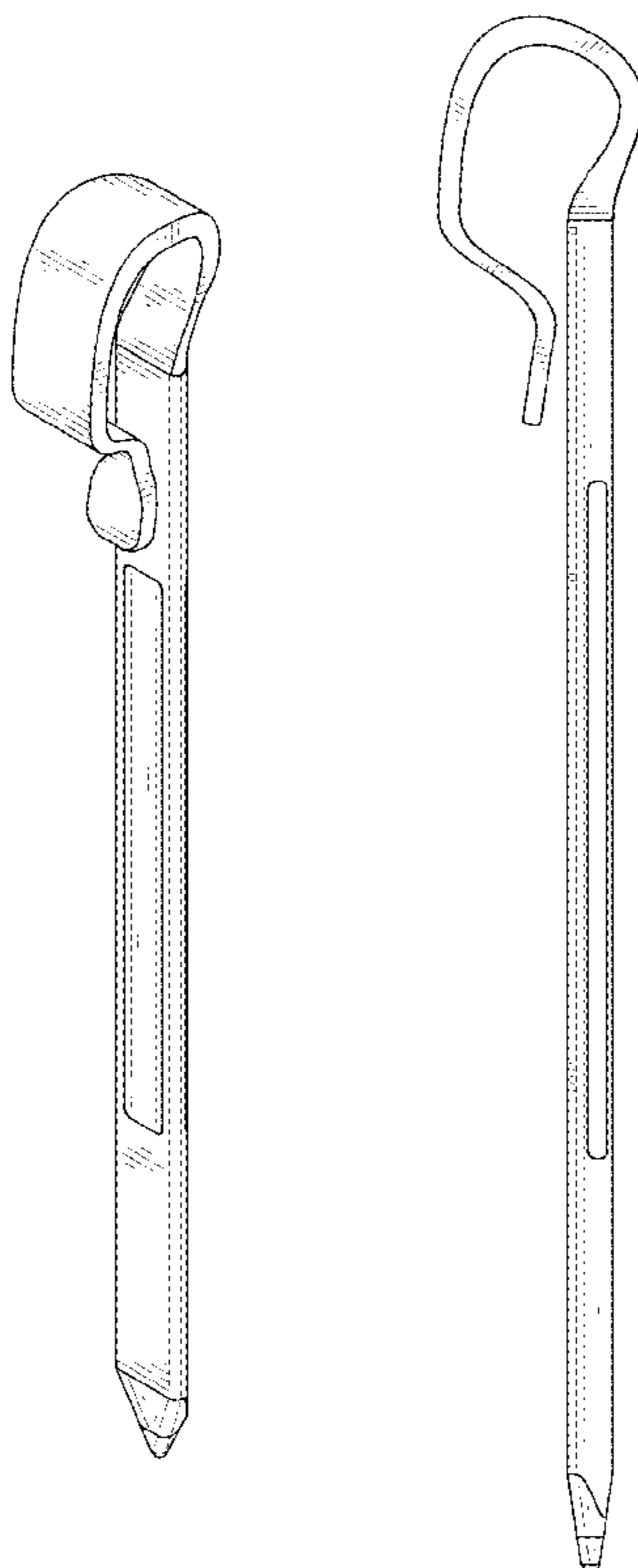
FIG. 4 is a left side elevational view thereof;

FIG. 5 is a right side elevational view thereof;

FIG. 6 is a top plan view thereof; and,

FIG. 7 is a bottom plan view thereof.

**1 Claim, 7 Drawing Sheets**



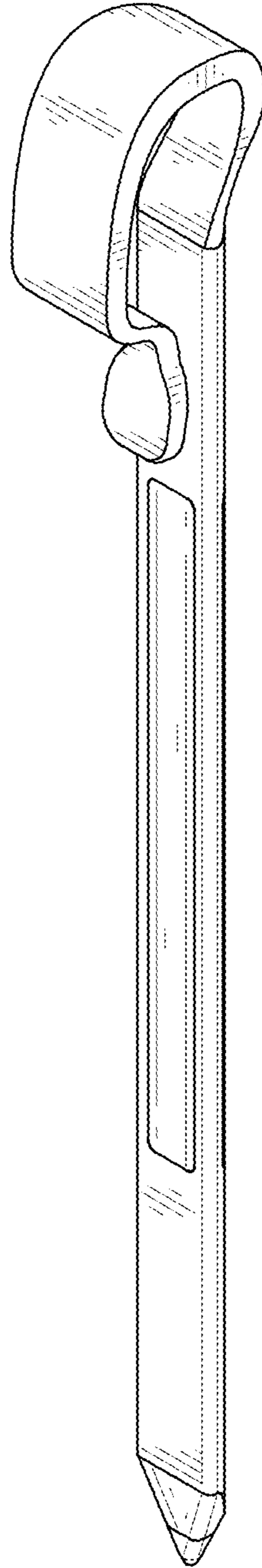


FIG. 1

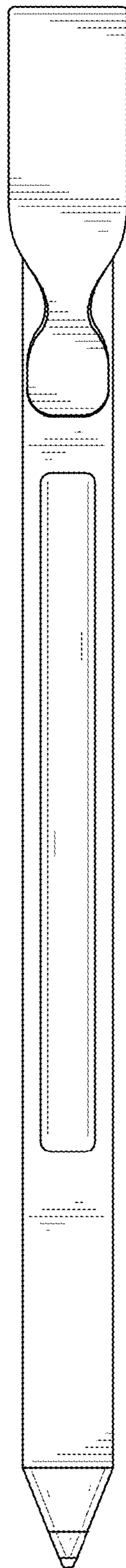


FIG. 2




FIG. 3

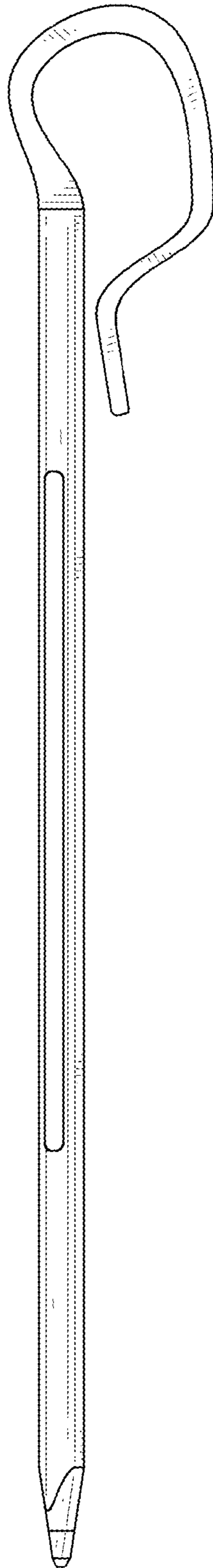


FIG. 4

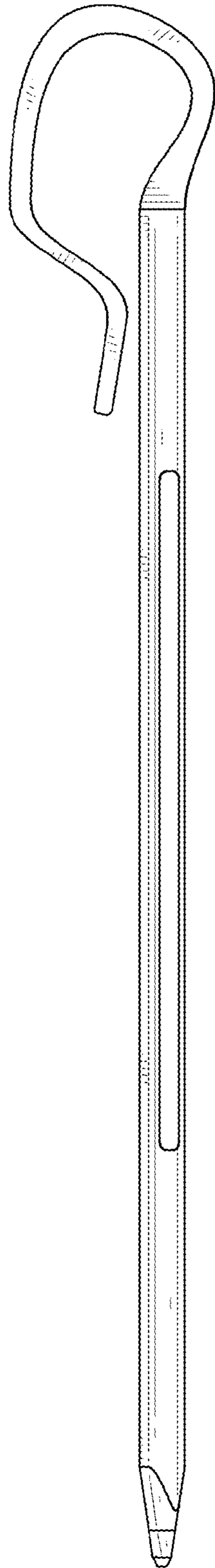


FIG. 5

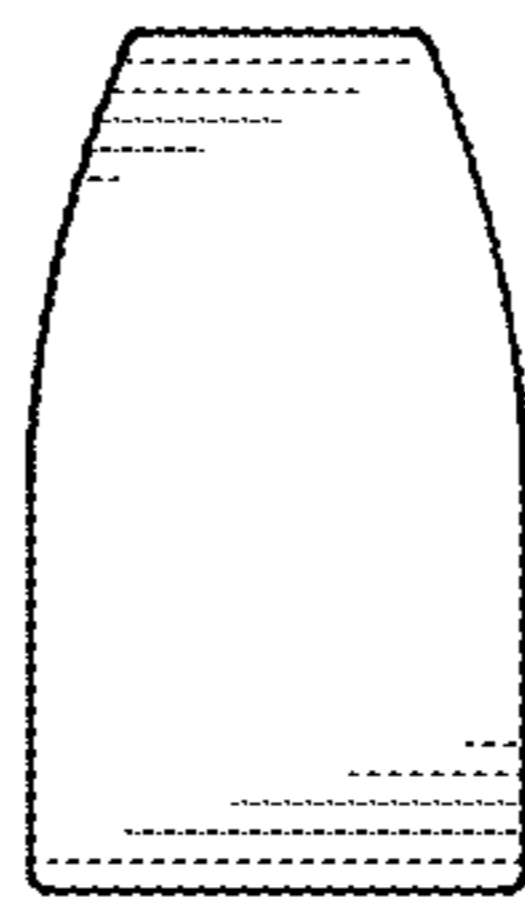


FIG. 6

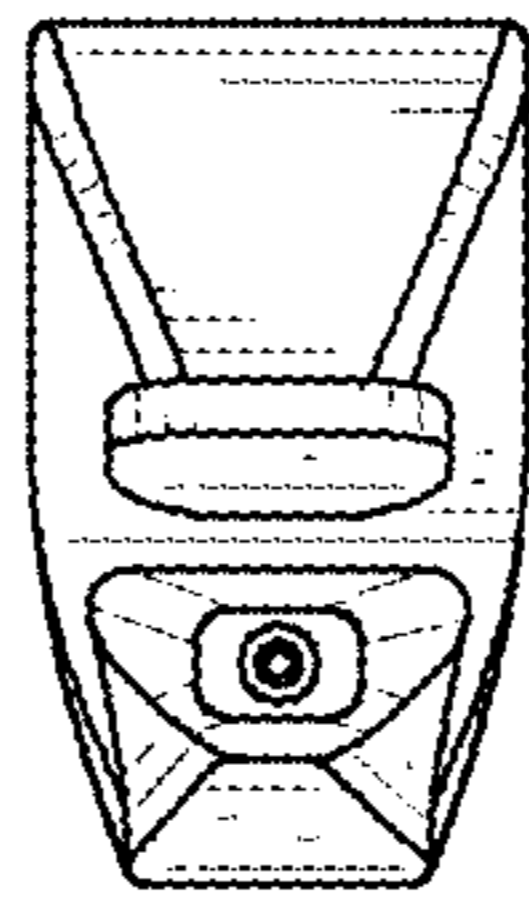


FIG. 7