



US00D710351S

(12) **United States Design Patent**
Park et al.

(10) **Patent No.:** **US D710,351 S**

(45) **Date of Patent:** **** Aug. 5, 2014**

(54) **INDUSTRIAL PORTABLE COMPUTER**

(71) Applicant: **Bluebird Soft Inc.**, Seoul (KR)

(72) Inventors: **Jung Sik Park**, Namyangju-si (KR);
Jang Won Lee, Seoul (KR)

(73) Assignee: **Bluebird Soft Inc.** (KR)

(**) Term: **14 Years**

(21) Appl. No.: **29/443,023**

(22) Filed: **Jan. 11, 2013**

(30) **Foreign Application Priority Data**

Jul. 13, 2012 (KR) 30-2012-0034034

(51) **LOC (10) Cl.** **14-02**

(52) **U.S. Cl.**
USPC **D14/341**

(58) **Field of Classification Search**

USPC D14/341-347, 137, 138 R, 138 AA,
D14/138 C, 138 G, 496, 203.1, 203.3, 203.4,
D14/203.7, 129, 130, 147, 218, 248, 389,
D14/388, 426, 420; D10/65, 104.1;
D18/6-7; D21/324, 329, 330;
455/556.1, 556.2, 566, 575.1, 90.3;
379/433.04, 433.01, 433.06, 916;
345/173, 901, 905; 361/679.26, 679.3,
361/679.55, 679.56

See application file for complete search history.

(56) **References Cited**

U.S. PATENT DOCUMENTS

D622,514 S *	8/2010	Park et al.	D6/308
D641,018 S *	7/2011	Lee et al.	D14/341
D663,298 S *	7/2012	Song et al.	D14/341
D667,396 S *	9/2012	Koh	D14/341
D668,650 S *	10/2012	Han	D14/341
D671,514 S *	11/2012	Kim et al.	D14/138 G
D675,203 S *	1/2013	Yang	D14/341
D696,247 S *	12/2013	Kim	D14/341
D696,662 S *	12/2013	Song et al.	D14/341
D697,065 S *	1/2014	Kim et al.	D14/346
2014/0063732 A1 *	3/2014	Lee et al.	361/679.47
2014/0063735 A1 *	3/2014	Lee et al.	361/679.56

* cited by examiner

Primary Examiner — Barbara Fox

(74) *Attorney, Agent, or Firm* — Cantor Colburn LLP

(57) **CLAIM**

The ornamental design for an industrial portable computer, as shown and described.

DESCRIPTION

FIG. 1 is a perspective view of an industrial portable computer showing our new design;
FIG. 2 is another perspective view thereof;
FIG. 3 is a front view thereof;
FIG. 4 is a rear view thereof;
FIG. 5 is a left side view thereof;
FIG. 6 is a right side view thereof;
FIG. 7 is a top plan view thereof; and,
FIG. 8 is a bottom plan view thereof.

1 Claim, 7 Drawing Sheets

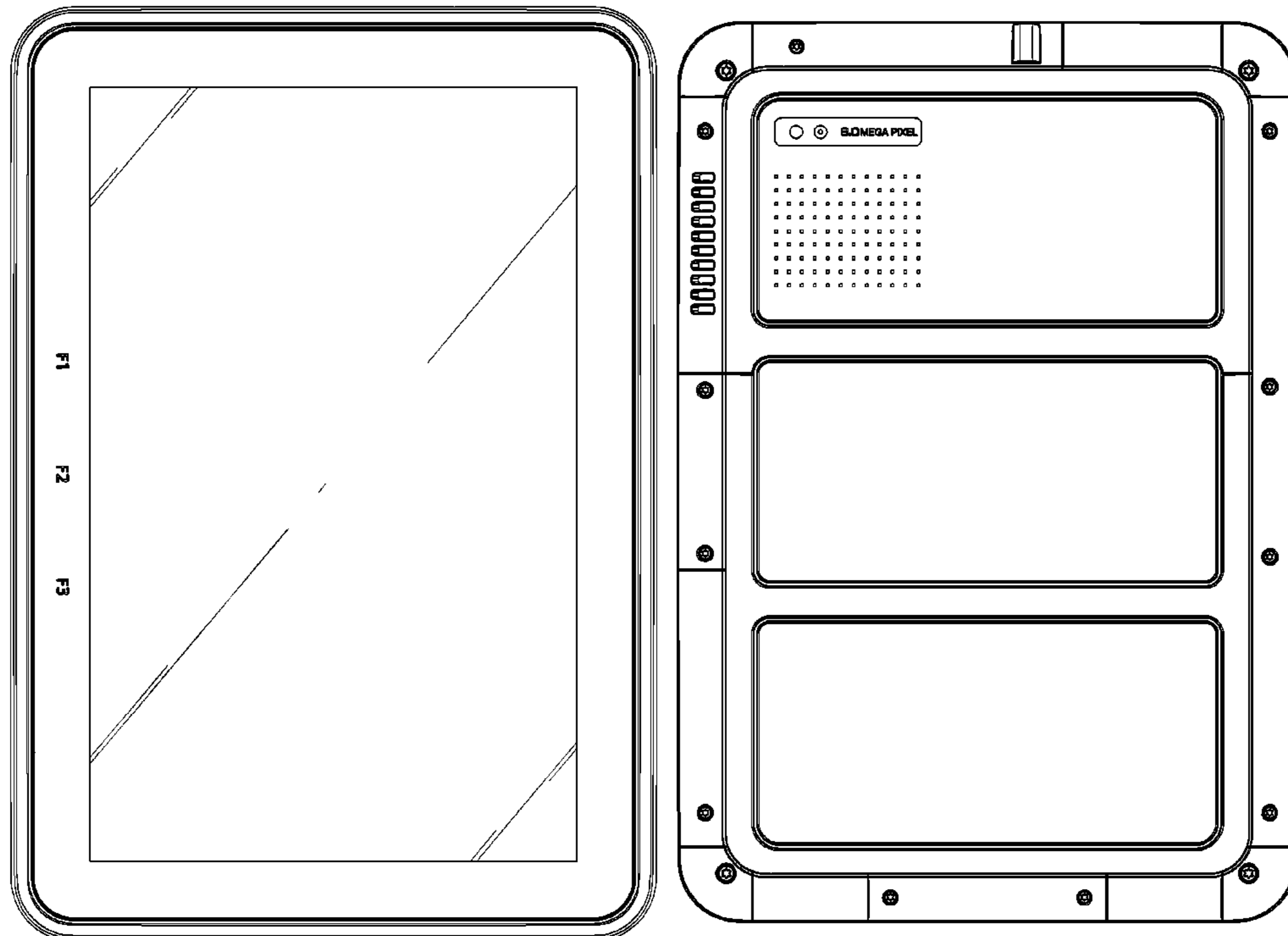


FIG. 1

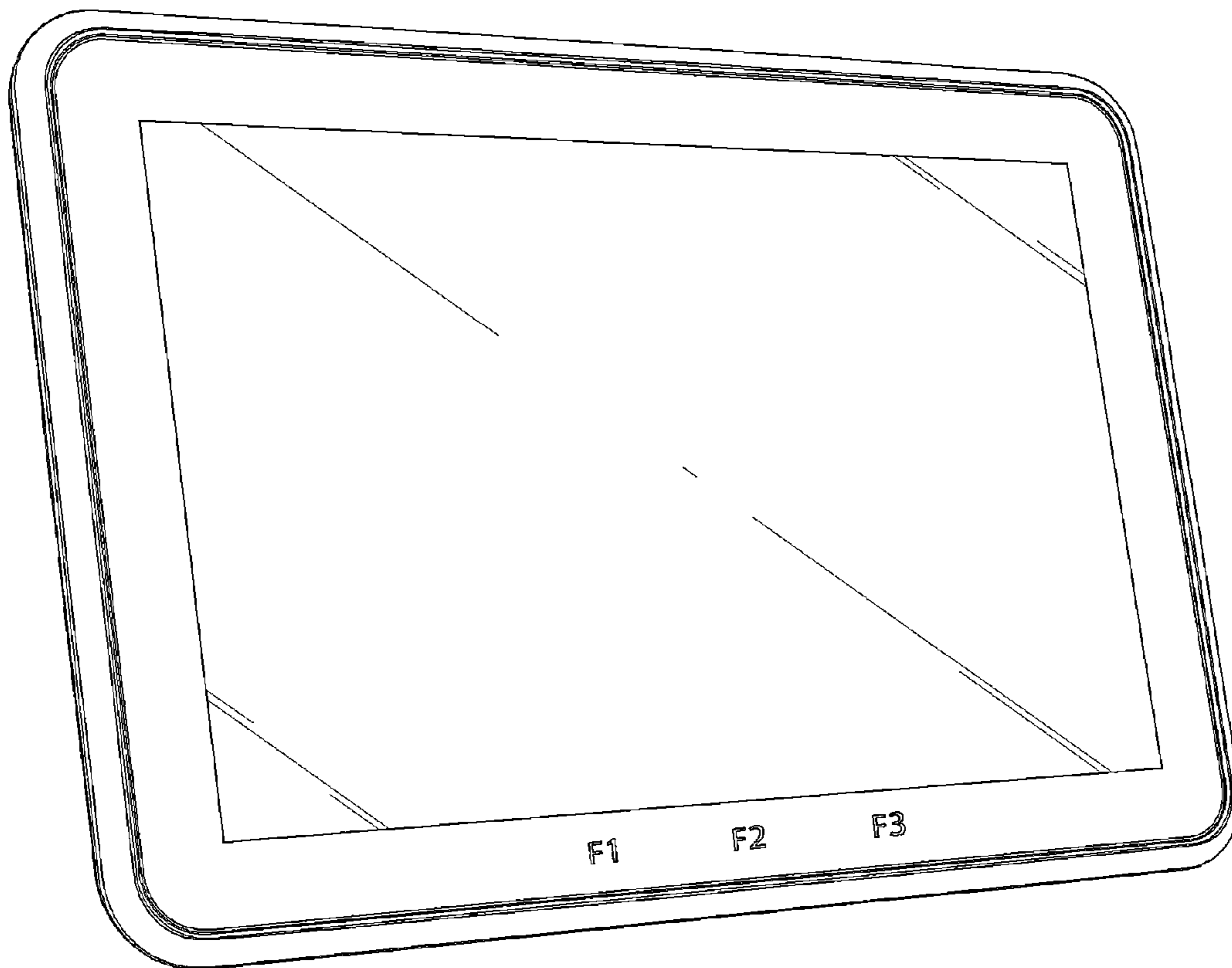


FIG. 2

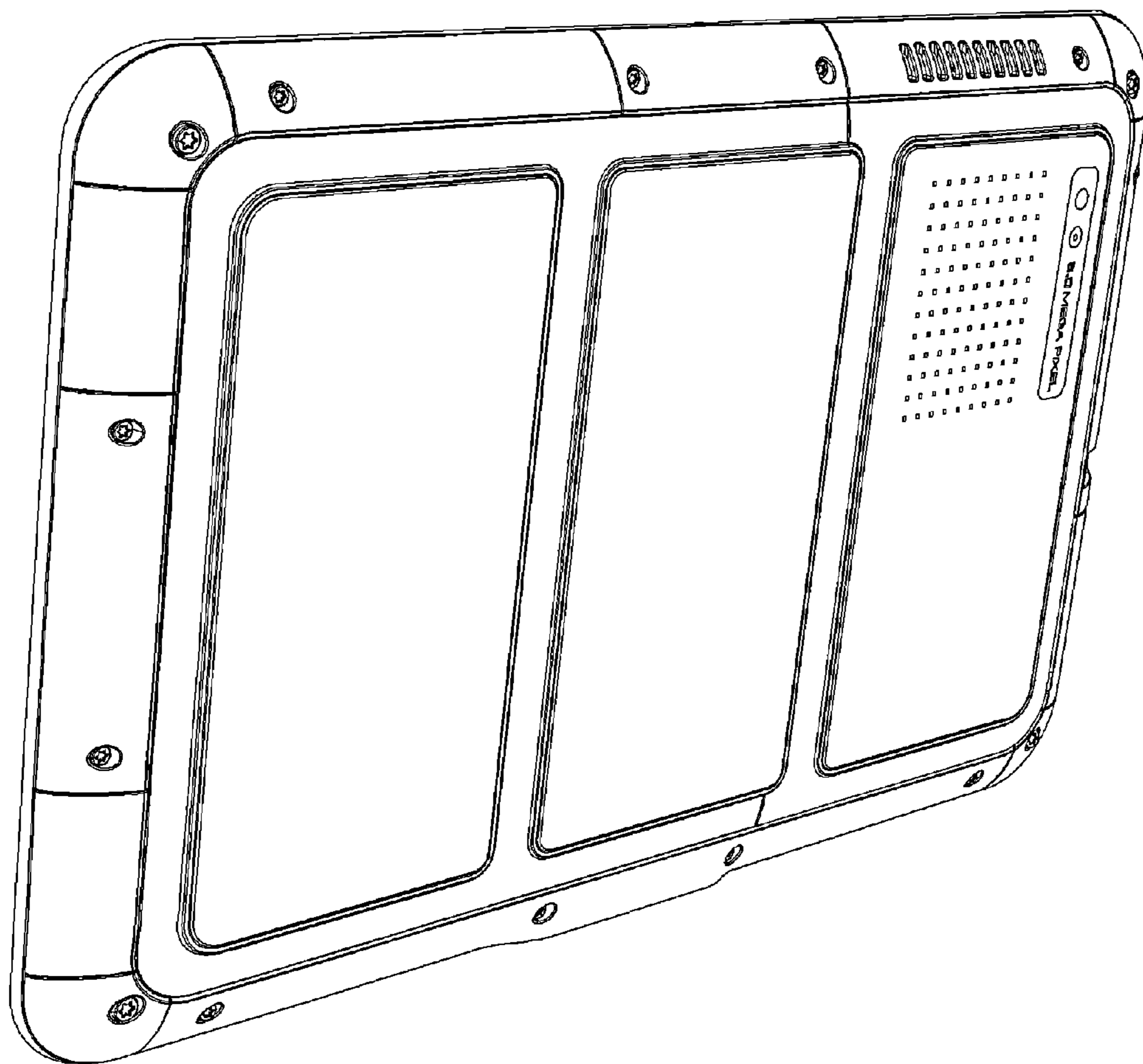


FIG. 3

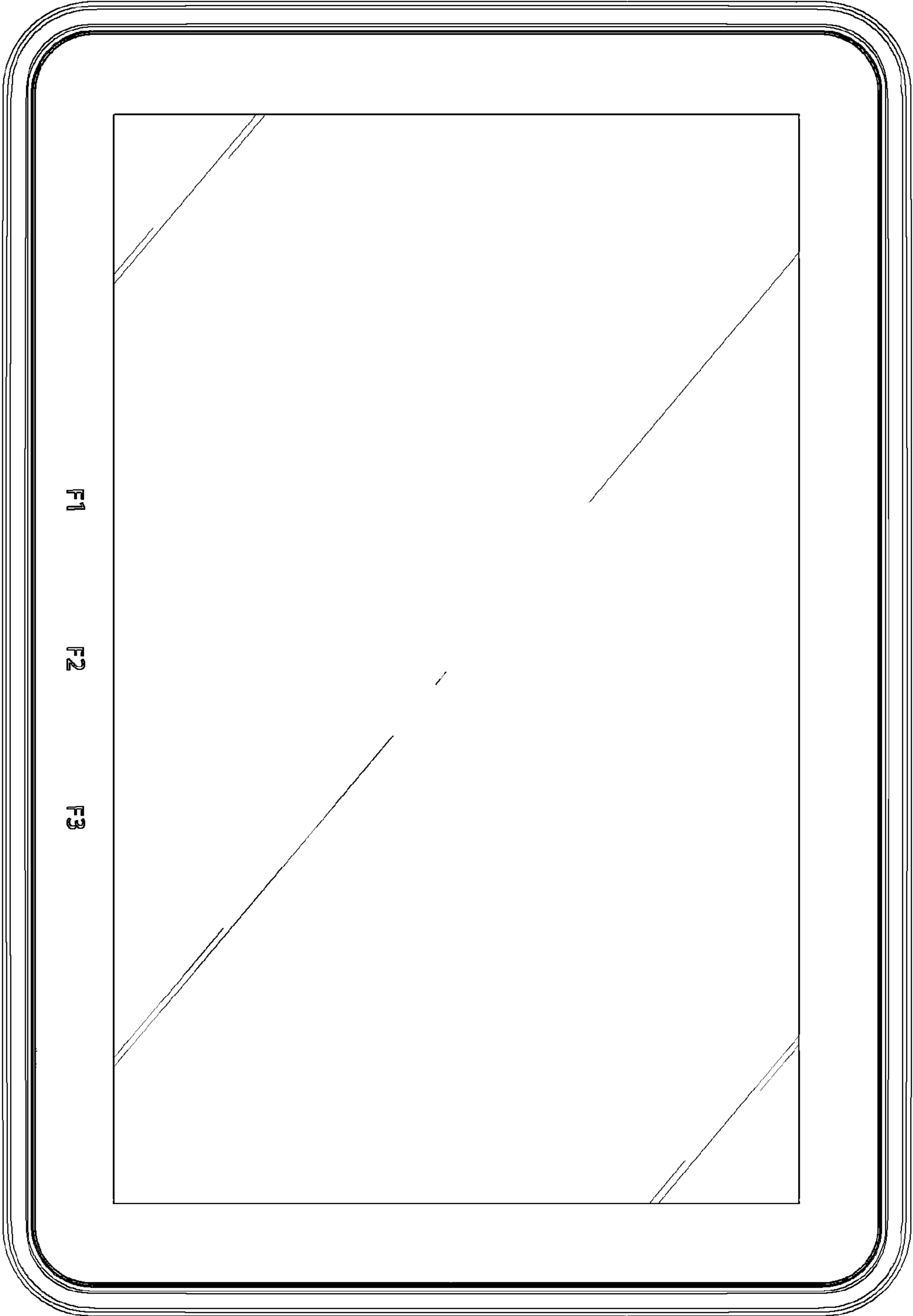


FIG. 4

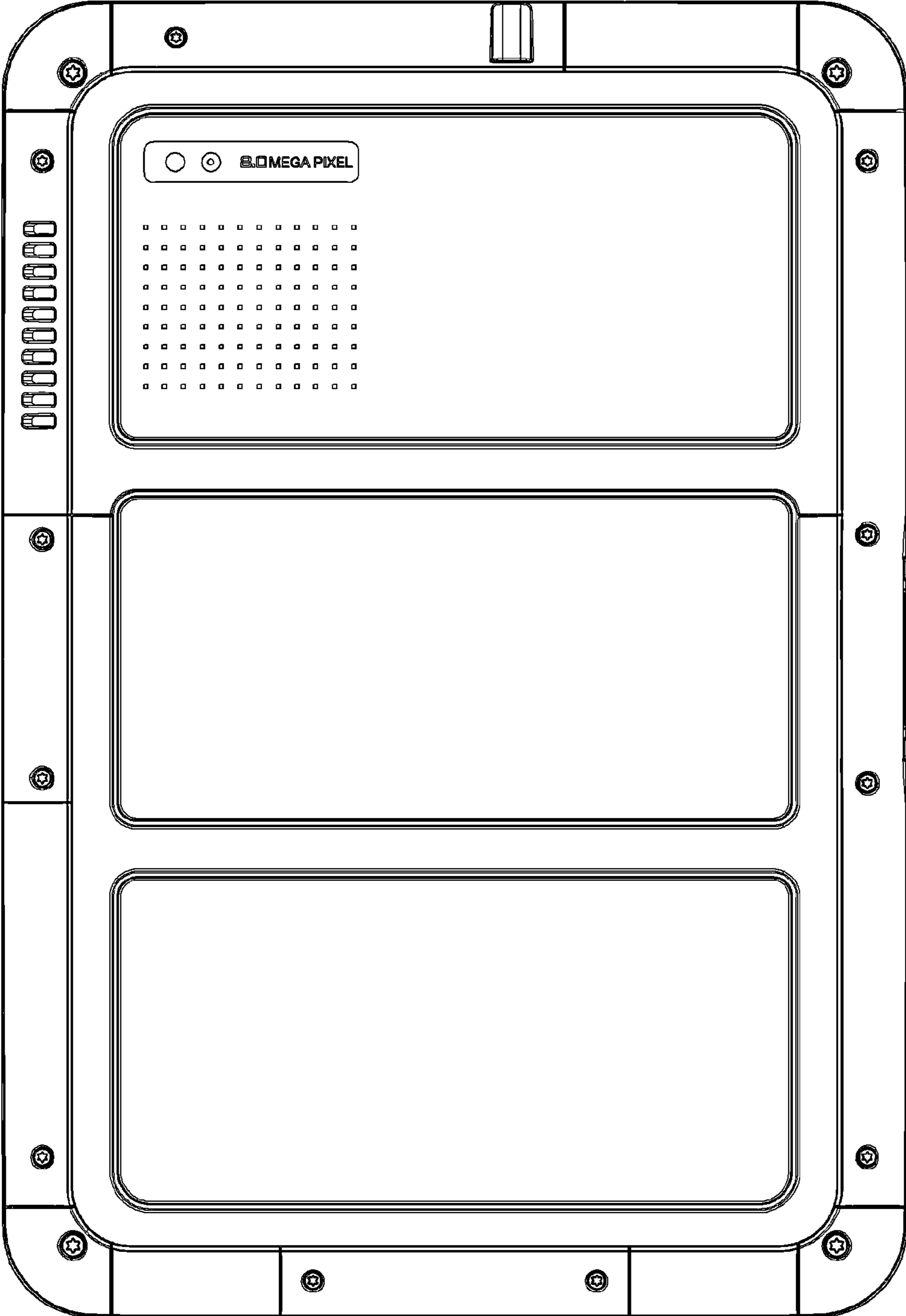


FIG. 5

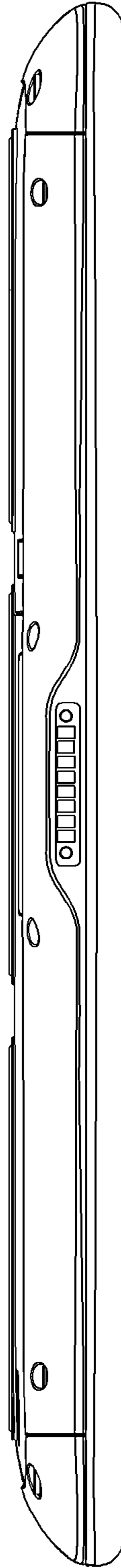


FIG. 6




FIG. 7

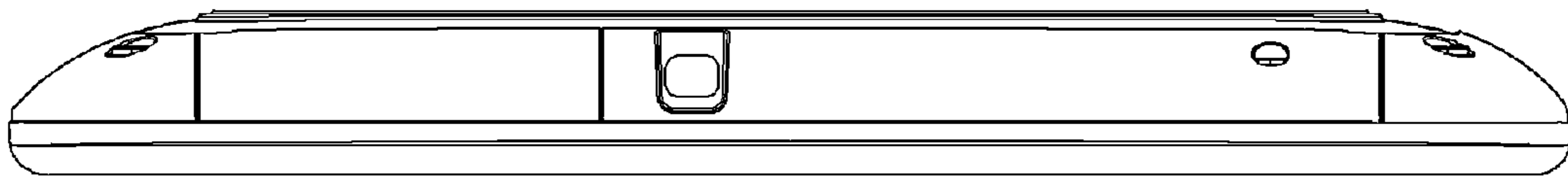


FIG. 8

