



US00D710336S

(12) **United States Design Patent**
Aarrestad et al.

(10) **Patent No.:** **US D710,336 S**

(45) **Date of Patent:** **** Aug. 5, 2014**

(54) **TABLE MICROPHONE**

(75) Inventors: **Glenn R. G. Aarrestad**, Oslo (NO);
Eric W. Nichols, San Francisco, CA
(US); **Evelyne Chaubert**, San Francisco,
CA (US); **David M. Sanguinet**, San
Jose, CA (US); **Shawn E. Bender**,
Campbell, CA (US); **Olin D. Williford**,
Santa Clara, CA (US)

(73) Assignee: **Cisco Technology, Inc.**, San Jose, CA
(US)

(**) Term: **14 Years**

(21) Appl. No.: **29/416,711**

(22) Filed: **Mar. 26, 2012**

(51) **LOC (10) Cl.** **14-01**

(52) **U.S. Cl.**
USPC **D14/227**

(58) **Field of Classification Search**
CPC A42B 3/30; H04R 1/083; H04R 1/086;
H04R 1/08; H04R 1/38; H04R 1/406; H04R
19/04; G01K 9/13; G01K 9/22; G01K 9/20;
G01K 1/26; G01K 1/063; G01K 1/064;
F16M 13/00
USPC D14/225–229, 496, 154, 155, 158, 159,
D14/204, 206, 207, 209–216, 217, 218, 299,
D14/356, 480.2, 480.7; 181/143–145,
181/147–148, 150, 153, 157, 198–199;
381/300–302, 306, 333, 345, 361–365,
381/386–388; 465/95, 569.1; 340/391.1,
340/396.1, 577, 691.5, 693.9; 455/95,
455/569.1

See application file for complete search history.

(56) **References Cited**

U.S. PATENT DOCUMENTS

D284,280	S	*	6/1986	Mack et al.	D14/496
D290,006	S	*	5/1987	Frost et al.	D14/243
D433,013	S	*	10/2000	Yuyama et al.	D14/227
D469,418	S	*	1/2003	Hsu	D14/142
D472,887	S	*	4/2003	Right et al.	D14/172
D489,353	S	*	5/2004	Right et al.	D14/172
D525,231	S	*	7/2006	McMillen et al.	D14/149
D586,335	S	*	2/2009	Wise et al.	D14/225
D589,605	S	*	3/2009	Reedy et al.	D23/388
D627,318	S	*	11/2010	Petersen et al.	D14/125
D629,794	S	*	12/2010	Aarrestad	D14/225
8,170,253	B1		5/2012	Enstad et al.		
8,180,088	B2		5/2012	Moengen		
D685,346	S	*	7/2013	Szymanski et al.	D14/214
D686,182	S	*	7/2013	Ashiwa et al.	D14/149

* cited by examiner

Primary Examiner — Thomas Johannes

Assistant Examiner — Holly E Thurman

(74) *Attorney, Agent, or Firm* — Edell, Shapiro & Finnan,
LLC

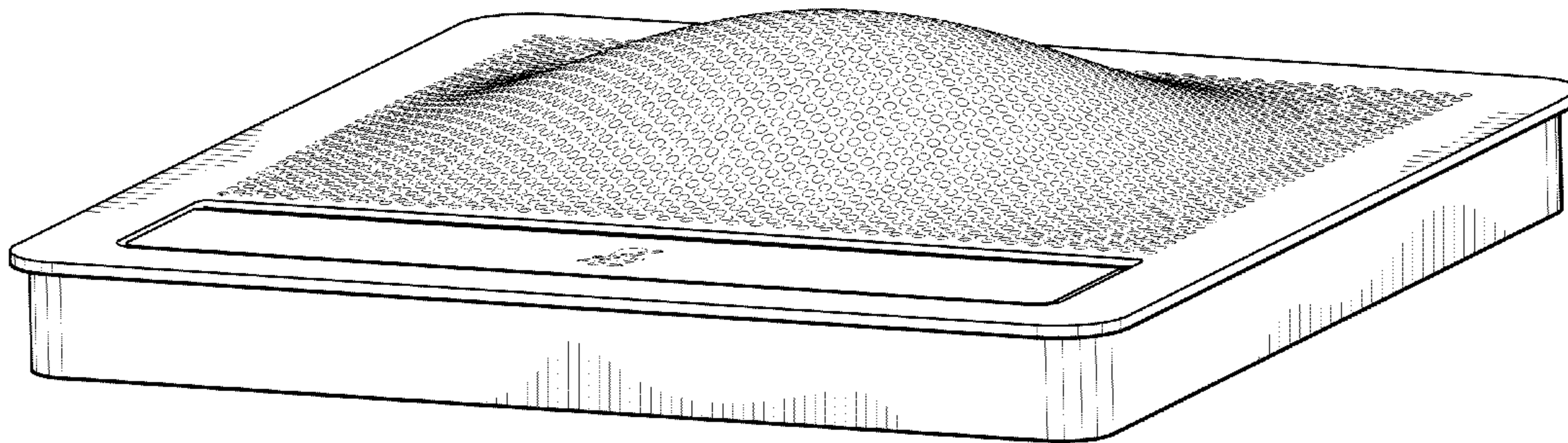
(57) **CLAIM**

The ornamental design for a table microphone, as shown and described.

DESCRIPTION

FIG. 1 is a front, right perspective view from above for a table microphone according to the present invention;
FIG. 2 is a top plan view thereof;
FIG. 3 is a bottom plan view thereof;
FIG. 4 is a front elevation view thereof;
FIG. 5 is a rear elevation view thereof;
FIG. 6 is a right side elevation view thereof;
FIG. 7 is a left side elevation view thereof;
FIG. 8 is another front, right perspective view thereof; and,
FIG. 9 is still another front, right perspective view thereof.
Any portions shown in broken lines show unclaimed subject matter only and form no part of the claimed design.

1 Claim, 9 Drawing Sheets



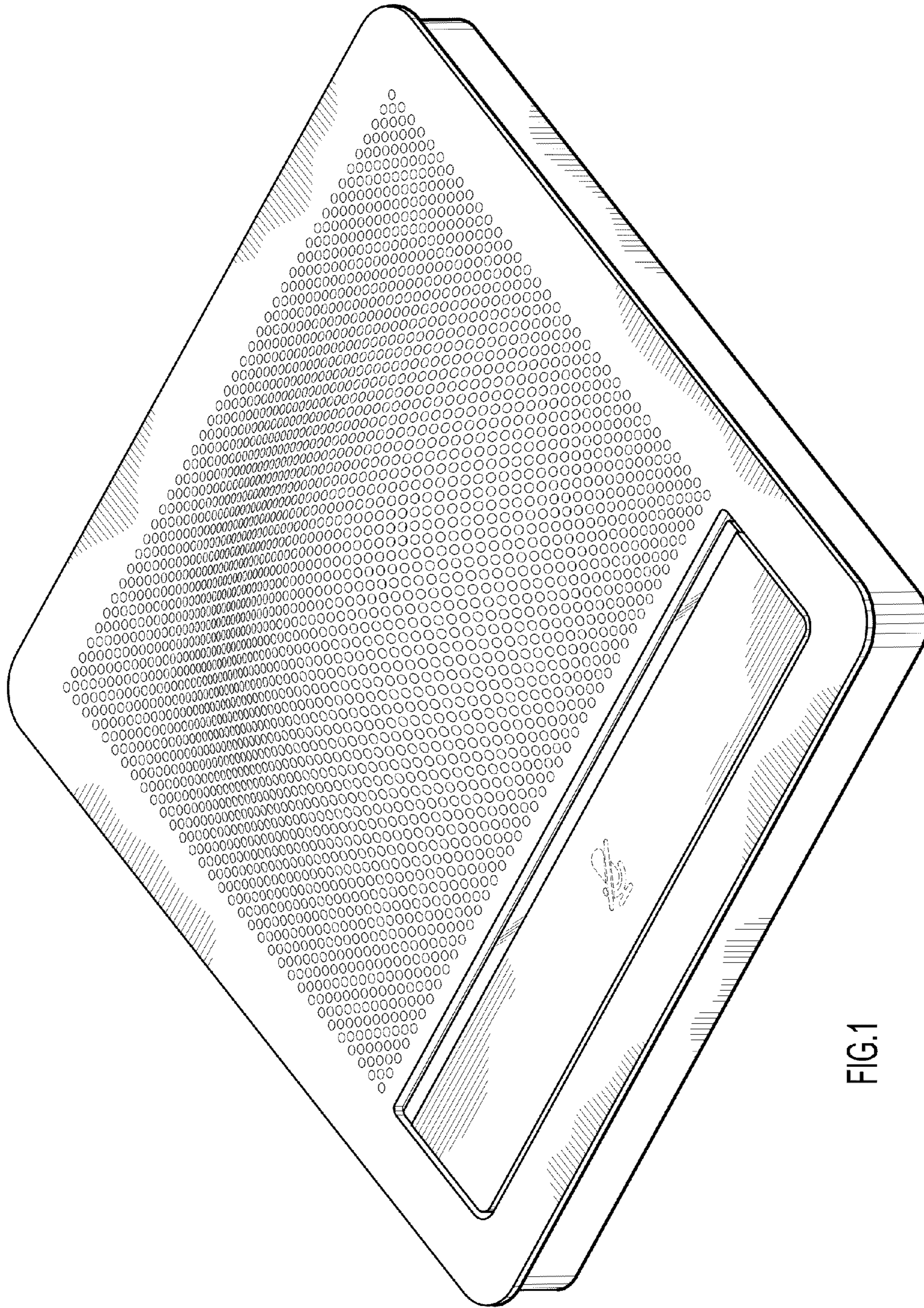


FIG.1




FIG.2

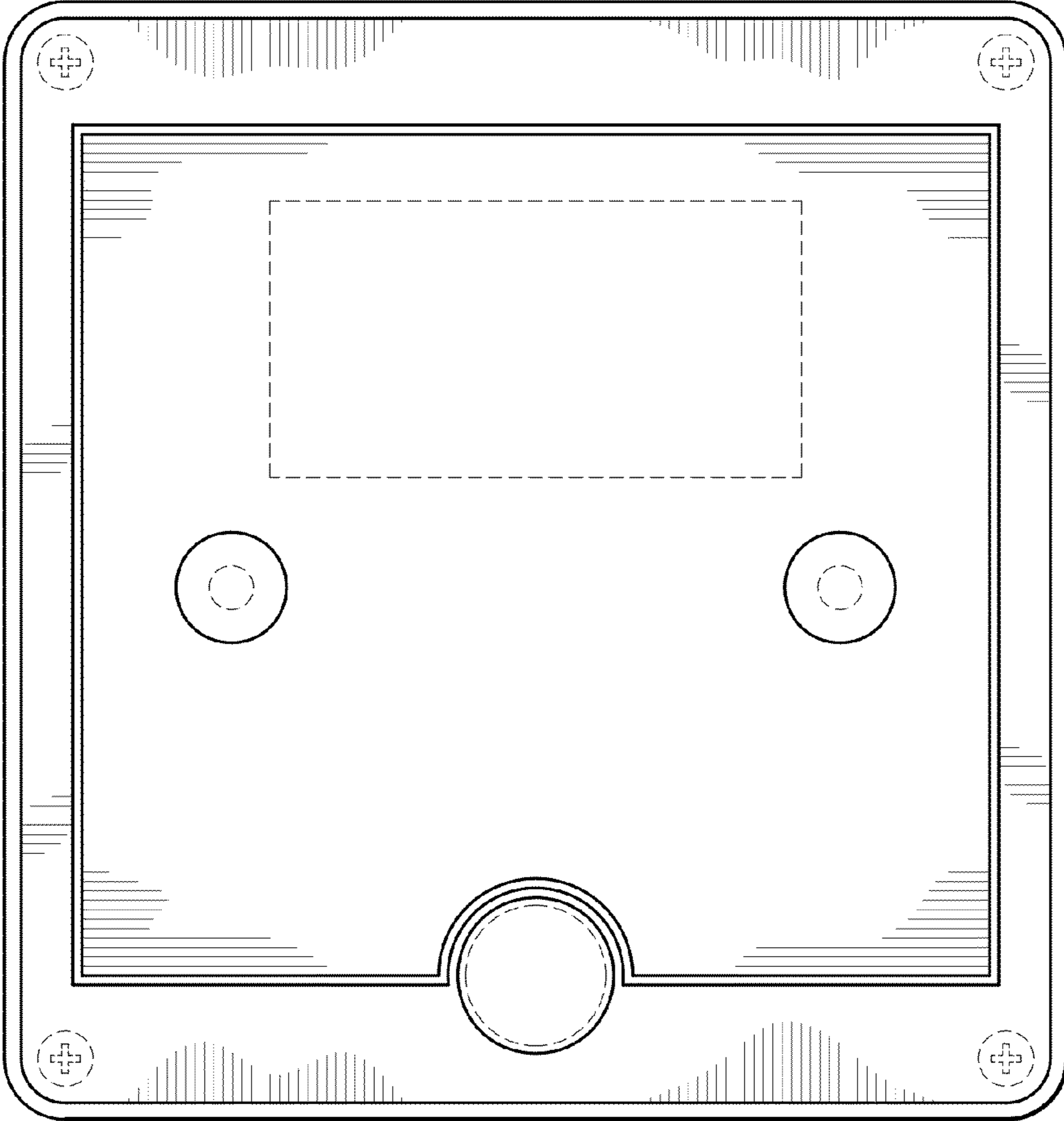


FIG.3

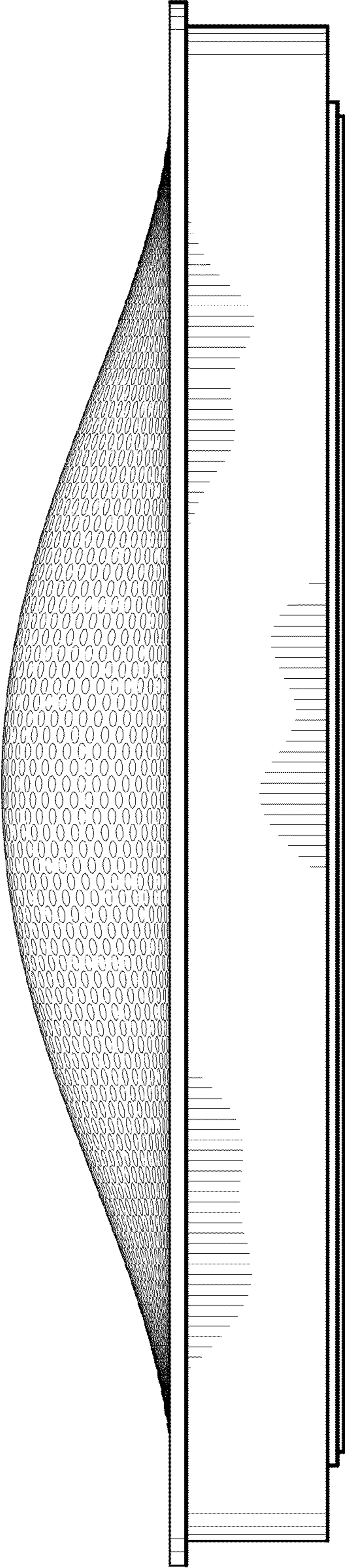


FIG.4

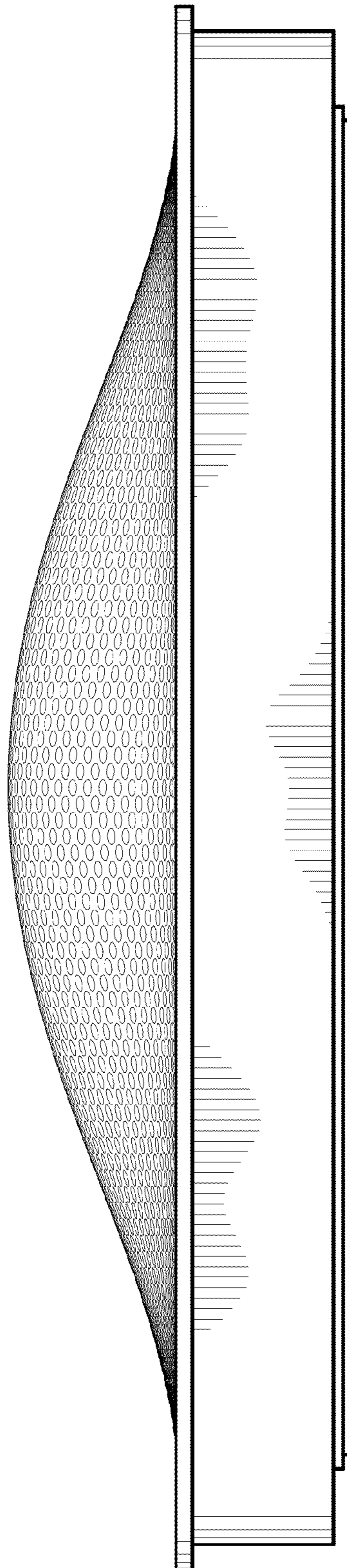


FIG.5

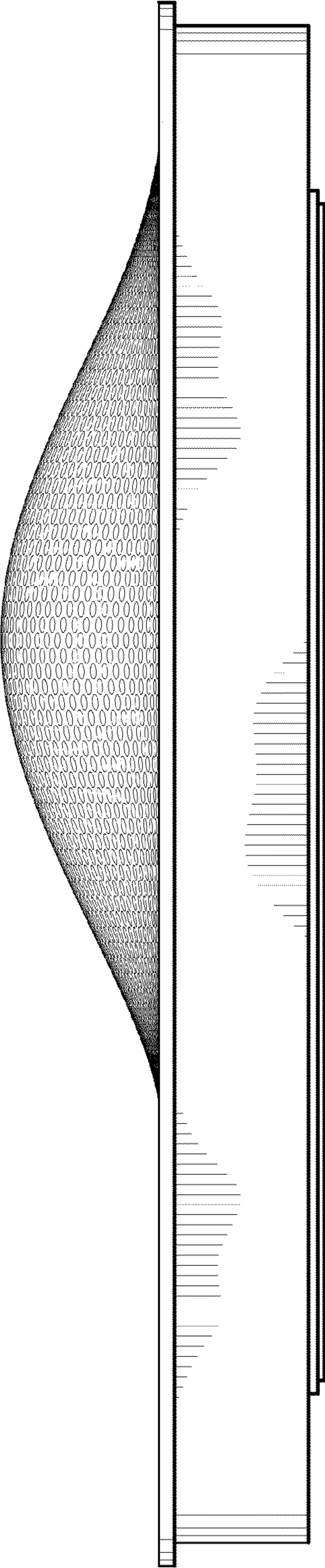


FIG.6

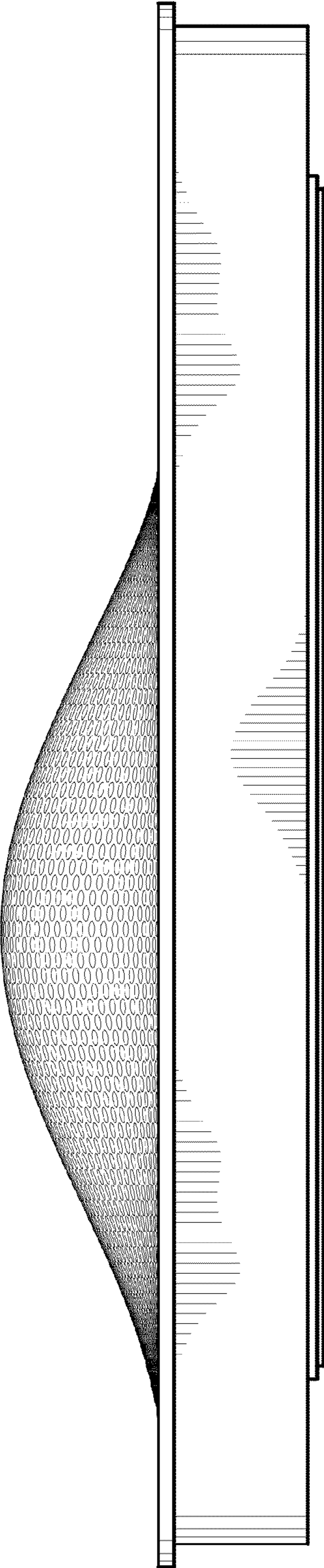


FIG.7

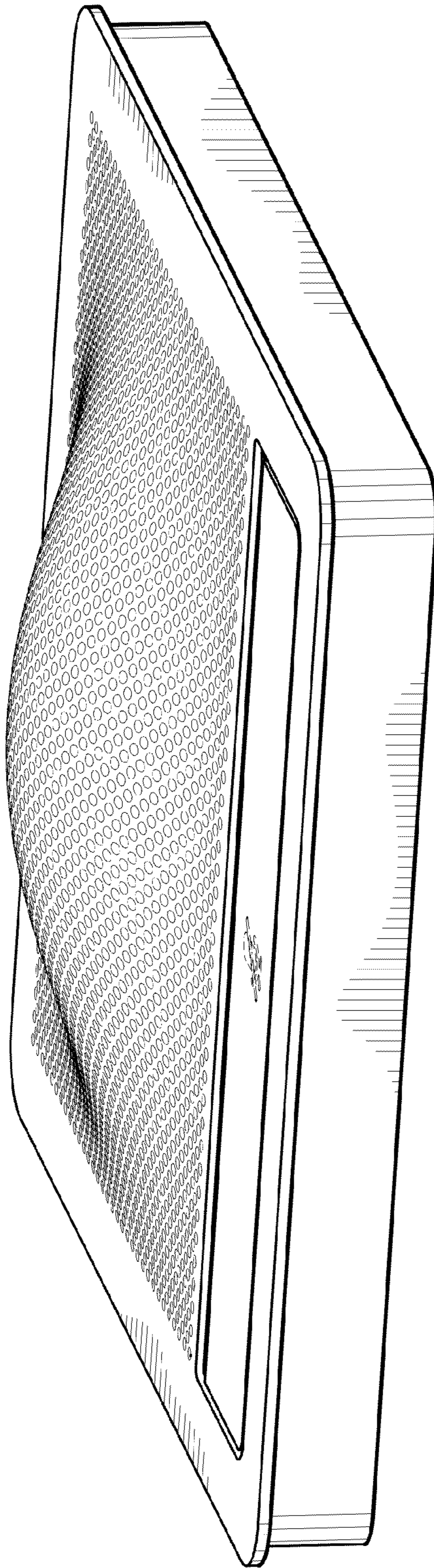


FIG.8

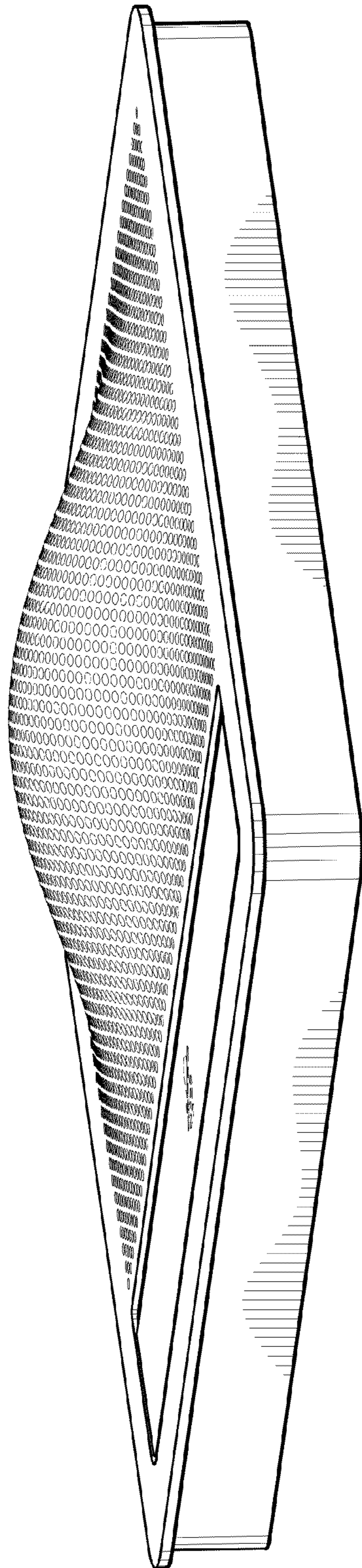


FIG.9