



US00D710331S

(12) **United States Design Patent**  
**Yuyama et al.**

(10) **Patent No.:** **US D710,331 S**  
(45) **Date of Patent:** **\*\* Aug. 5, 2014**

(54) **REMOTE CONTROLLER FOR PROJECTOR**

(71) Applicant: **Panasonic Corporation**, Osaka (JP)

(72) Inventors: **Keiji Yuyama**, Osaka (JP); **Takashi Tsukahara**, Osaka (JP); **Ippei Ohashi**, Osaka (JP)

(73) Assignee: **Panasonic Corporation**, Osaka (JP)

(\*\*) Term: **14 Years**

(21) Appl. No.: **29/487,179**

(22) Filed: **Apr. 7, 2014**

(30) **Foreign Application Priority Data**

Oct. 21, 2013 (JP) ..... 2013-024370

(51) **LOC (10) Cl.** ..... **14-03**

(52) **U.S. Cl.**  
USPC ..... **D14/218**

(58) **Field of Classification Search**  
USPC ..... D14/218, 455; D13/168; D21/566;  
D10/104, 106; 345/169; 348/14.05,  
348/114, 211.99, 734; 340/825.24; 341/22;  
455/92, 95, 128, 151.1-151.4, 352,  
455/355, FOR. 121; 700/65  
See application file for complete search history.

(56) **References Cited**

**U.S. PATENT DOCUMENTS**

D307,888 S *	5/1990	Ishida	.....	D14/346
D329,848 S *	9/1992	Mizusugi et al.	.....	D14/399
D364,391 S *	11/1995	Drugge	.....	D14/345
D364,872 S *	12/1995	Schwartz	.....	D14/218
D382,878 S *	8/1997	Erlin	.....	D14/218
D401,587 S *	11/1998	Rudolph	.....	D14/218
D424,062 S *	5/2000	Barhold et al.	.....	D14/218

D426,232 S *	6/2000	Silbermann et al.	.....	D14/218
D429,718 S *	8/2000	Rudolph	.....	D14/218
D476,973 S *	7/2003	Yamagishi	.....	D14/218
D550,211 S *	9/2007	Ikeda et al.	.....	D14/218
D561,178 S *	2/2008	Azuma	.....	D14/218
D571,308 S *	6/2008	Gastelum et al.	.....	D13/168
D589,496 S *	3/2009	Legrand	.....	D14/218
D606,981 S *	12/2009	Kaneko	.....	D14/218
D618,217 S *	6/2010	Harden et al.	.....	D14/218
D625,296 S *	10/2010	Chiu	.....	D14/218
D637,179 S *	5/2011	Chiu	.....	D14/218
D641,735 S *	7/2011	Santa Maria et al.	.....	D14/218
D660,825 S *	5/2012	Harden et al.	.....	D14/218
D664,521 S *	7/2012	VanDuyn et al.	.....	D14/218

**FOREIGN PATENT DOCUMENTS**

CN 200830297603.8 1/2010

\* cited by examiner

*Primary Examiner* — John Windmuller

(74) *Attorney, Agent, or Firm* — Panasonic Patent Center

(57) **CLAIM**

We claim the ornamental design for a remote controller for projector, as shown and described.

**DESCRIPTION**

FIG. 1 is a front perspective view of a remote controller for projector of the present invention;  
FIG. 2 is a rear perspective view thereof;  
FIG. 3 is a front view thereof;  
FIG. 4 is a rear view thereof;  
FIG. 5 is a first side view thereof;  
FIG. 6 is a second side view thereof;  
FIG. 7 is a top view thereof; and,  
FIG. 8 is a bottom view thereof.  
The broken lines in FIG. 7 depict a portion of the remote controller that is not part of the claimed design.

**1 Claim, 8 Drawing Sheets**

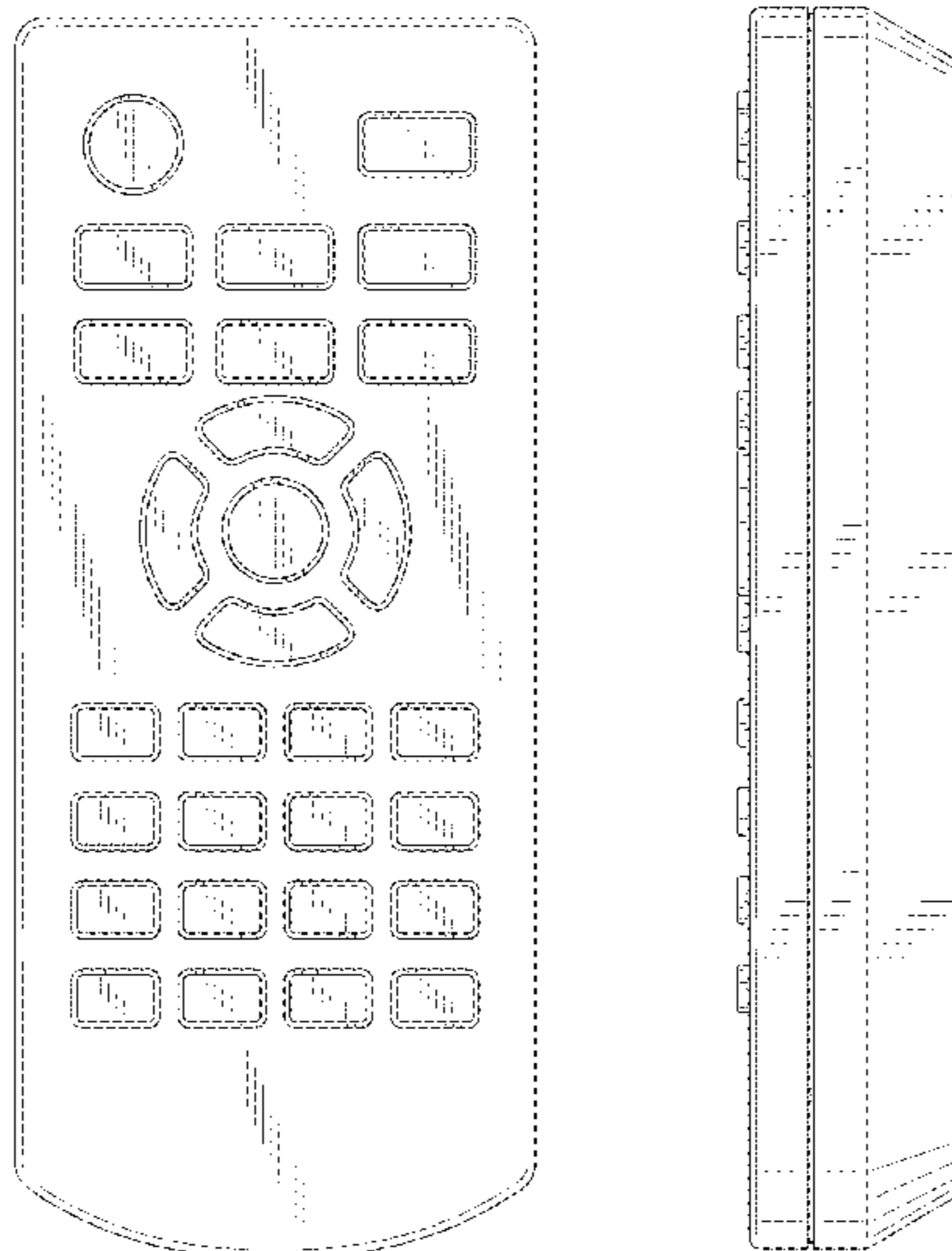


FIG. 1

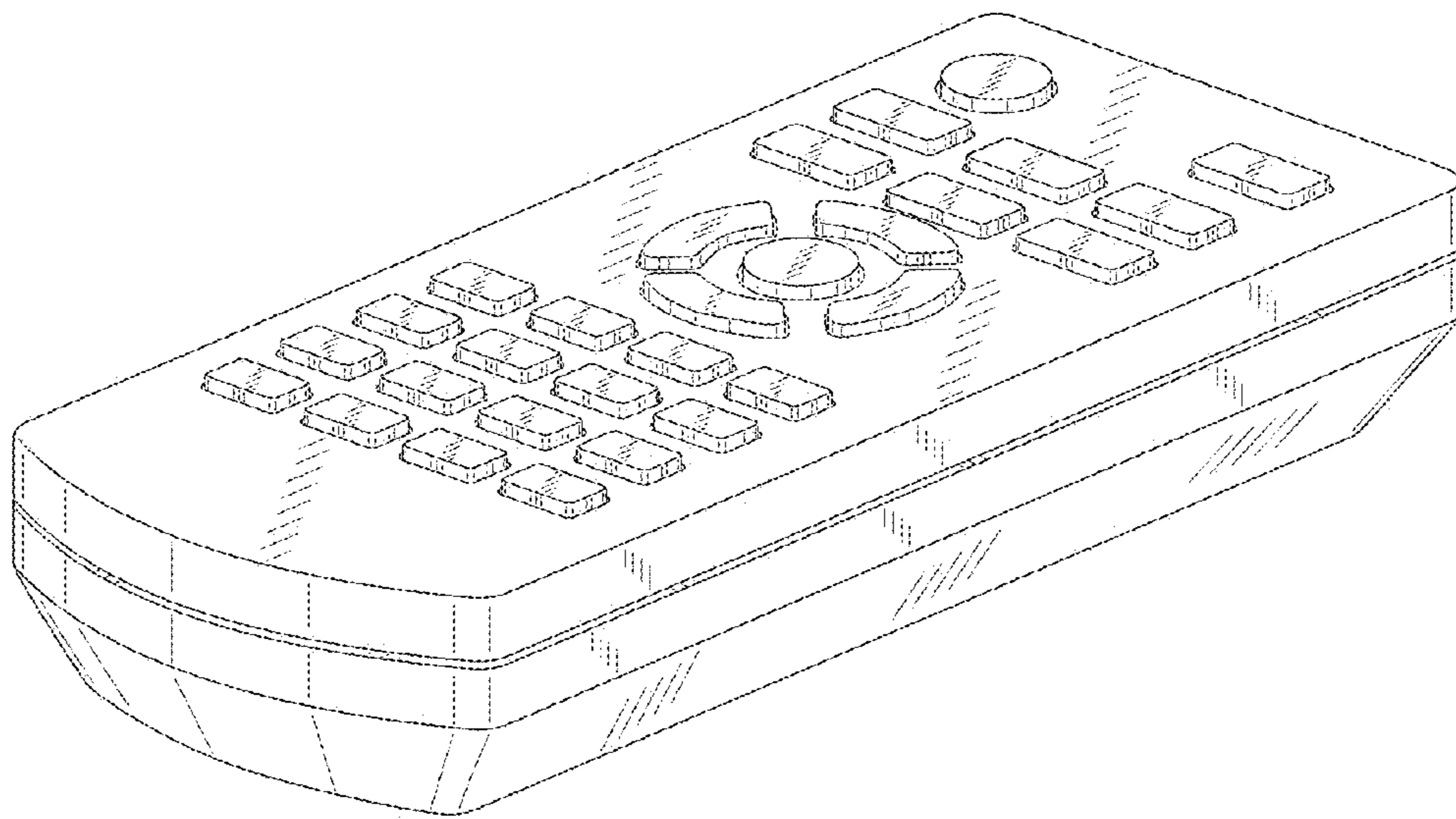


FIG. 2

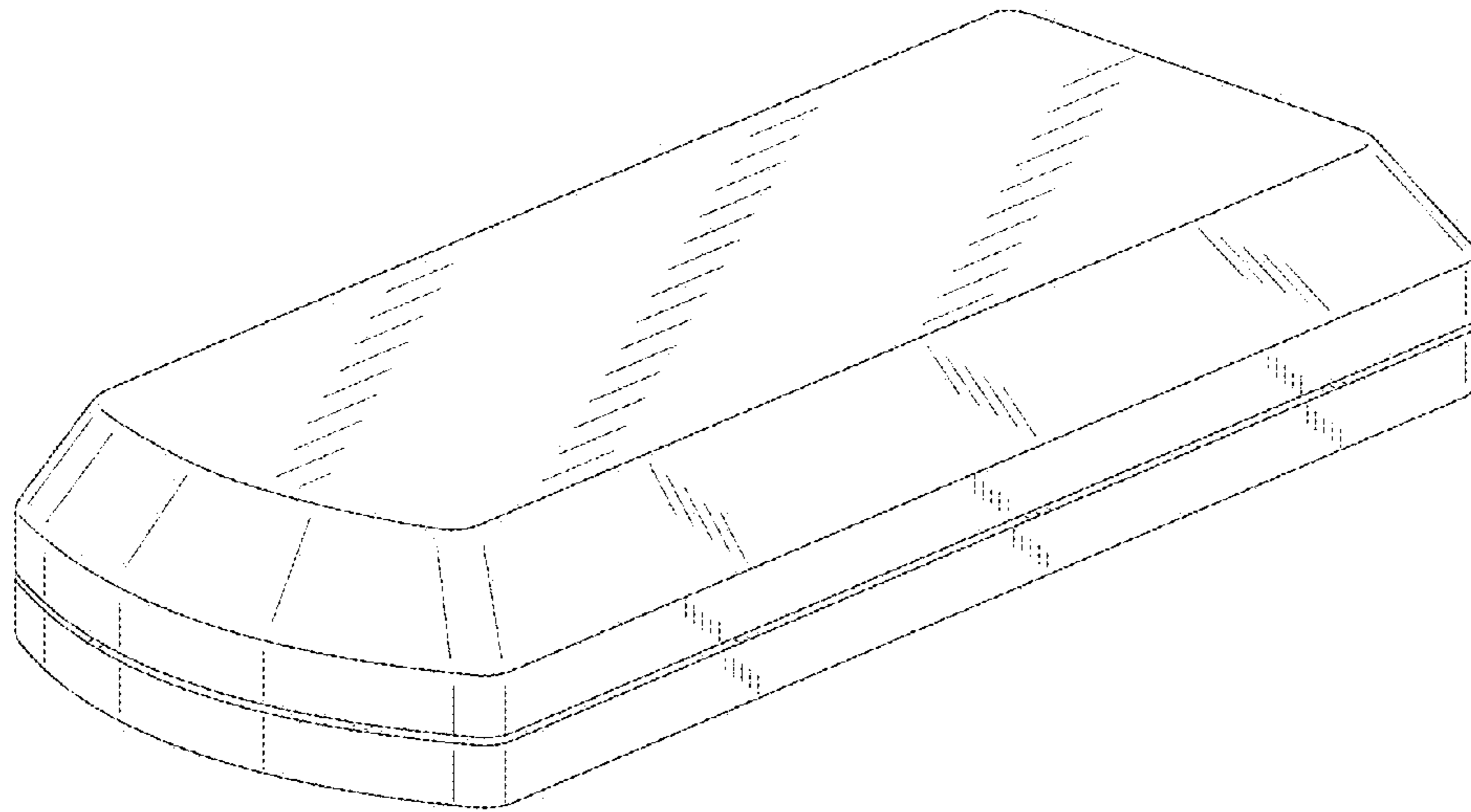


FIG. 3

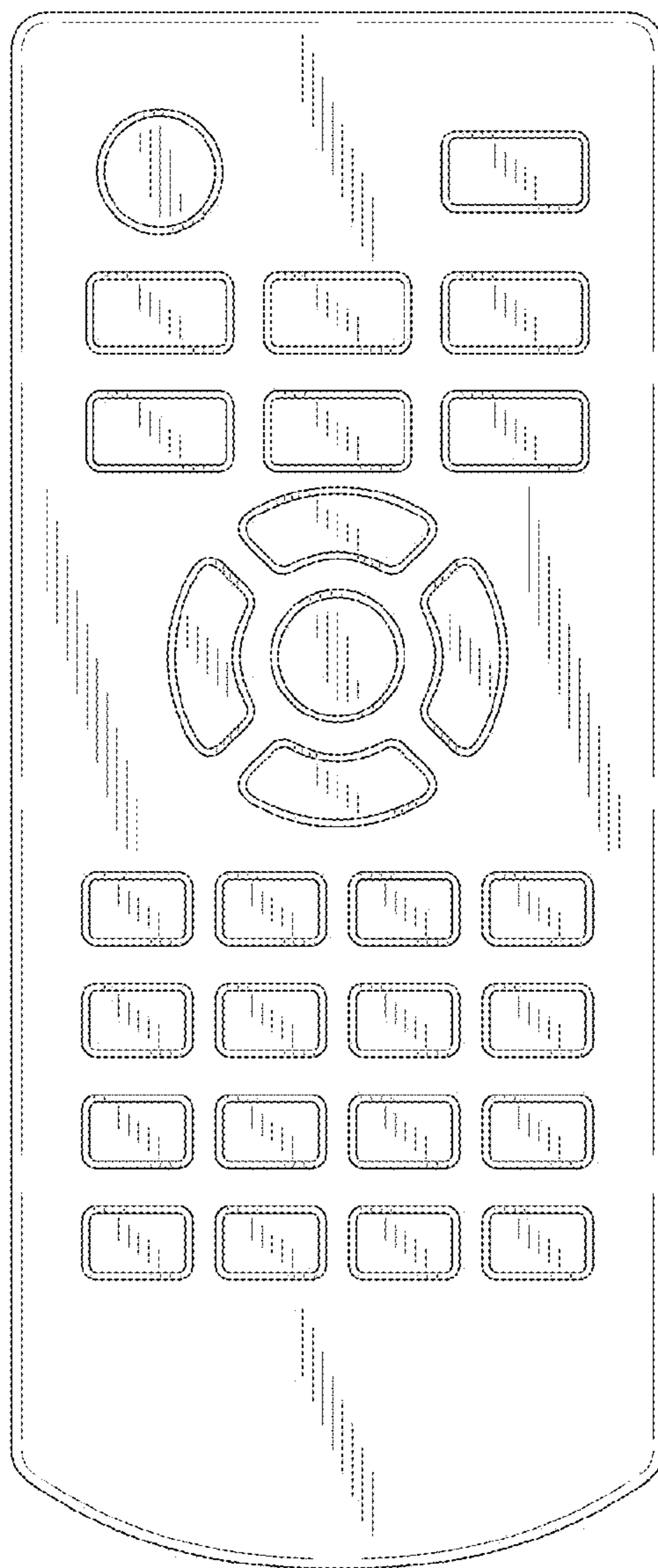


FIG. 4

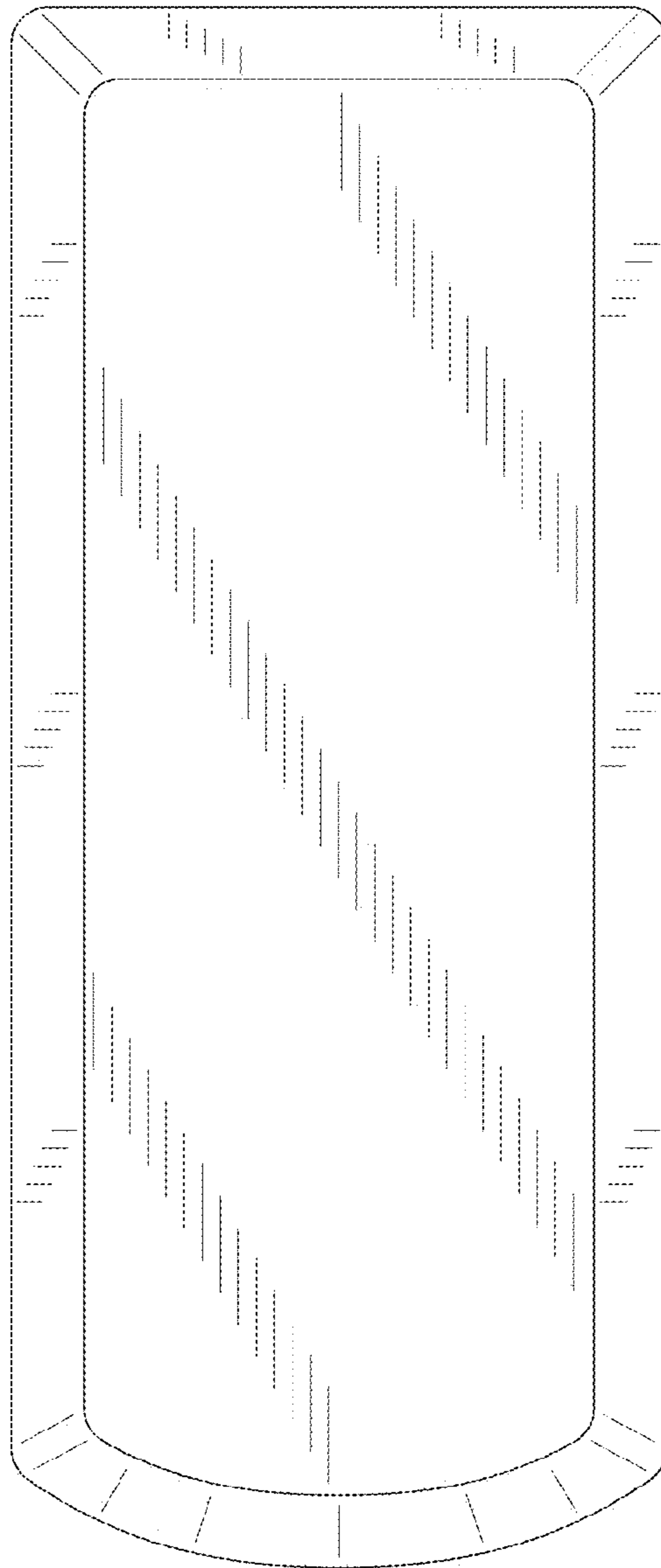


FIG. 5

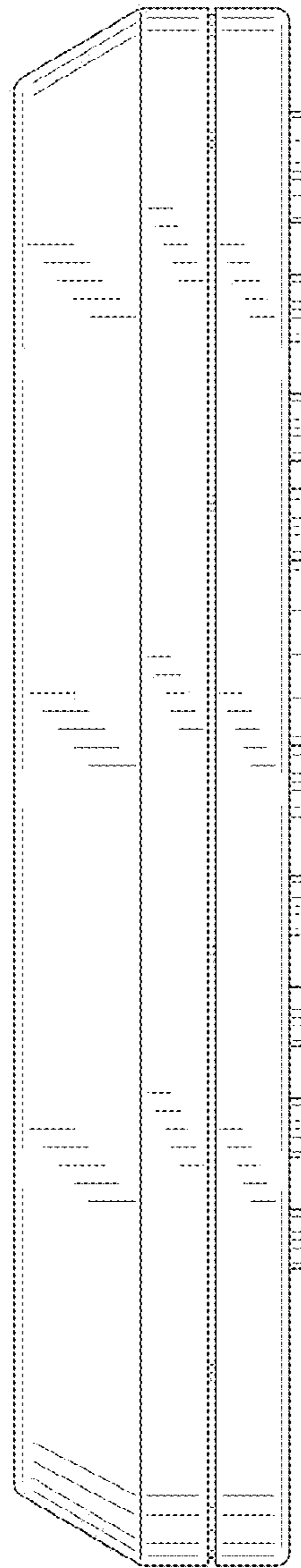




FIG. 6

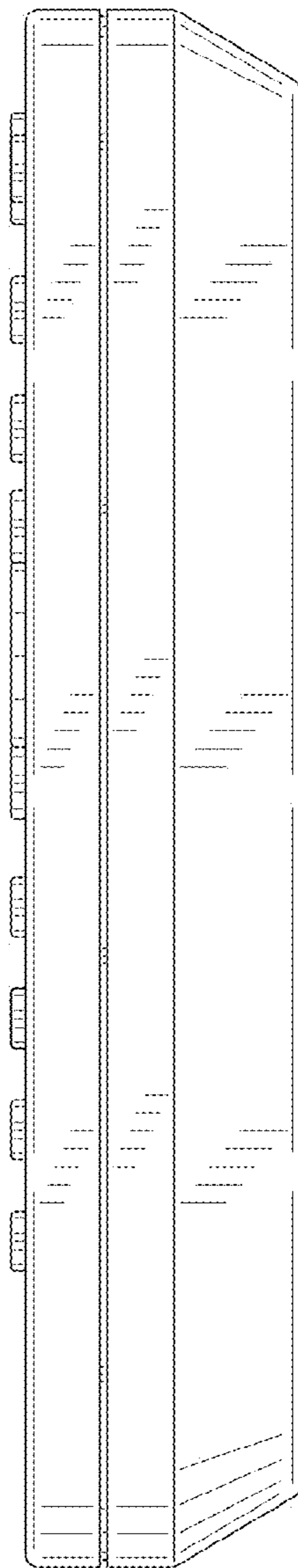


FIG. 7

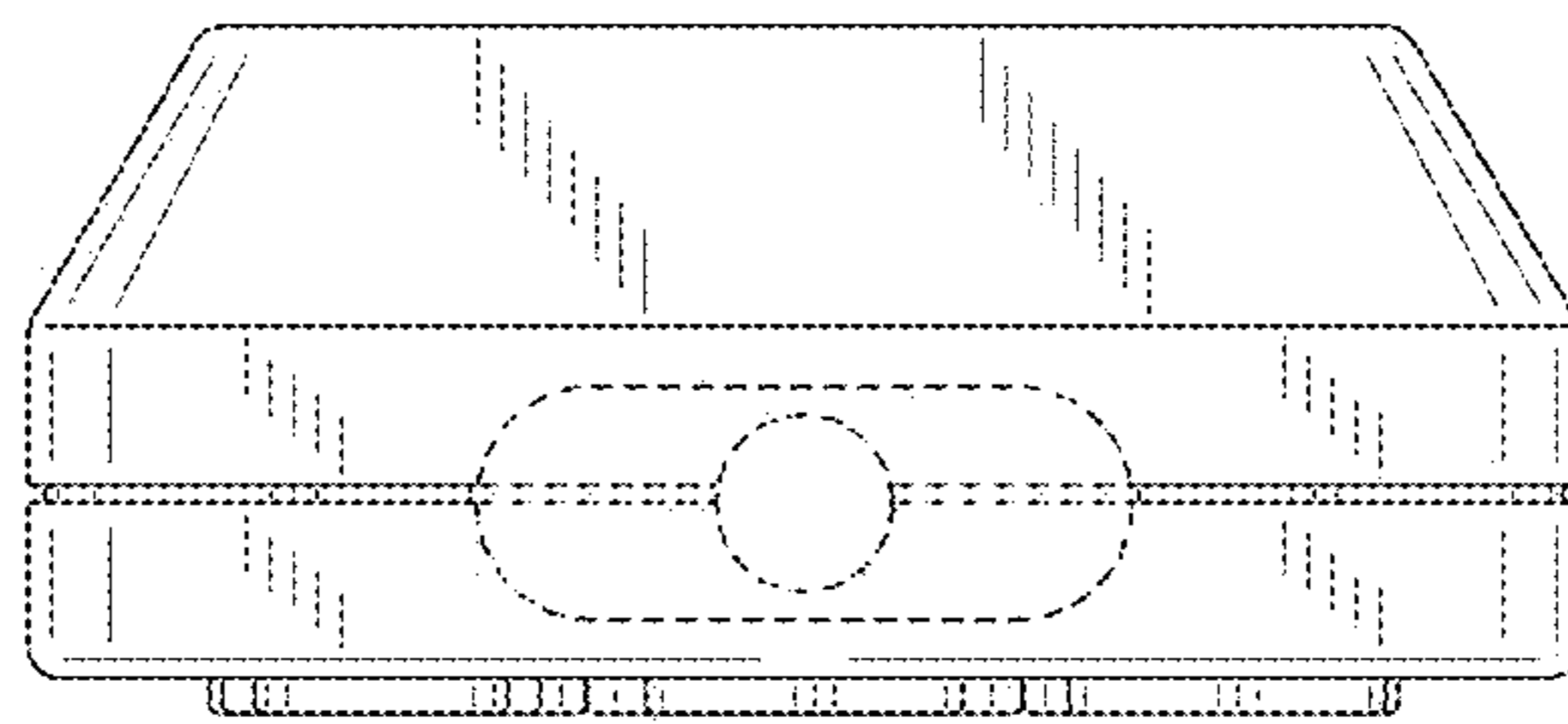




FIG. 8

