



US00D710295S

(12) **United States Design Patent**
Bortolet et al.

(10) **Patent No.:** **US D710,295 S**

(45) **Date of Patent:** **** Aug. 5, 2014**

- (54) **TIRE**
- (71) Applicant: **The Goodyear Tire & Rubber Company, Akron, OH (US)**
- (72) Inventors: **Lionel Jean-Marie Bortolet, Gorcy (FR); Phuoc Thuan Le, Attert (BE); Daniel Scheuren, Arlon (BE); Michel Pierre Charles Robert, Sibret (BE); Jean-Claude Knepper, Ingeldorf (LU); Vincent Dominique Claude Rion, Sprimont (BE); Georges Gaston Feider, Bettborn (LU); Raymond Marie Joseph Ghislain Houba, Vaux-sur-sure (BE); Stephane Houchard, Orgeo (BE); Jaroslaw Micek, Ettelbruck (LU)**
- (73) Assignee: **The Goodyear Tire & Rubber Company, Akron, OH (US)**
- (**) Term: **14 Years**
- (21) Appl. No.: **29/466,022**
- (22) Filed: **Sep. 4, 2013**
- (51) **LOC (10) Cl.** **12-15**
- (52) **U.S. Cl.**
USPC **D12/601**
- (58) **Field of Classification Search**
USPC D12/568–603, 900–901, 564–465;
152/209.1–209.9, 209.11–209.19,
152/209.21–209.28, 455
See application file for complete search history.

D415,982 S *	11/1999	Consolacion et al.	D12/601
D423,995 S	5/2000	Gillard et al.	D12/142
D448,328 S *	9/2001	Dumigan et al.	D12/601
D449,022 S	10/2001	Cazin-Bourguignon et al.	D12/147
D451,455 S *	12/2001	Helt	D12/600
D452,201 S *	12/2001	Regallis et al.	D12/601
D458,580 S	6/2002	Young et al.	D12/512
D458,584 S	6/2002	Young et al.	D12/600
D459,296 S *	6/2002	Umstot et al.	D12/601
D465,763 S *	11/2002	Umstot et al.	D12/600
D473,843 S	4/2003	Le et al.	D12/600
D478,863 S	8/2003	Le et al.	D12/602
D481,353 S *	10/2003	Oliver et al.	D12/600

(Continued)

Primary Examiner — Stacia Cadmus

(74) *Attorney, Agent, or Firm* — Richard B. O’Planick

(57) **CLAIM**

The ornamental design for a tire, as shown and described.

DESCRIPTION

FIG. 1 is a perspective view of a tire showing our new design, it being understood that the pattern repeats uniformly throughout the circumference of the tread;

FIG. 2 is a front elevational view thereof;

FIG. 3 is a right side elevational view thereof; the opposite side elevational view being identical thereto;

FIG. 4 is an enlarged fragmentary front elevational view thereof;

FIG. 5 is a perspective view of a second embodiment of a tire showing our new design, it being understood that the pattern repeats uniformly throughout the circumference of the tread and that the opposite side view is identical thereto; and,

FIG. 6 is a front elevational view of a second embodiment, it being understood that an enlarged fragmentary view thereof would be substantially identical to that shown in FIG. 4, with the exception of the inclusion of the sidewall in solid lines.

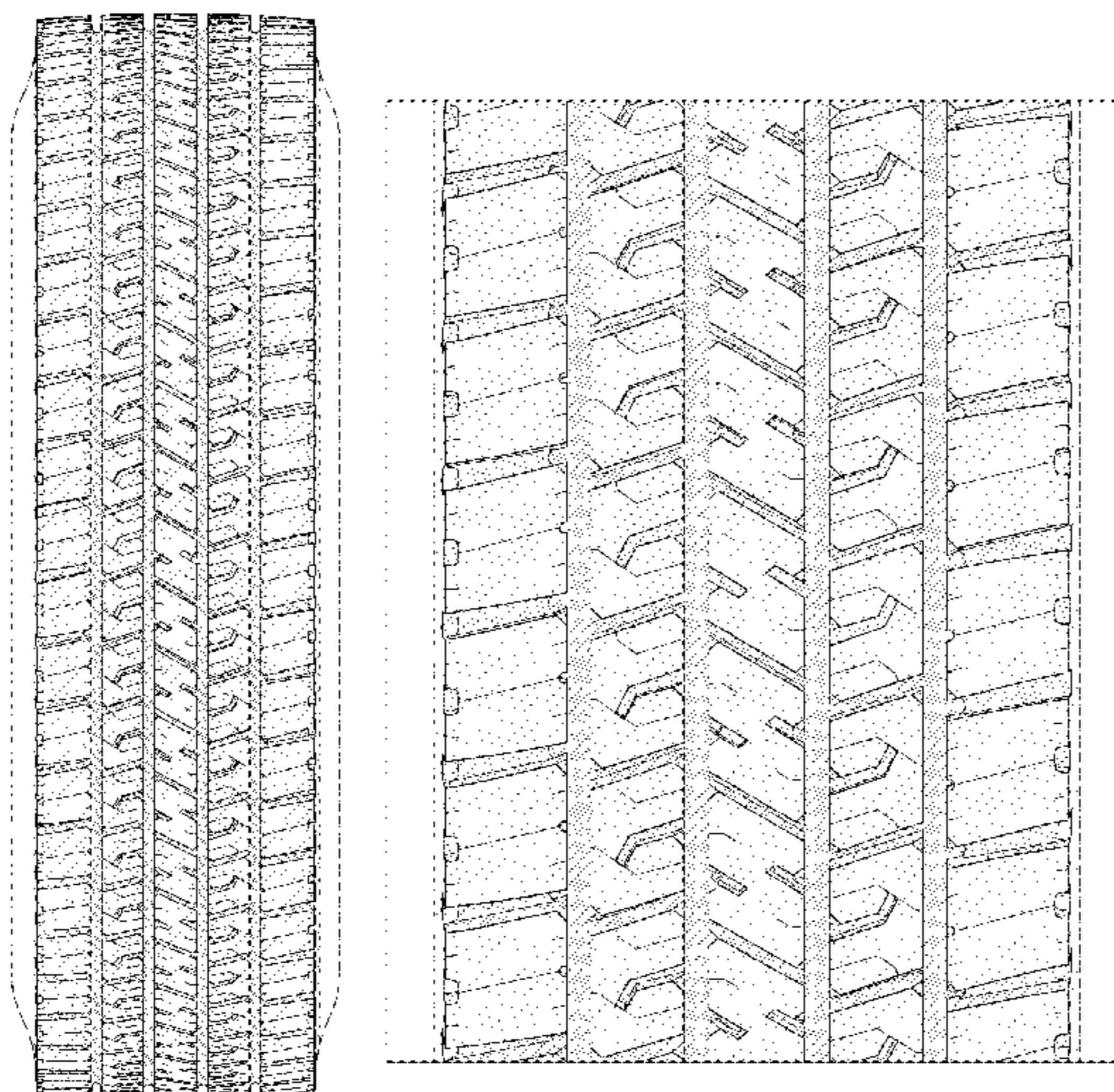
In the drawings, the broken lines showing of the sidewall, inner bead and the peripheral boundary between the tire tread and the sidewall in FIGS. 1 through 4 depict environmental subject matter and form no part of the claimed design.

1 Claim, 6 Drawing Sheets

(56) **References Cited**

U.S. PATENT DOCUMENTS

D360,859 S *	8/1995	Attinello et al.	D12/601
D383,712 S	9/1997	Scheuren et al.	D12/143
D387,716 S *	12/1997	Miller et al.	D12/601
D388,040 S	12/1997	de Barsy	D12/147
D390,513 S *	2/1998	Guspodin et al.	D12/601
D410,420 S	6/1999	de Barsy	D12/147



(56)

References Cited

U.S. PATENT DOCUMENTS

D497,875 S	11/2004	Le et al.	D12/594	D604,228 S	11/2009	Le et al.	D12/582
D498,208 S	11/2004	Cazin-Bourguignon et al.	D12/600	D604,229 S	11/2009	Le et al.	D12/582
D517,468 S	3/2006	Le et al.	D12/566	D612,325 S	3/2010	Haga	D12/566
D528,500 S	9/2006	Le et al.	D12/600	D619,081 S	7/2010	Nicolas et al.	D12/571
D533,498 S	12/2006	Scheuren et al.	D12/588	D626,501 S	11/2010	Cazin-Bourguignon et al.	D12/600
D534,858 S	1/2007	Le et al.	D12/553	D627,707 S	11/2010	Le et al.	D12/566
D541,731 S	5/2007	Maziarka et al.	D12/528	D628,955 S	12/2010	Toumni et al.	D12/588
D554,055 S	10/2007	Beauguitte et al.	D12/600	D631,000 S *	1/2011	Yonetsu	D12/600
D569,334 S	5/2008	Maziarka et al.	D12/600	D631,001 S *	1/2011	Hughes et al.	D12/601
D584,217 S	1/2009	Scheuren et al.	D12/549	D631,428 S *	1/2011	Yonetsu	D12/600
D586,727 S	2/2009	Campana	D12/545	D645,810 S *	9/2011	Le et al.	D12/600
D586,730 S	2/2009	Scheuren et al.	D12/553	D647,040 S	10/2011	Mathonet et al.	D12/588
D601,085 S	9/2009	Janesh et al.	D12/600	D648,264 S	11/2011	Le et al.	D12/588
				D662,463 S *	6/2012	Youn	D12/601
				D673,899 S *	1/2013	Uphouse et al.	D12/600
				D674,743 S *	1/2013	Uphouse et al.	D12/600

* cited by examiner

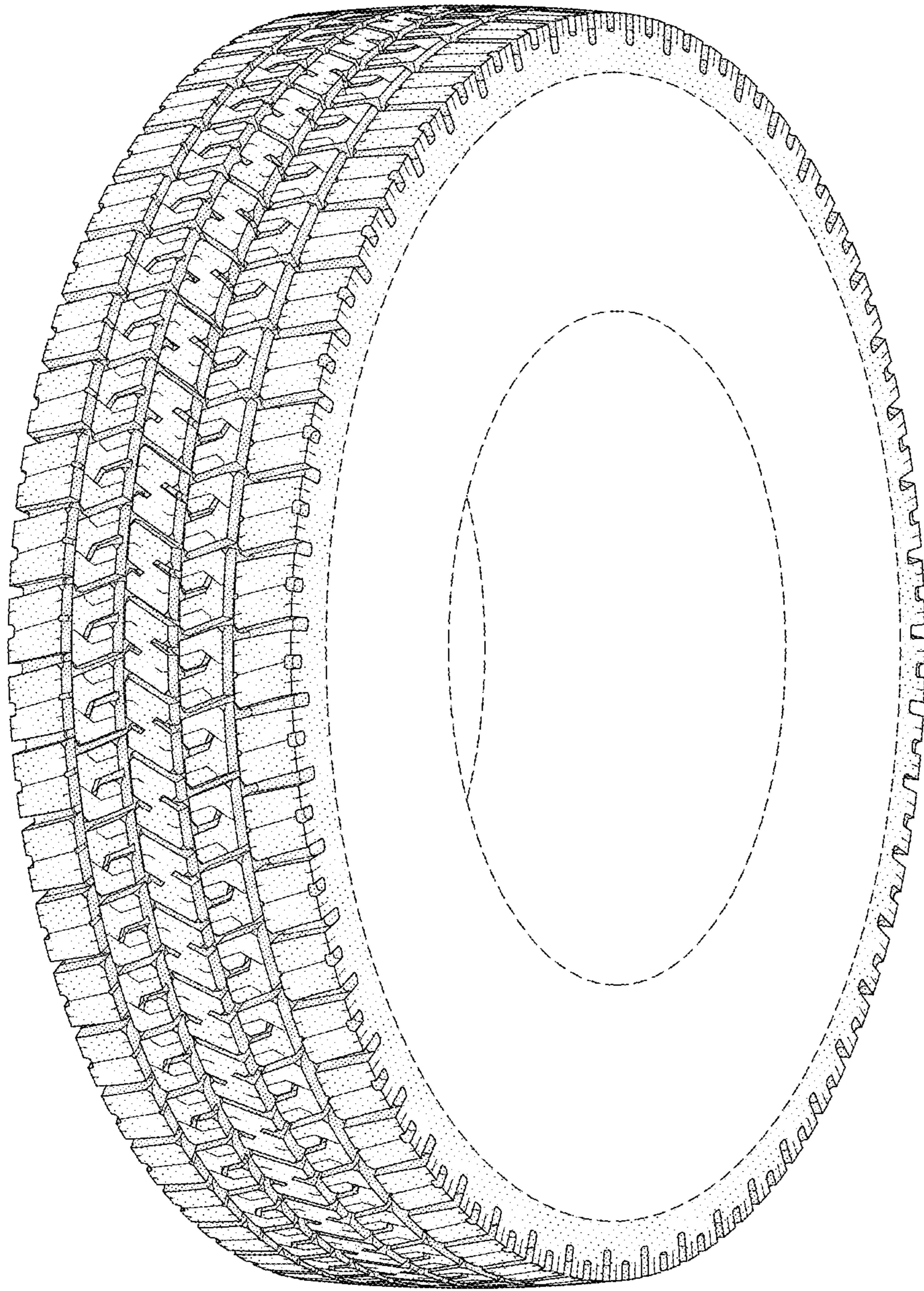


FIG-1

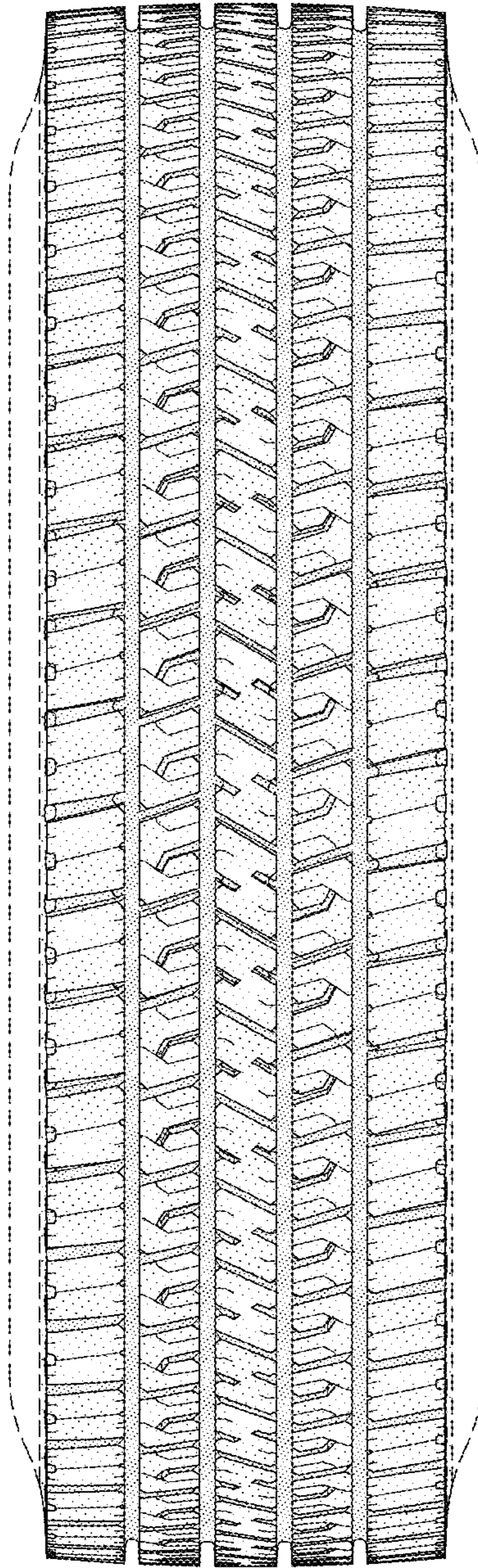


FIG-2

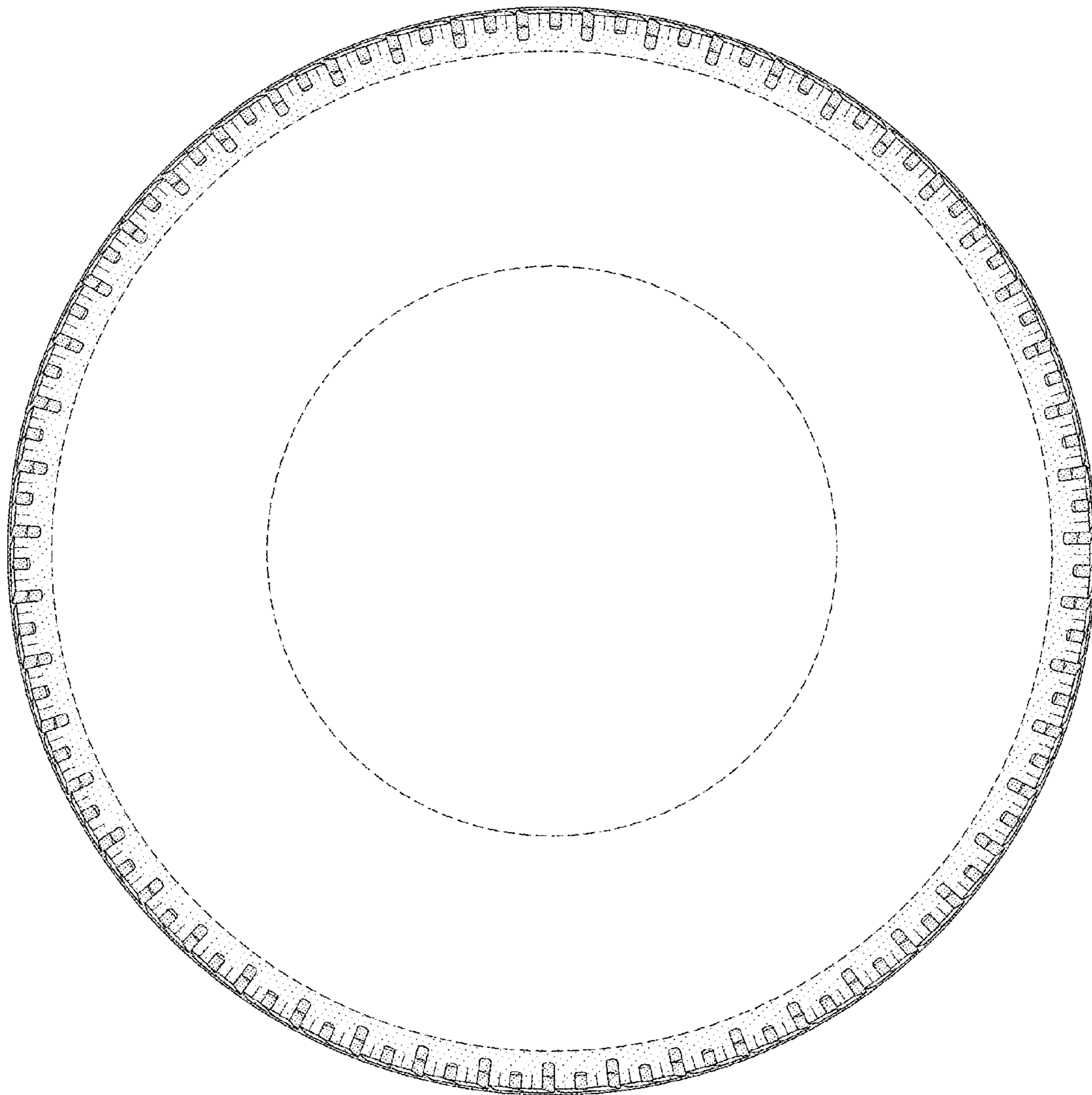


FIG-3

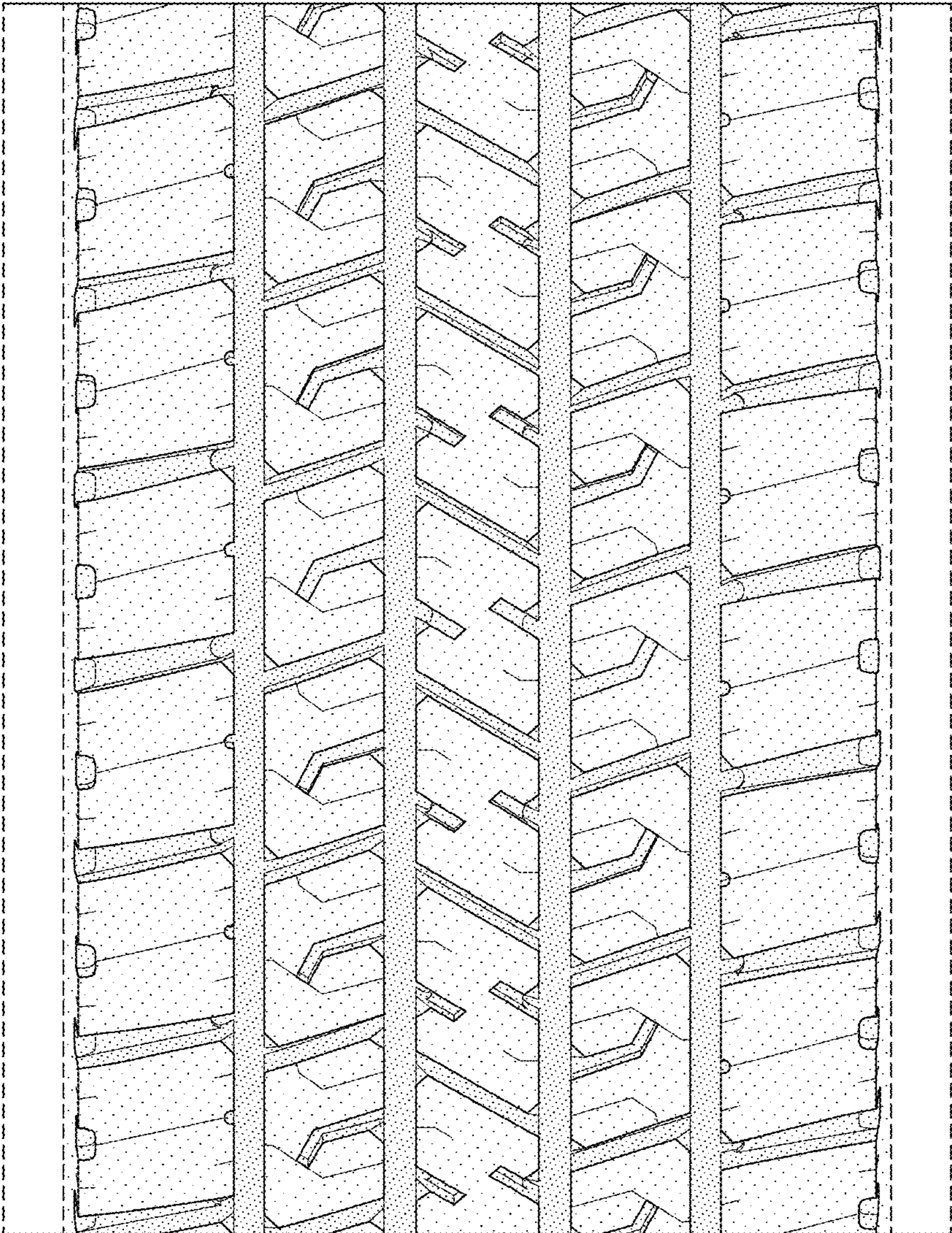


FIG-4

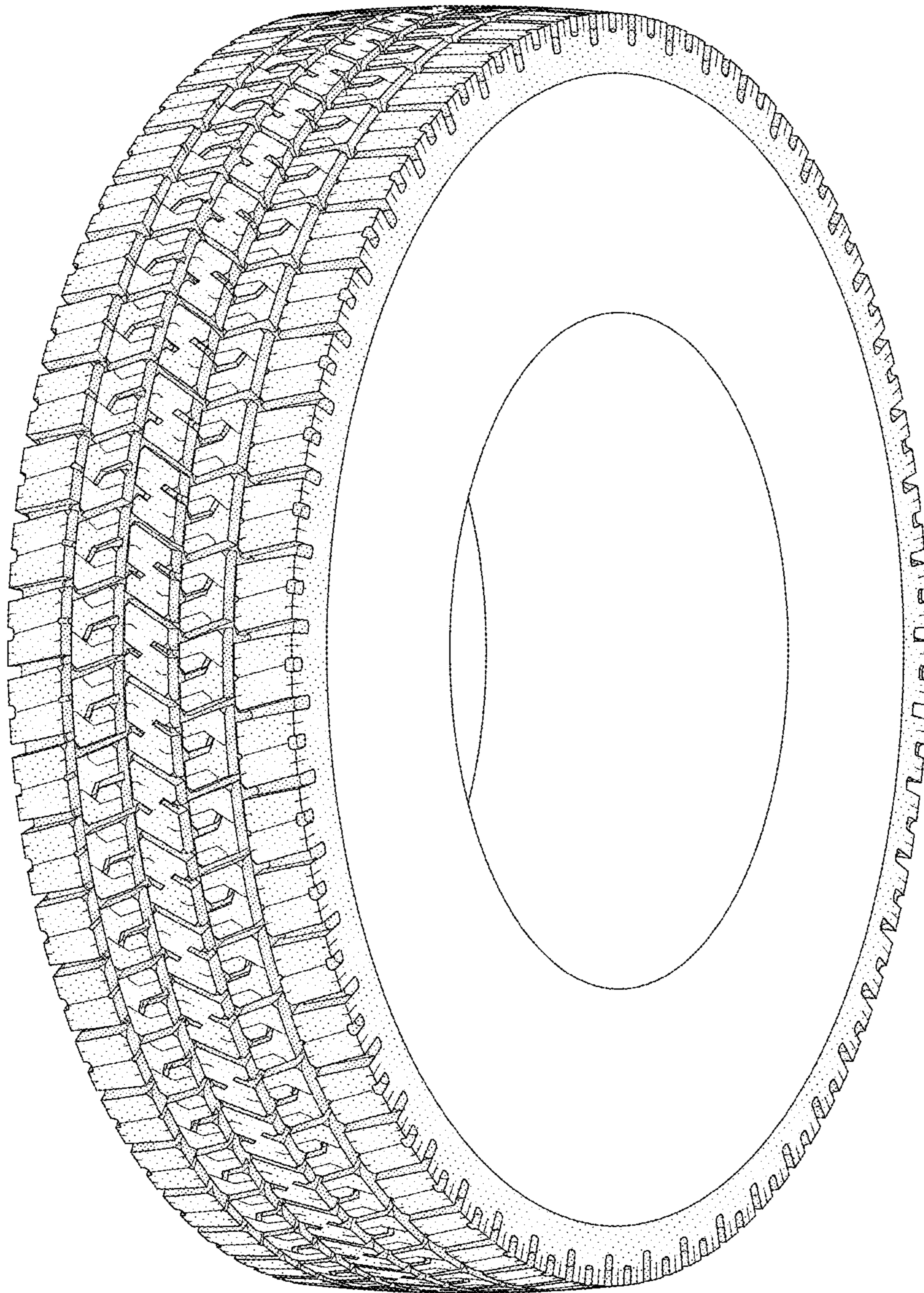


FIG-5

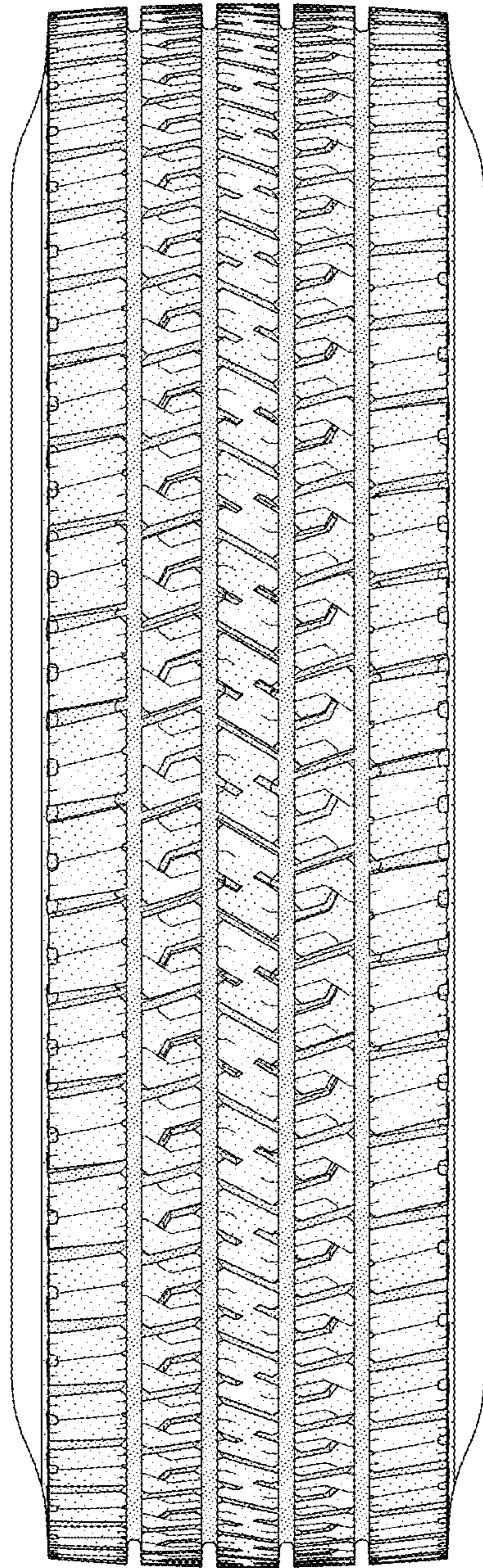


FIG-6