



US00D710291S

(12) **United States Design Patent**
Mosko

(10) **Patent No.:** **US D710,291 S**

(45) **Date of Patent:** **** Aug. 5, 2014**

(54) **TIRE TREAD FOR A VEHICLE TIRE**

(56) **References Cited**

(71) Applicant: **Continental Reifen Deutschland GmbH**, Hannover (DE)

U.S. PATENT DOCUMENTS

(72) Inventor: **Martin Mosko**, Belusa (SK)

D558,128 S *	12/2007	Delu et al.	D12/521
D588,979 S *	3/2009	Kiwaki	D12/515
D624,871 S *	10/2010	Behr	D12/519
D647,456 S *	10/2011	Behr	D12/519
D648,668 S *	11/2011	Kujime	D12/519
D667,360 S *	9/2012	Ishida et al.	D12/523

(73) Assignee: **Continental Reifen Deutschland GmbH**, Hannover (DE)

* cited by examiner

(**) Term: **14 Years**

Primary Examiner — Stacia Cadmus

(21) Appl. No.: **29/475,801**

(74) *Attorney, Agent, or Firm* — Laurence A. Greenberg; Werner H. Stemer; Ralph E. Locher

(22) Filed: **Dec. 6, 2013**

(57) **CLAIM**

(30) **Foreign Application Priority Data**

The ornamental design for a tire tread for a vehicle tire, as shown and described.

Jun. 7, 2013 (EP) 002251421

DESCRIPTION

(51) **LOC (10) CL.** **12-15**

FIG. 1 is a front view of the tire tread for a vehicle tire, showing my new design;
FIG. 2 is a perspective view thereof;
FIG. 3 is an enlarged partial front view thereof;
FIG. 4 is a left side view thereof; and,
FIG. 5 is a right side view thereof.

(52) **U.S. CL.**

USPC **D12/519**; D12/523

(58) **Field of Classification Search**

USPC D12/505–532, 900–901;
152/209.1–209.9, 209.11–209.19,
152/209.21–209.28, 455

See application file for complete search history.

1 Claim, 5 Drawing Sheets






FIG. 1



FIG. 2




FIG. 3



FIG. 4




FIG. 5