



US00D710286S

(12) **United States Design Patent**  
**Yamaguchi**

(10) **Patent No.:** **US D710,286 S**

(45) **Date of Patent:** **\*\* Aug. 5, 2014**

(54) **WHEEL FOR AUTOMOBILE**

(71) Applicant: **Honda Motor Co., Ltd.**, Tokyo (JP)

(72) Inventor: **Junichi Yamaguchi**, Wako (JP)

(73) Assignee: **Honda Motor Co., Ltd.**, Tokyo (JP)

(\*\*) Term: **14 Years**

(21) Appl. No.: **29/465,851**

(22) Filed: **Sep. 1, 2013**

(30) **Foreign Application Priority Data**

Mar. 8, 2013 (JP) ..... 2013-005240

(51) **LOC (10) Cl.** ..... **12-16**

(52) **U.S. Cl.**  
USPC ..... **D12/209**

(58) **Field of Classification Search**  
USPC ..... D12/204–213; 301/37.101, 64.101, 65,  
301/64.201

See application file for complete search history.

(56) **References Cited**

**U.S. PATENT DOCUMENTS**

D311,896 S	*	11/1990	Mori	.....	D12/209
D375,716 S	*	11/1996	Dehner	.....	D12/209
D397,664 S	*	9/1998	Kulla	.....	D12/209
D590,322 S	*	4/2009	Rak	.....	D12/211
D655,657 S	*	3/2012	Juergens et al.	.....	D12/209

D666,958 S	*	9/2012	Suzuki	.....	D12/211
D669,833 S	*	10/2012	Pollmann	.....	D12/209
D671,876 S	*	12/2012	Roura	.....	D12/209
D678,163 S	*	3/2013	Tirado	.....	D12/209
D682,761 S	*	5/2013	Pollmann	.....	D12/209
D683,681 S	*	6/2013	Juergens et al.	.....	D12/209
D685,710 S	*	7/2013	Hanaoka	.....	D12/209
D686,132 S	*	7/2013	Truebsbach	.....	D12/209
D691,081 S	*	10/2013	Watkin	.....	D12/211
D695,185 S	*	12/2013	Juergens et al.	.....	D12/209
D695,186 S	*	12/2013	Pollmann	.....	D12/209
D695,191 S	*	12/2013	Kogawa	.....	D12/209
D695,668 S	*	12/2013	Juergens et al.	.....	D12/209
D697,467 S	*	1/2014	Pollmann	.....	D12/209

\* cited by examiner

*Primary Examiner* — Stacia Cadmus

(74) *Attorney, Agent, or Firm* — Plumsea Law Group, LLC

(57) **CLAIM**

The ornamental design for a wheel for automobile, as shown and described.

**DESCRIPTION**

FIG. 1 is a perspective view from the front side of a wheel for automobile; and,

FIG. 2 is a front elevation view thereof.

The portions of the wheel shown in broken lines are for the purpose of showing environmental structure only and form no part of the claimed design.

**1 Claim, 2 Drawing Sheets**


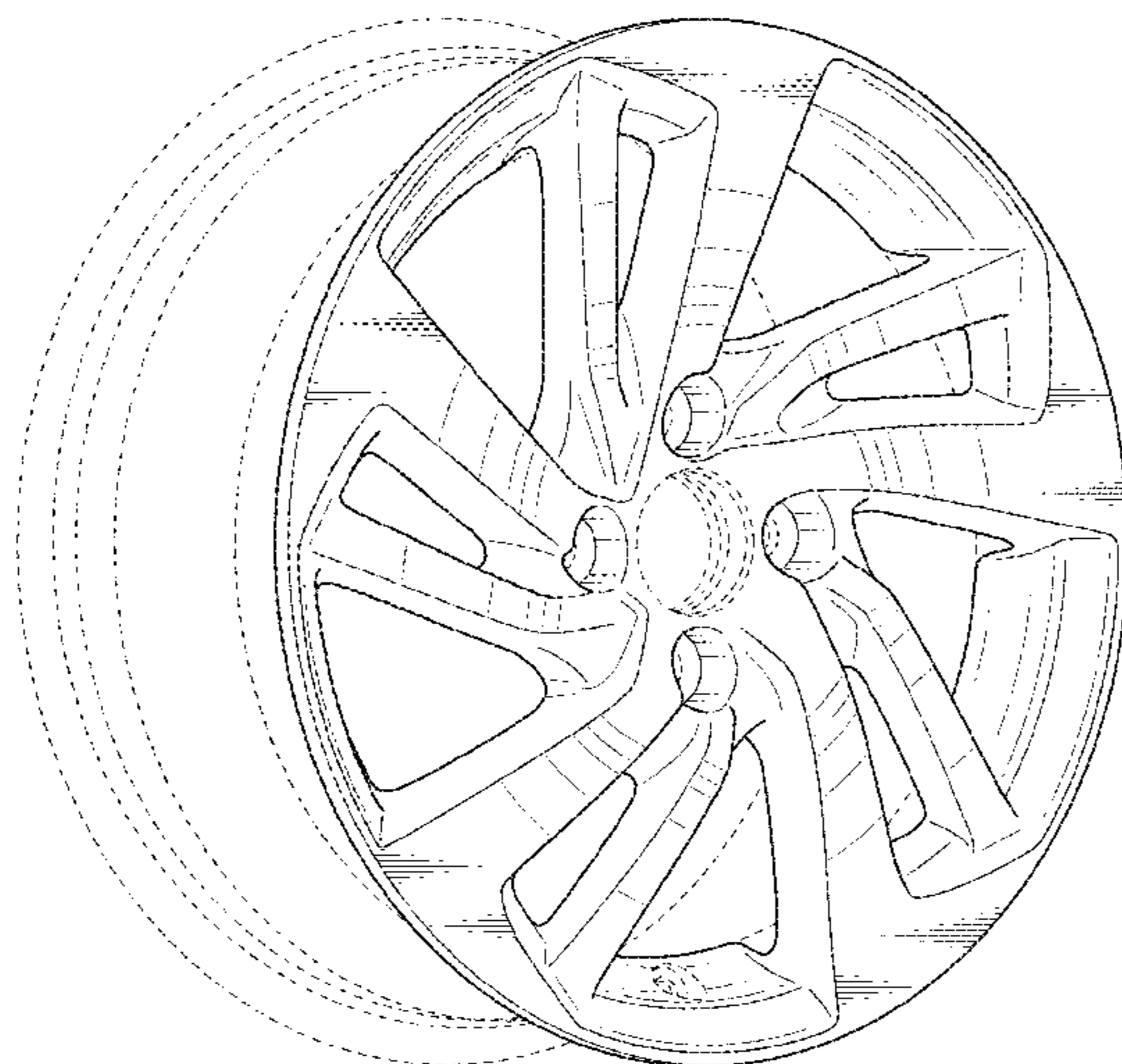


FIG. 1

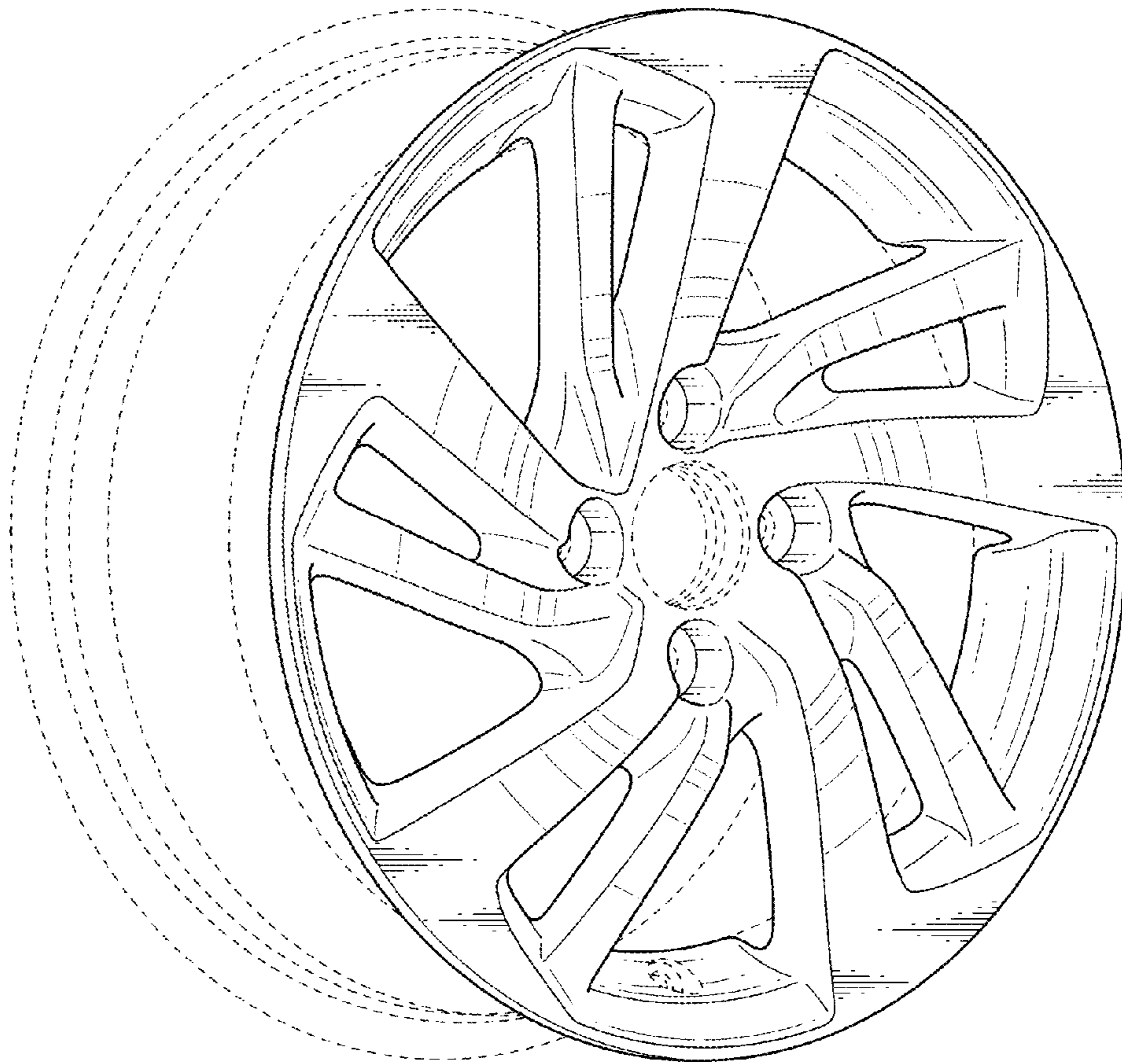


FIG. 2

