



US00D710285S

(12) **United States Design Patent**
Larson

(10) **Patent No.:** **US D710,285 S**

(45) **Date of Patent:** **** Aug. 5, 2014**

(54) **REAR BODY PANEL COVER FOR A MOTOR VEHICLE**

(71) Applicant: **Grant Larson**, Ludwigsburg (DE)

(72) Inventor: **Grant Larson**, Ludwigsburg (DE)

(73) Assignee: **Dr. Ing. h.c. F. Porsche Aktiengesellschaft**, Stuttgart (DE)

(**) Term: **14 Years**

(21) Appl. No.: **29/472,300**

(22) Filed: **Nov. 11, 2013**

Related U.S. Application Data

(62) Division of application No. 29/408,319, filed on Dec. 9, 2011, now Pat. No. Des. 703,597.

(30) **Foreign Application Priority Data**

Jun. 10, 2011 (DE) 40 2011 006 017

(51) **LOC (10) Cl.** **12-16**

(52) **U.S. Cl.**
USPC **D12/196**

(58) **Field of Classification Search**
USPC D12/86, 88, 90, 91, 92, 196; 296/181.1,
296/181.5

See application file for complete search history.

(56) **References Cited**

U.S. PATENT DOCUMENTS

D606,475 S	*	12/2009	Larson et al.	D12/196
D606,476 S	*	12/2009	Larson et al.	D12/196
D607,394 S	*	1/2010	Bauer et al.	D12/196
D630,562 S	*	1/2011	Larson et al.	D12/196
D641,665 S	*	7/2011	Larson et al.	D12/92
D669,407 S	*	10/2012	Varga	D12/196

* cited by examiner

Primary Examiner — Melody Brown

(74) *Attorney, Agent, or Firm* — RatnerPrestia

(57) **CLAIM**

The ornamental design for a rear body panel cover for a motor vehicle, as shown and described.

DESCRIPTION

FIG. 1 is a perspective view of a rear body panel cover for a motor vehicle;

FIG. 2 is a front elevation view thereof;

FIG. 3 is a rear elevation view thereof;


FIG. 4 is an elevation view from the left side thereof;

FIG. 5 is an elevation view from the right side thereof;

FIG. 6 is a top plan view thereof; and,

FIG. 7 is a bottom plan view thereof.

1 Claim, 7 Drawing Sheets






Figure 1




Figure 2




Figure 3

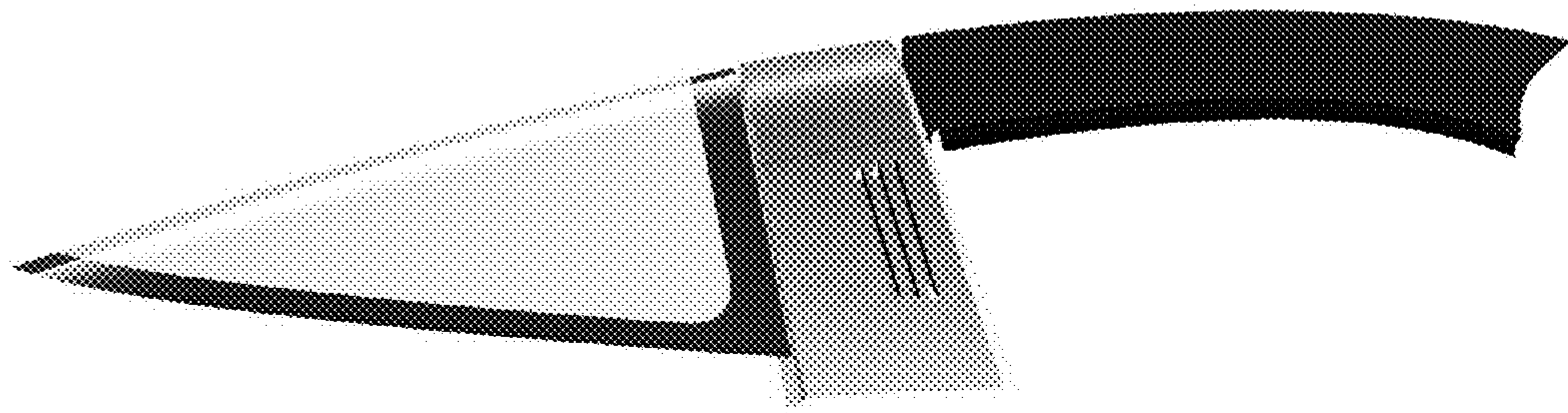


Figure 4

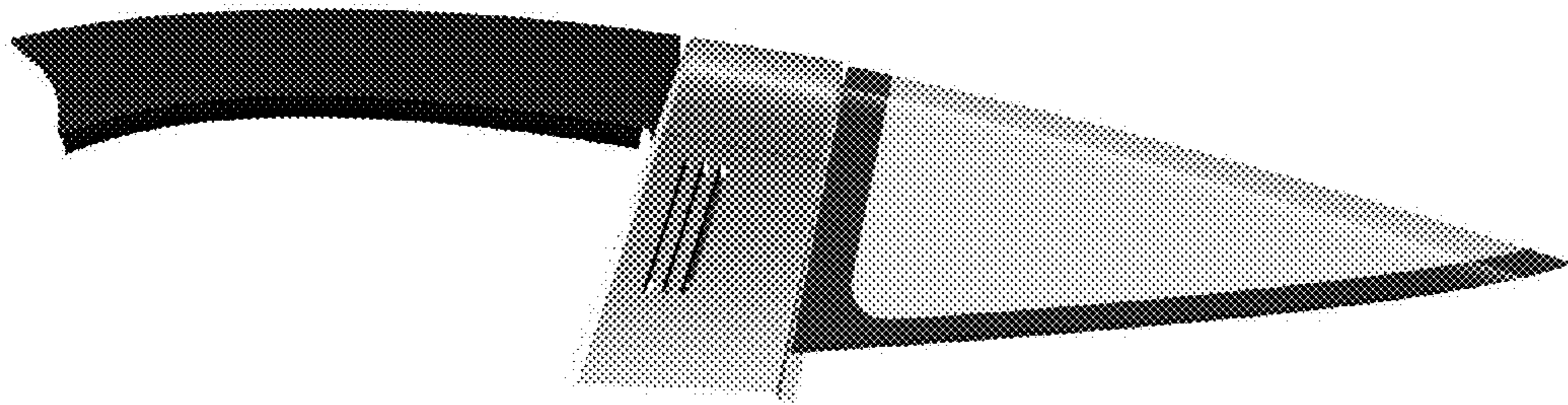


Figure 5

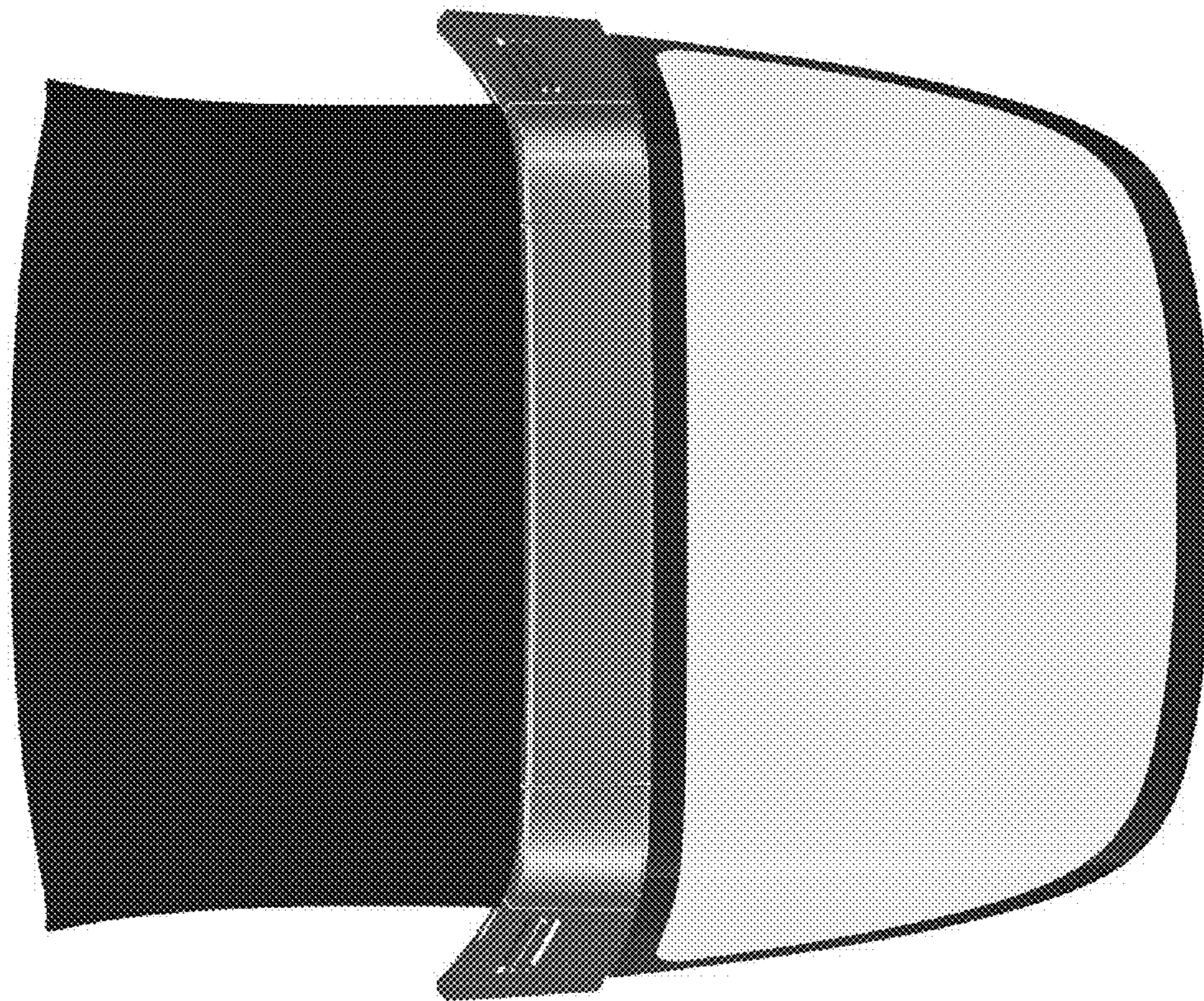


Figure 6

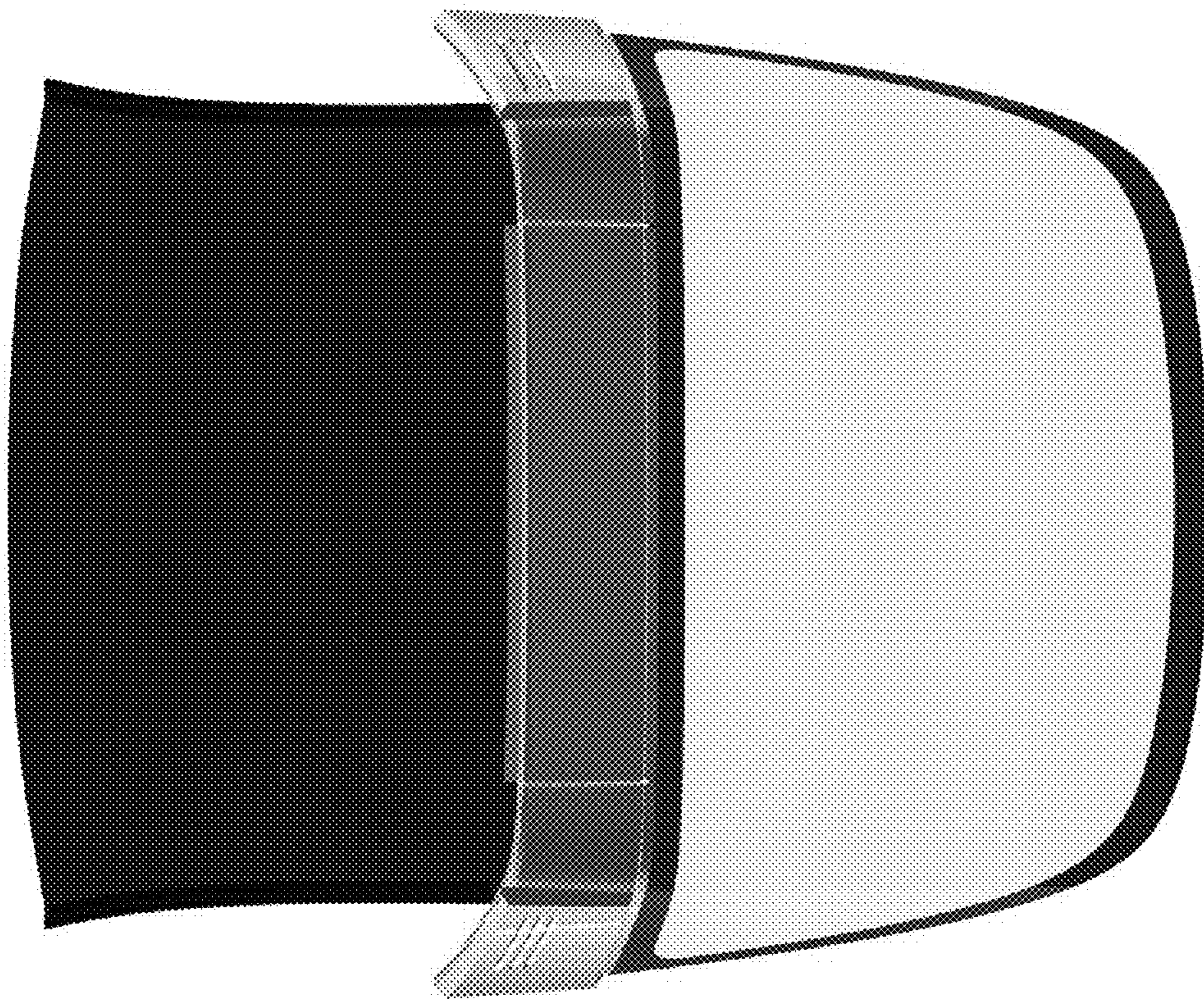


Figure 7