



US00D710279S

(12) **United States Design Patent**  
**Hatter**

(10) **Patent No.:** **US D710,279 S**

(45) **Date of Patent:** **\*\* Aug. 5, 2014**

(54) **ORNAMENT FOR A MOTOR VEHICLE**

D20/23, 24, 25, 30, 31, 32; 293/102, 115;  
40/413, 591, 592; 428/31

(71) Applicant: **Dr. Ing. h.c. F. Porsche**  
**Aktiengesellschaft, Stuttgart (DE)**

See application file for complete search history.

(72) Inventor: **Anthony-Robert Hatter, Weissach (DE)**

(56) **References Cited**

(73) Assignee: **Dr. Ing. h.c. F. Porsche**  
**Aktiengesellschaft, Stuttgart (DE)**

U.S. PATENT DOCUMENTS

(\*\*) Term: **14 Years**

D440,192 S *	4/2001	Sauter .....	D12/190
D453,313 S *	2/2002	Sauter .....	D12/190
D598,831 S *	8/2009	Honsel et al. ....	D12/190
D688,178 S *	8/2013	Sauter .....	D12/190

(21) Appl. No.: **29/434,413**

\* cited by examiner

(22) Filed: **Oct. 12, 2012**

*Primary Examiner* — Katrina A Betton

(30) **Foreign Application Priority Data**

(74) *Attorney, Agent, or Firm* — RatnerPrestia

Apr. 13, 2012 (DE) ..... 40 2012 100 238

(51) **LOC (10) Cl.** ..... **12-16**

(52) **U.S. Cl.**  
USPC ..... **D12/190**

(58) **Field of Classification Search**  
USPC ..... D12/190, 192, 400, 90, 91, 92, 199,  
D12/197, 86, 171, 169, 163, 110, 114;  
D11/211, 81, 157, 133, 172; D20/11,


(57) **CLAIM**

The ornamental design for an ornament for a motor vehicle, as shown and described.

**DESCRIPTION**

FIG. 1 is a top plan view of an ornament for a motor vehicle; FIG. 2 is a left perspective view of the ornament; and, FIG. 3 is a right perspective view of the ornament.

**1 Claim, 2 Drawing Sheets**






Figure 1




Figure 2




Figure 3