



US00D710271S

(12) **United States Design Patent**
Norman et al.

(10) **Patent No.:** **US D710,271 S**
(45) **Date of Patent:** **** Aug. 5, 2014**

- (54) **STEERING WHEEL**
- (71) Applicant: **Honda Motor Co., Ltd**, Tokyo (JP)
- (72) Inventors: **Johnathan Norman**, San Pedro, CA (US); **Ildefonso Burgos**, Orange, CA (US)
- (73) Assignee: **Honda Motor Co., Ltd**, Tokyo (JP)
- (**) Term: **14 Years**
- (21) Appl. No.: **29/451,067**
- (22) Filed: **Mar. 27, 2013**
- (51) **LOC (10) Cl.** **12-16**
- (52) **U.S. Cl.**
USPC **D12/176**
- (58) **Field of Classification Search**
CPC B62D 1/11; B62D 1/04; B60R 21/21656; B60Q 1/0082
USPC D12/175, 176, 177; D21/512, 513, 514, D21/515, 516, 517, 566; D7/550.1, 553.6, D7/554.2, 586; D14/137-139, 191-193, D14/218, 299; 280/259, 260, 282; 74/533-536, 38, 552, 581, 828, 833
See application file for complete search history.

D630,983 S *	1/2011	Frank et al.	D12/176
D640,619 S *	6/2011	Araki et al.	D12/176
D649,095 S *	11/2011	Frank et al.	D12/176
D651,542 S *	1/2012	Nagasawa et al.	D12/176
D653,180 S *	1/2012	Tanaka et al.	D12/176

FOREIGN PATENT DOCUMENTS

DE	102005054459	*	5/2007	B60R 21/203
JP	2000237245	A	9/2000	A61G 5/04
JP	2007038846	A	2/2007	B60R 21/203

* cited by examiner

Primary Examiner — Philip S Hyder

Assistant Examiner — Darlington Ly

(74) *Attorney, Agent, or Firm* — Westerman, Hattori, Daniels & Adrian, LLP

(57) **CLAIM**

The ornamental design for a steering wheel, as shown and described.

DESCRIPTION

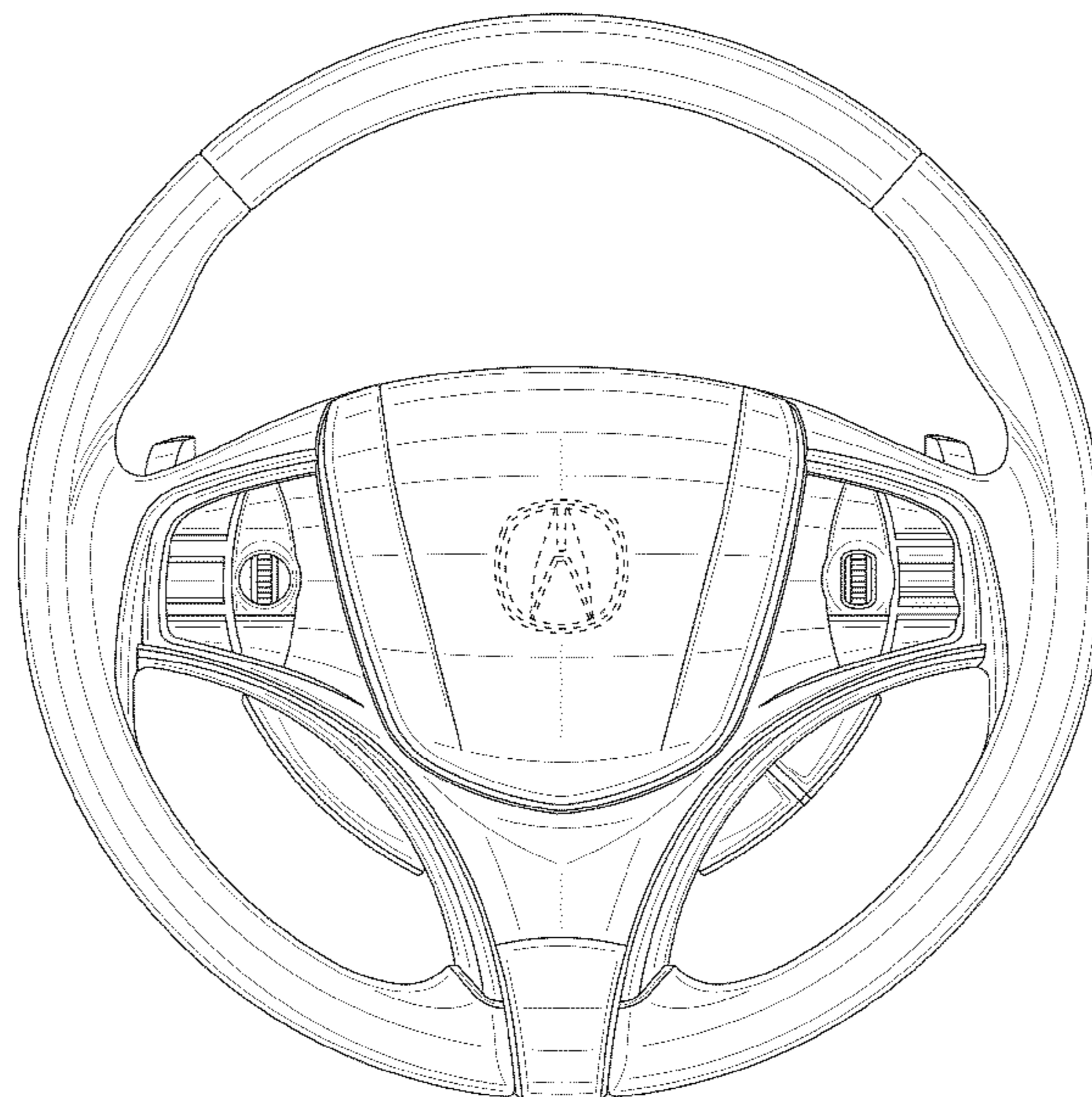
FIG. 1 is a front perspective view of a steering wheel showing our new design, wherein the steering wheel is tilted at approximately 65°;
 FIG. 2 is a front elevation view thereof, wherein the steering wheel is tilted at approximately 90°;
 FIG. 3 is a left-side elevation view thereof, wherein the steering wheel is tilted at approximately 65°;
 FIG. 4 is a right-side elevation view thereof, wherein the steering wheel is tilted at approximately 65°;
 FIG. 5 is a top plan view thereof, wherein the steering wheel is tilted at approximately 65°; and,
 FIG. 6 is a bottom view thereof, wherein the steering wheel is tilted at approximately 65°.
 The broken lines illustrate environmental structure only and form no part of the claimed design.

(56) **References Cited**

U.S. PATENT DOCUMENTS

5,219,415	A	*	6/1993	Weinstein	200/61.54
5,706,707	A	*	1/1998	Sanders	74/552
D536,288	S	*	2/2007	Norman et al.	D12/176
D570,268	S	*	6/2008	Schowalter	D12/176
D583,735	S	*	12/2008	Wyszogrod et al.	D12/176
D593,010	S	*	5/2009	Yamazaki	D12/176
D600,612	S	*	9/2009	Hwang et al.	D12/176
D620,853	S	*	8/2010	Wiedeman et al.	D12/176

1 Claim, 6 Drawing Sheets



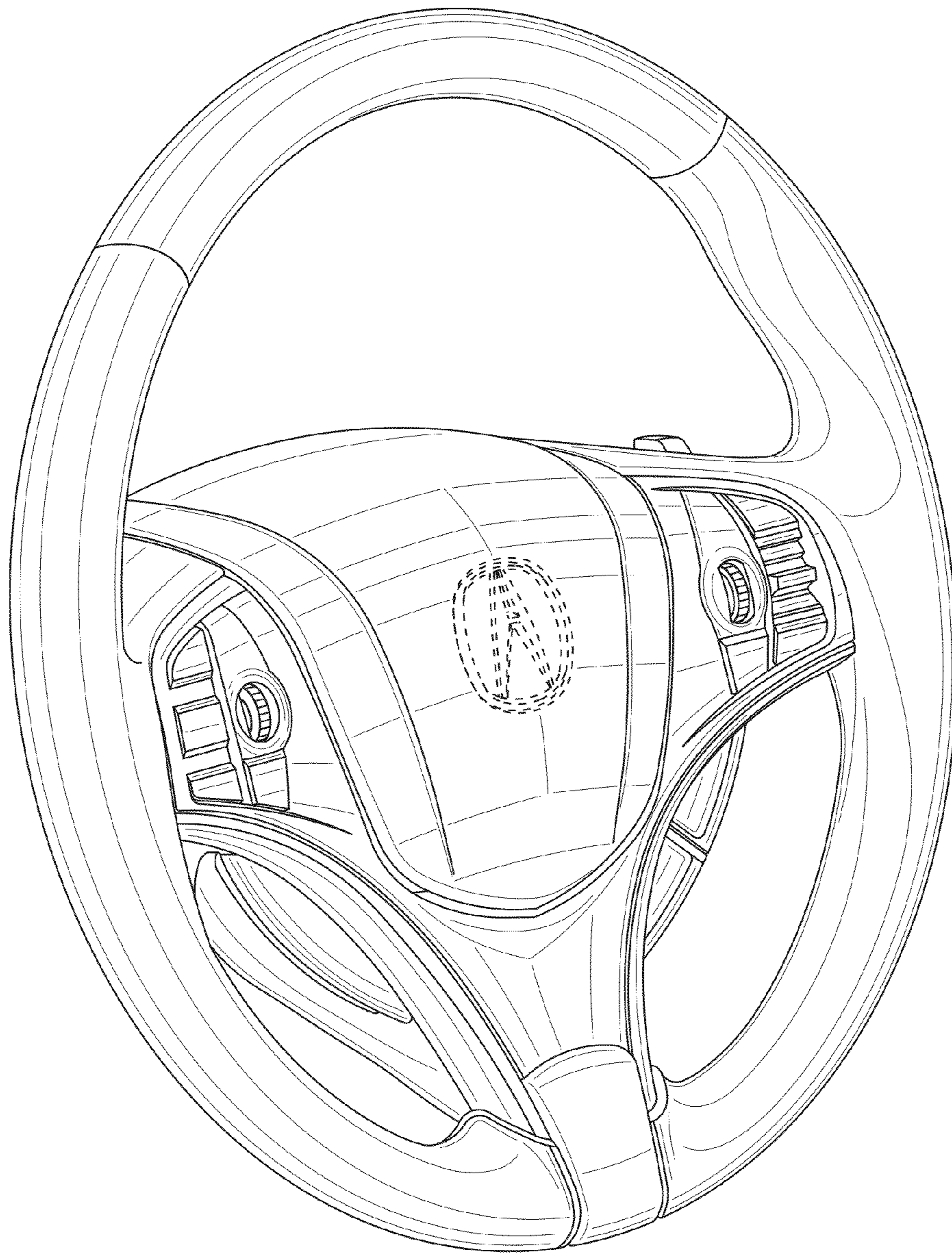


FIG. 1

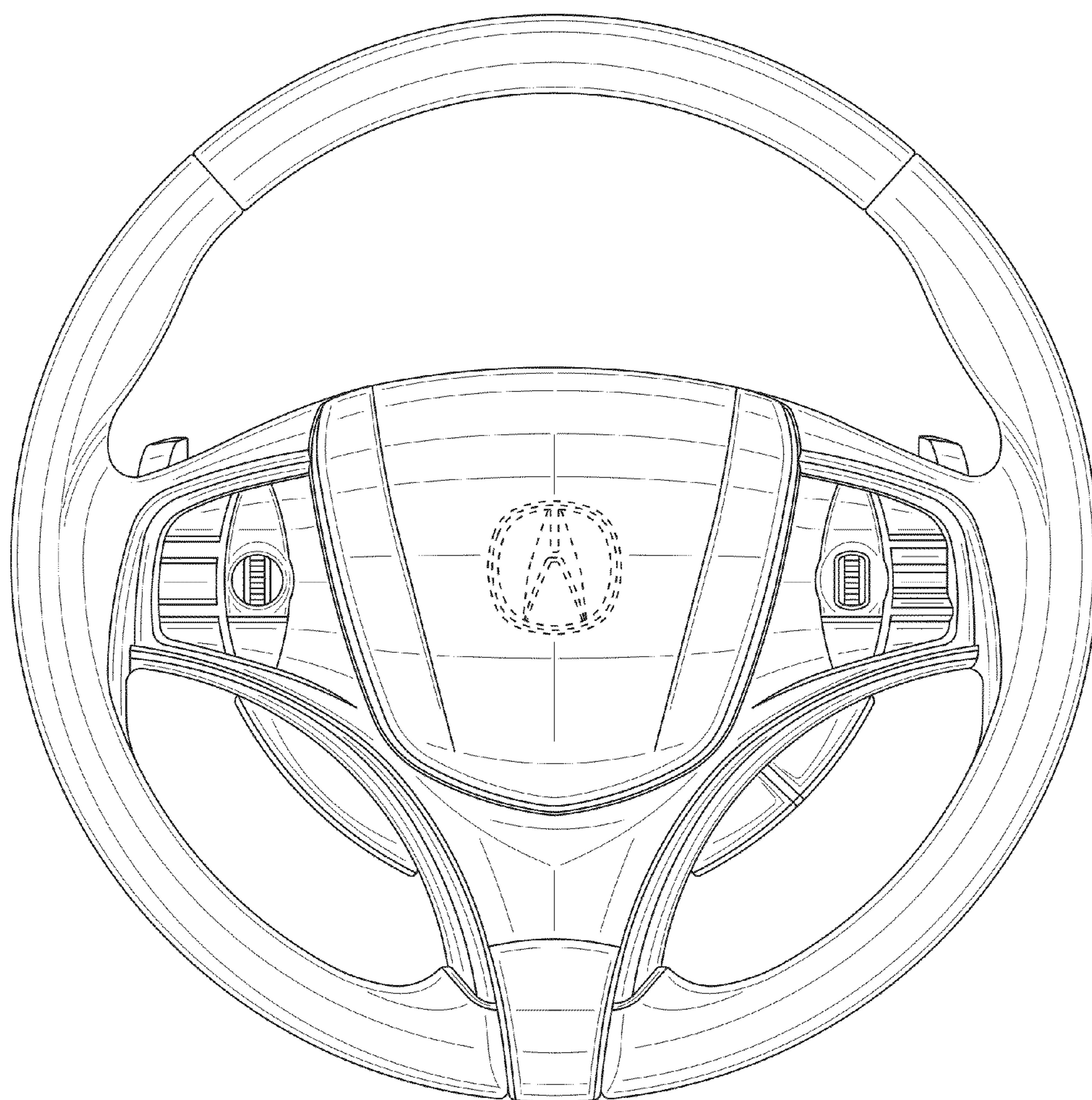


FIG. 2

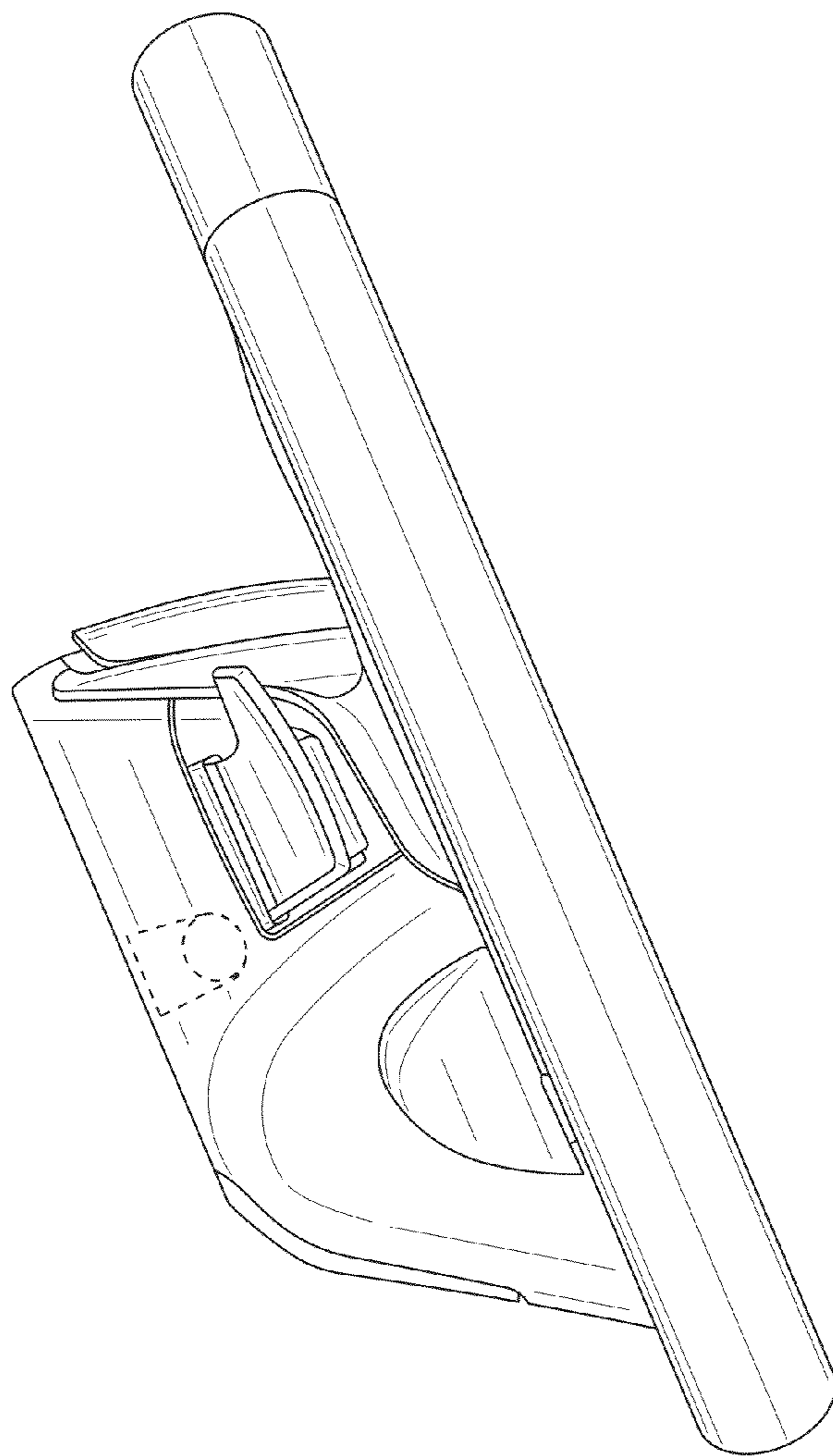


FIG. 3

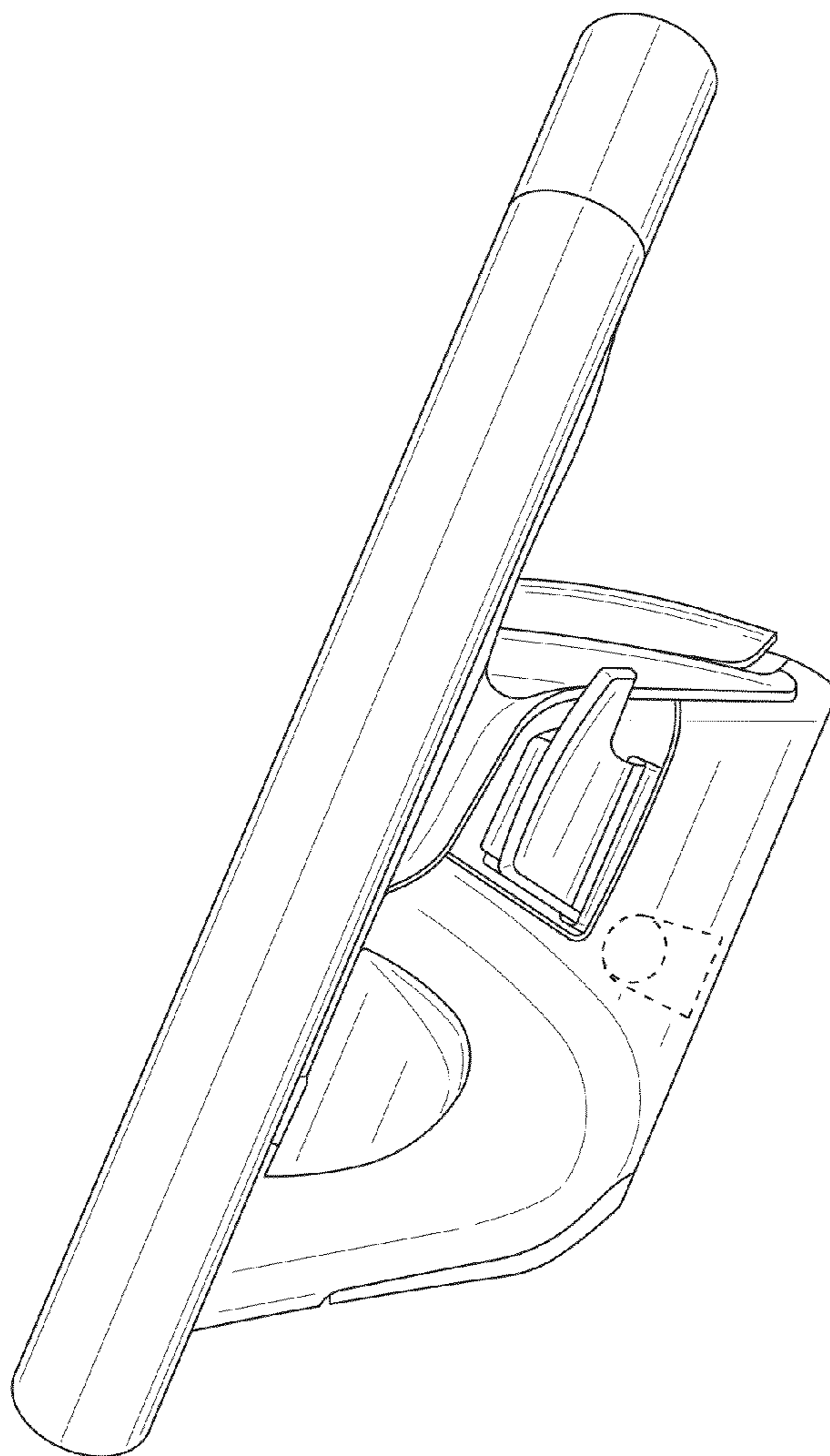


FIG. 4

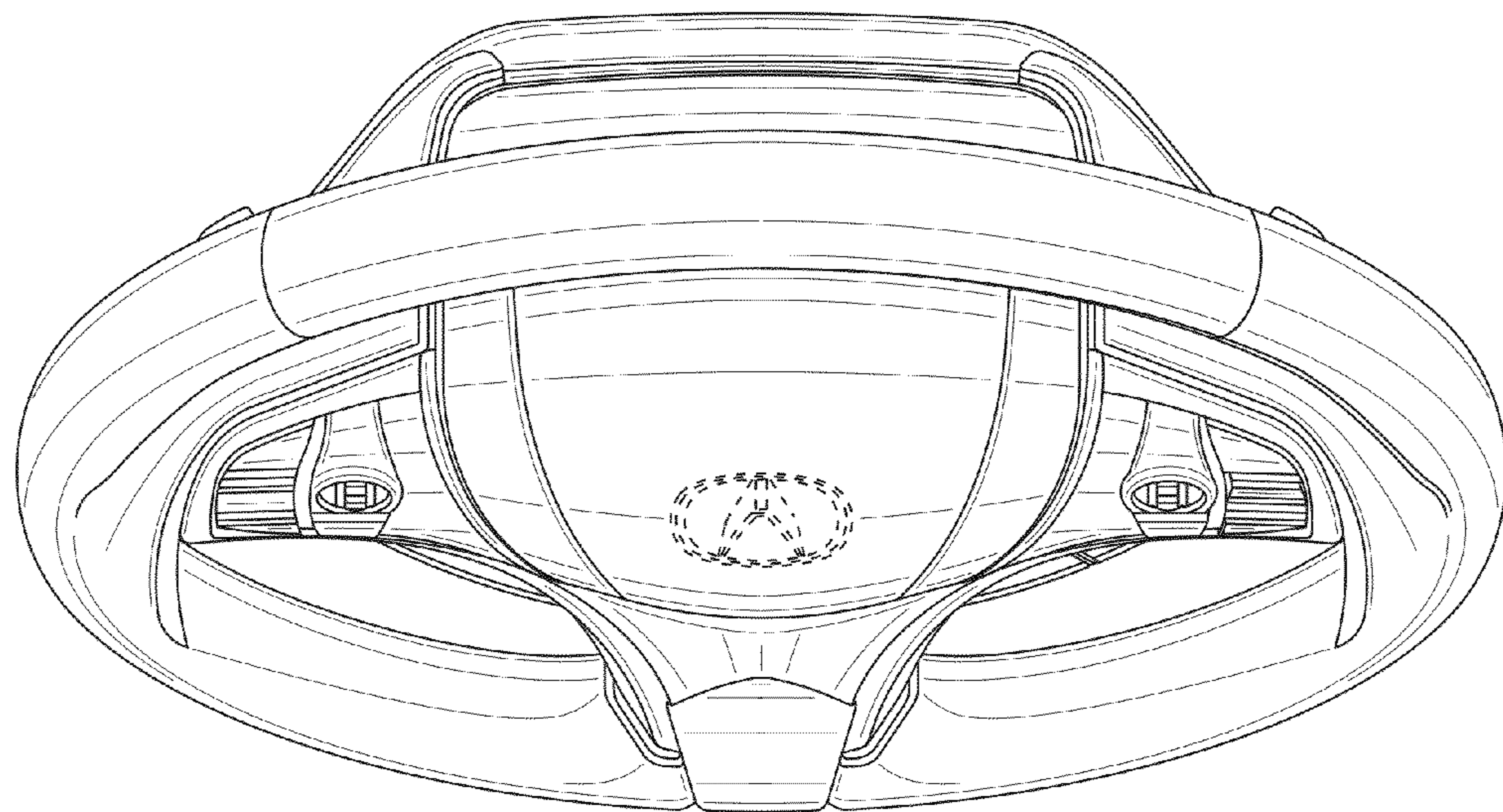


FIG. 5

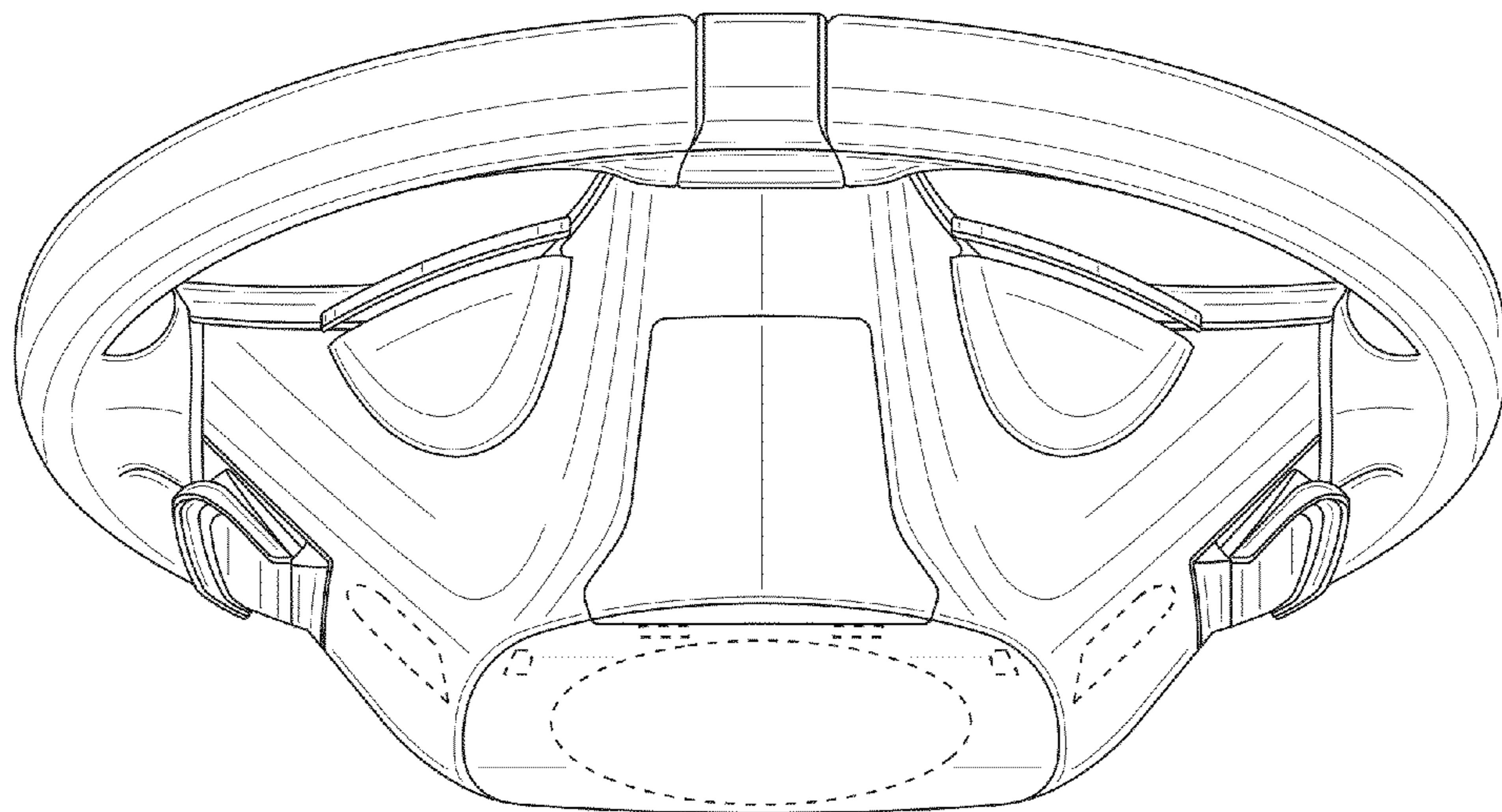


FIG. 6