



US00D710258S

(12) **United States Design Patent**
Futschik et al.

(10) **Patent No.:** **US D710,258 S**

(45) **Date of Patent:** **** Aug. 5, 2014**

(54) **VEHICLE, TOY, AND/OR REPLICAS THEREOF**

(71) Applicant: **Daimler AG**, Stuttgart (DE)

(72) Inventors: **Hans-Dieter Futschik**, Gechingen (DE); **Steffen Koehl**, Stuttgart (DE); **Robert Lesnik**, Leonberg (DE); **Gorden Wagener**, Gaeufelden (DE)

(73) Assignee: **Daimler AG**, Stuttgart (DE)

(**) Term: **14 Years**

(21) Appl. No.: **29/455,966**

(22) Filed: **May 28, 2013**

(30) **Foreign Application Priority Data**

Nov. 29, 2012 (EM) 001353163-0001

(51) **LOC (10) Cl.** **12-08**

(52) **U.S. Cl.**
USPC **D12/92**

(58) **Field of Classification Search**
USPC D12/86, 90-92, 88; D21/424, 433, 434;
296/181.1, 181.5

See application file for complete search history.

(56) **References Cited**

U.S. PATENT DOCUMENTS

D540,216 S 4/2007 Pfeiffer
D580,826 S * 11/2008 Rhoades et al. D12/92
D596,078 S * 7/2009 Pfeiffer et al. D12/92

D596,079 S * 7/2009 Pfeiffer et al. D12/92
D635,059 S * 3/2011 Futschik et al. D12/92
D635,893 S * 4/2011 Baur et al. D12/92
D671,033 S * 11/2012 Fetherston et al. D12/91
D680,031 S * 4/2013 Fetherston et al. D12/92
D688,162 S * 8/2013 Fetherston et al. D12/92

* cited by examiner

Primary Examiner — Melody Brown

(74) *Attorney, Agent, or Firm* — Crowell & Moring LLP

(57) **CLAIM**

The ornamental design for a vehicle, toy, and/or replicas thereof, as shown and described.

DESCRIPTION

This application contains subject matter related to the following co-pending U.S. design patent applications:

Application Ser. No. 29/455,967, filed herewith and entitled "Front Portion of a Vehicle, Toy, and/or Replicas Thereof"; and

Application Ser. No. 29/455,968, filed herewith and entitled "Rear Portion of a Vehicle, Toy, and/or Replicas Thereof".

FIG. 1 is a left, front perspective view of a vehicle, toy, and/or replicas thereof according to the design;

FIG. 2 is a left, rear perspective view thereof;

FIG. 3 is a left side view thereof;

FIG. 4 is a right side view thereof;


FIG. 5 is a front view thereof;

FIG. 6 is a rear view thereof; and,

FIG. 7 is a top view thereof.

The broken lines are for illustrative purposes only and form no part of the claimed design.

1 Claim, 5 Drawing Sheets






FIG. 1




FIG. 2

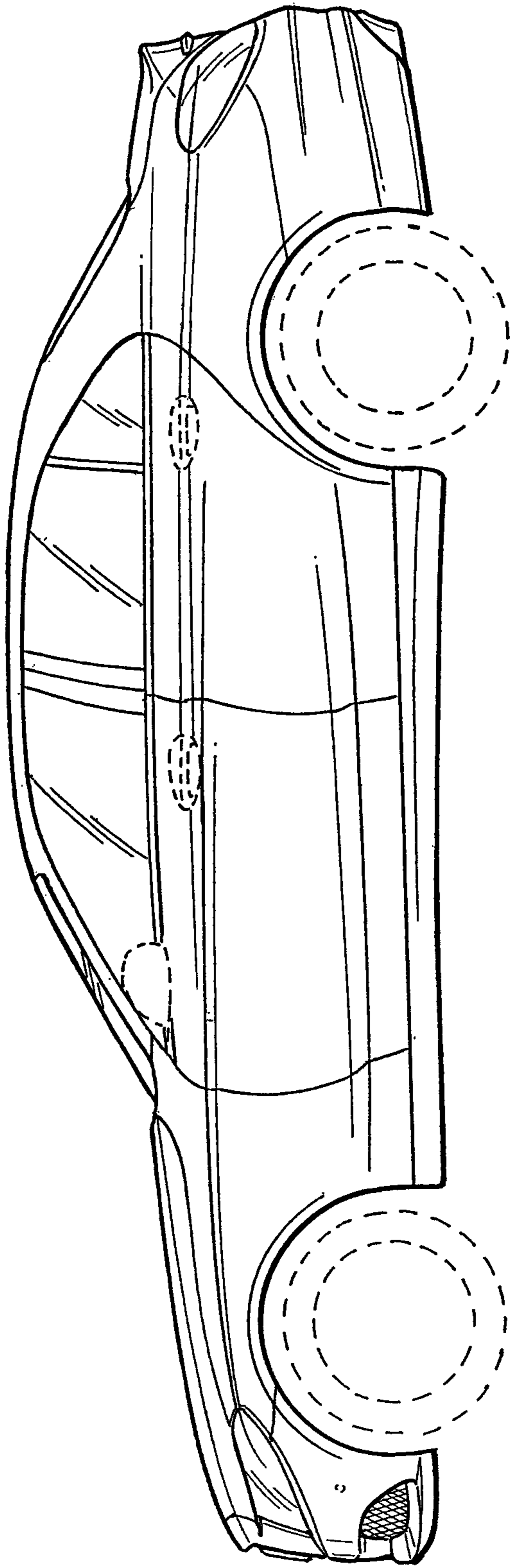


FIG. 3

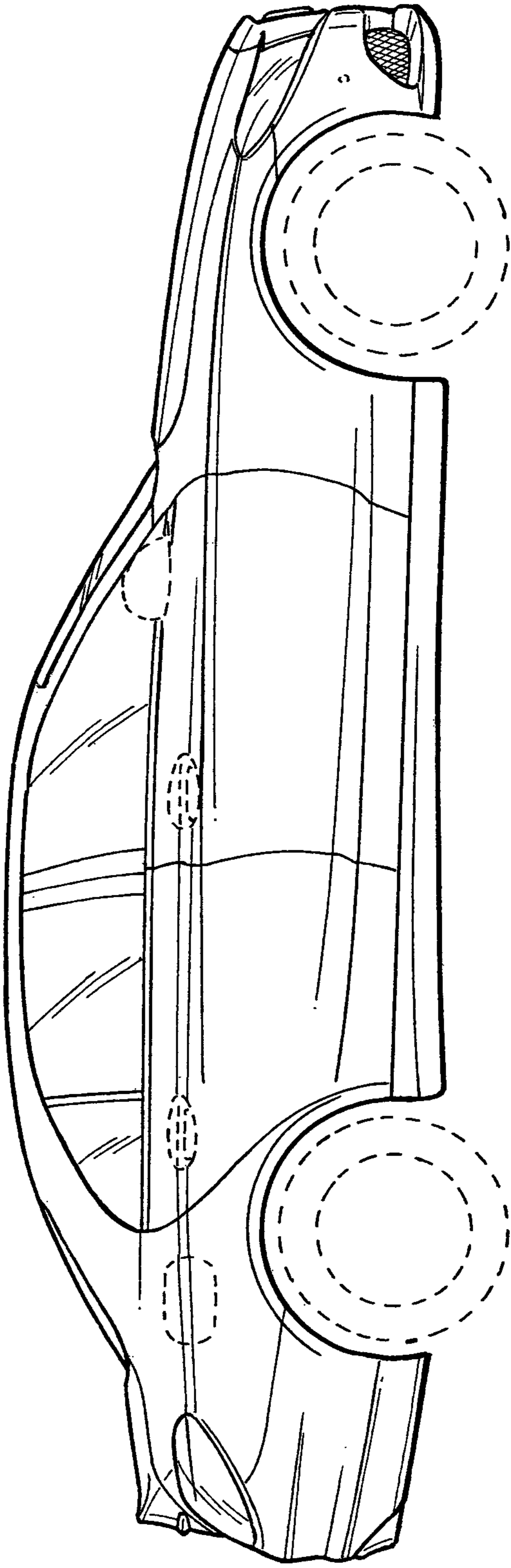


FIG. 4




FIG. 5

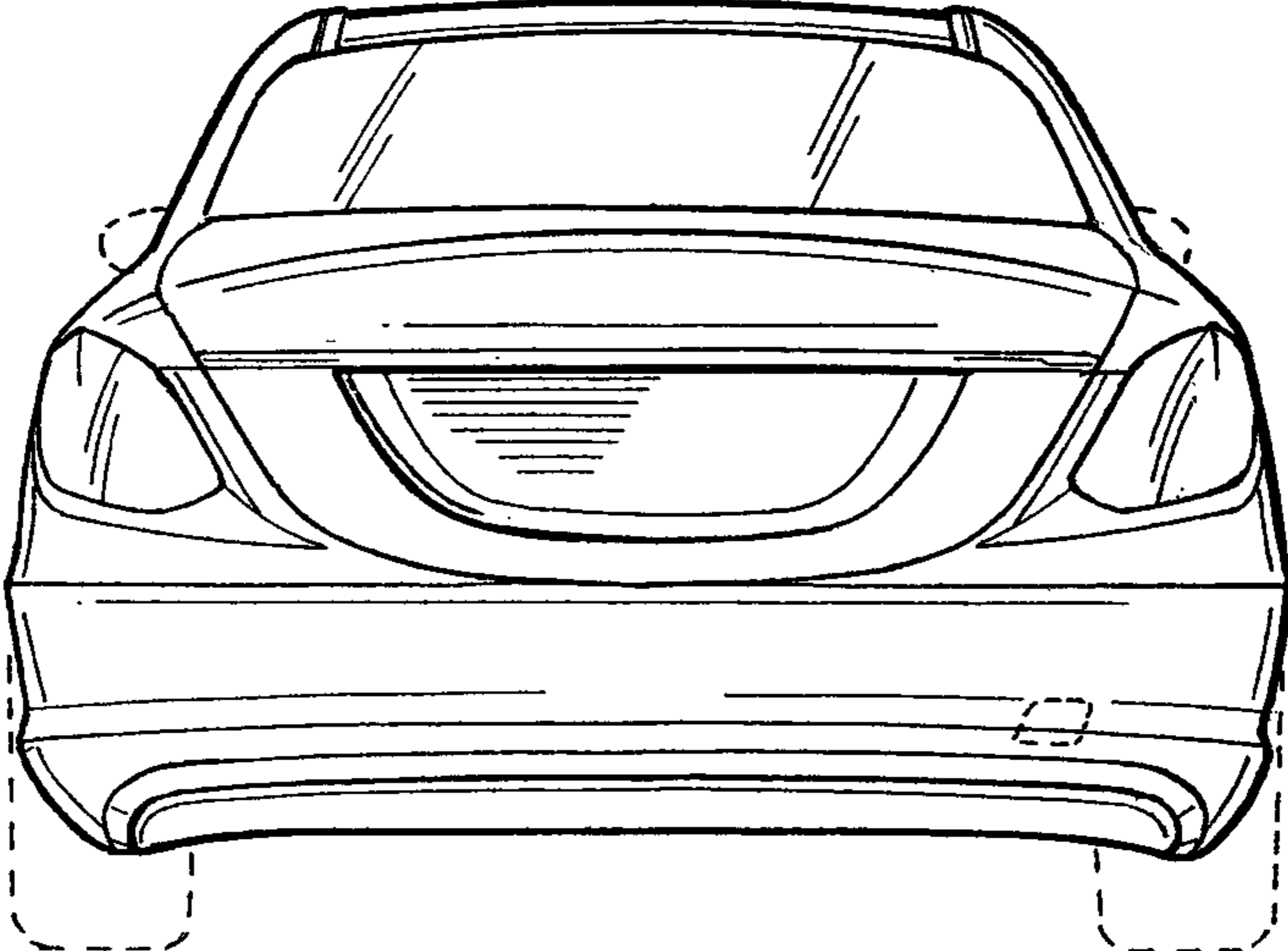


FIG. 6

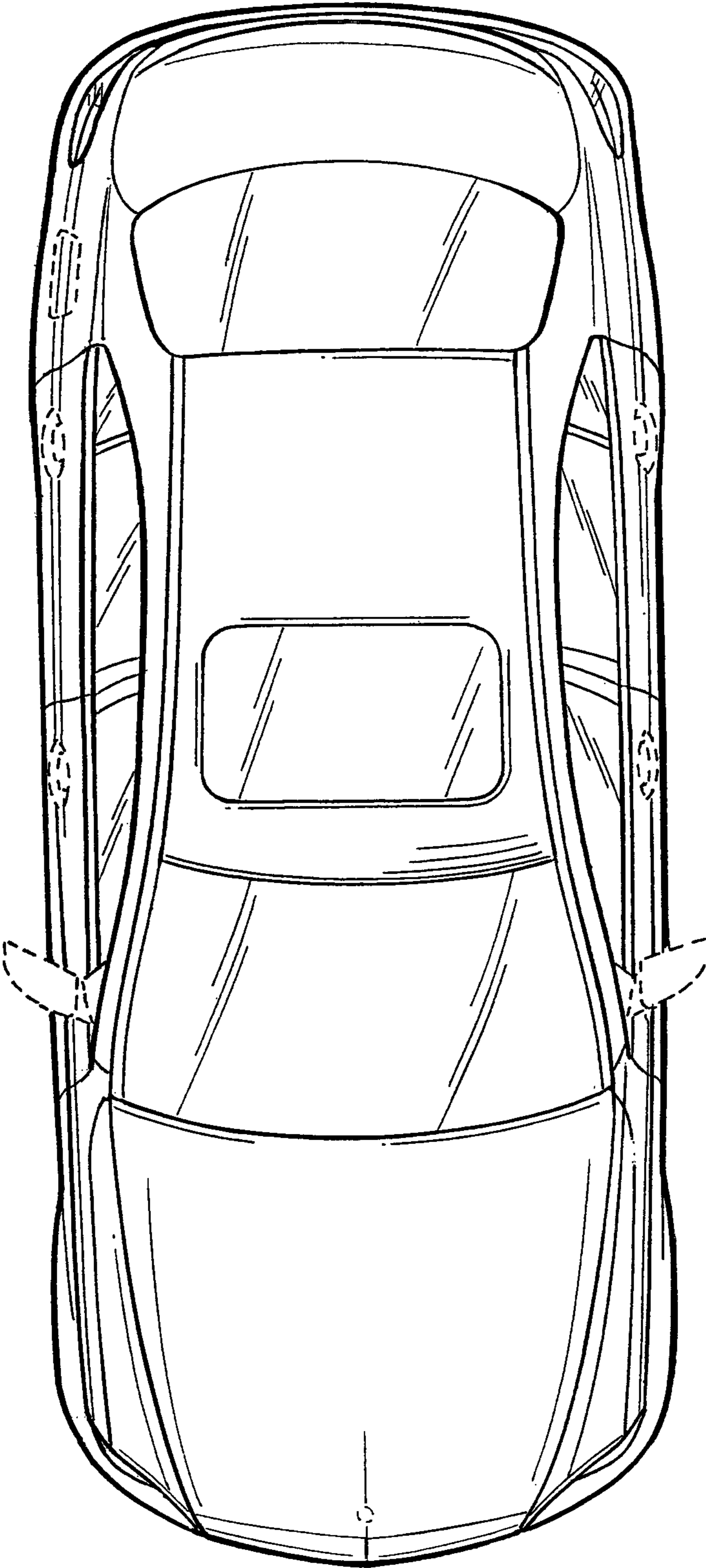


FIG. 7