



US00D710256S

(12) **United States Design Patent**
Garand

(10) **Patent No.:** **US D710,256 S**

(45) **Date of Patent:** **** Aug. 5, 2014**

(54) **VEHICLE**

(71) Applicant: **Audi AG**, Ingolstadt (DE)

(72) Inventor: **Dany Garand**, Ingolstadt (DE)

(73) Assignee: **Audi AG**, Ingolstadt (DE)

(**) Term: **14 Years**

(21) Appl. No.: **29/468,435**

(22) Filed: **Sep. 30, 2013**

Related U.S. Application Data

(62) Division of application No. 29/438,775, filed on Dec. 3, 2012.

(30) **Foreign Application Priority Data**

Jun. 1, 2012 (WO) 672 623 001
Jun. 1, 2012 (WO) 672 623 101

(51) **LOC (10) CL.** **12-08**

(52) **U.S. CL.**
USPC **D12/91**

(58) **Field of Classification Search**
USPC D12/86, 88, 90, 91, 92; D21/424, 433,
D21/434; 296/181.1, 181.5
See application file for complete search history.

(56) **References Cited**

U.S. PATENT DOCUMENTS

D520,910 S * 5/2006 Nordmann D12/91
D553,050 S * 10/2007 Barrington et al. D12/91
D558,094 S * 12/2007 Pfeiffer D12/91
D584,658 S * 1/2009 Minami D12/91
D592,550 S * 5/2009 Lawlis D12/91
D592,552 S * 5/2009 Wang et al. D12/91
D599,704 S * 9/2009 Frenzel et al. D12/91
D601,924 S * 10/2009 Bauer et al. D12/91
D609,135 S * 2/2010 Kim D12/91

D617,682 S * 6/2010 Frei et al. D12/91
D619,500 S * 7/2010 Hsu et al. D12/91
D621,747 S * 8/2010 Huet D12/91
D634,243 S * 3/2011 Frei et al. D12/91

OTHER PUBLICATIONS

2013 Audi A3—Much more than good taste, upon reflection. Electronic Brochure. Aug. 1, 2011 [online], [retrieved on Oct. 3, 2013]. Retrieved from the Internet <URL: http://www.auto-brochures.com/makes/Audi/A3/Audi_US%20A3_2012.pdf>.*
Juergen Zoellter. Car and Driver. 2013 Audi A3 Quattro. May 4, 2012 [online], [retrieved on Oct. 3, 2013]. Retrieved from the Internet <URL: <http://www.caranddriver.com/news/2013-audi-a3-quattro-first-ride-review>>.*

* cited by examiner

Primary Examiner — Philip S Hyder

Assistant Examiner — Darlington Ly

(74) *Attorney, Agent, or Firm* — Lucas & Mercanti, LLP; Klaus P. Stoffel

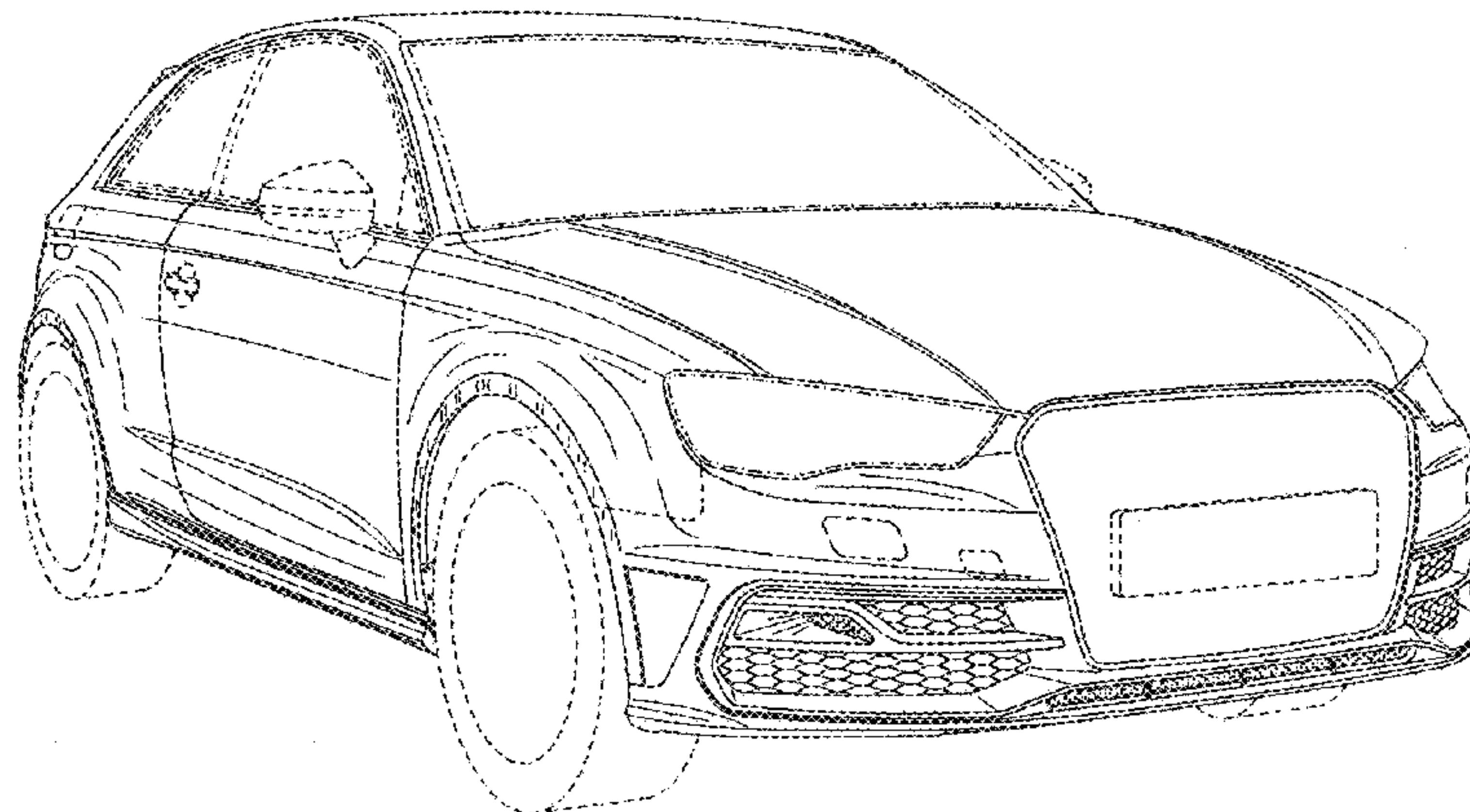
(57) **CLAIM**

The ornamental design for a vehicle, as shown and described.

DESCRIPTION

FIG. 1 is a front and left-side perspective view of the vehicle of the present invention;
FIG. 2 is a front view thereof;
FIG. 3 is a rear view thereof;
FIG. 4 is a right side view thereof;
FIG. 5 is a left side view thereof;
FIG. 6 is a top view thereof; and,
FIG. 7 is a rear, right side perspective view thereof.
The uniformly even and dash-dot broken lines shown in the drawings illustrate portions of the vehicle that form no part of the claimed design. The dah-dot broken lines represent boundaries of the claimed design and form no part thereof.

1 Claim, 7 Drawing Sheets



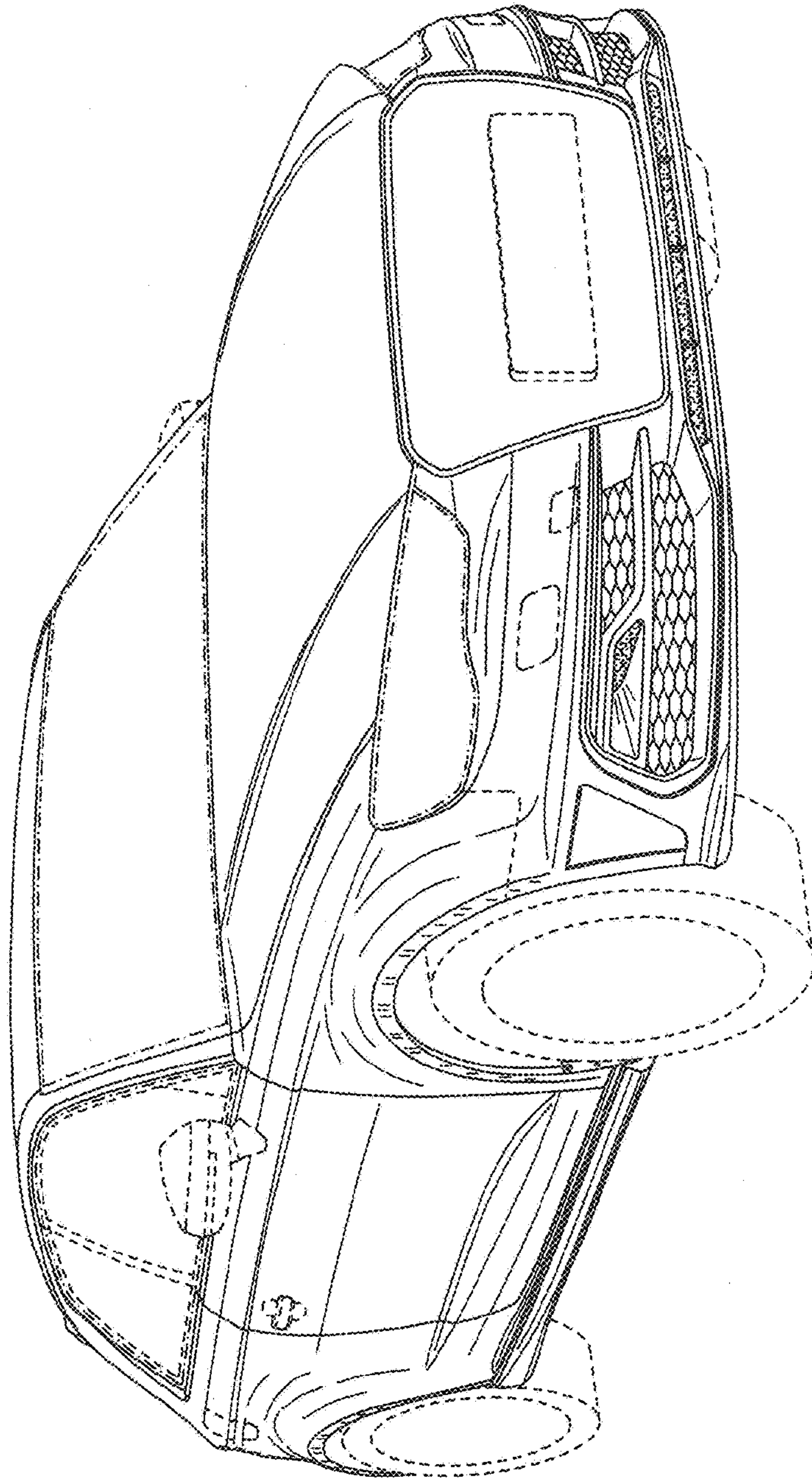


FIG. 1

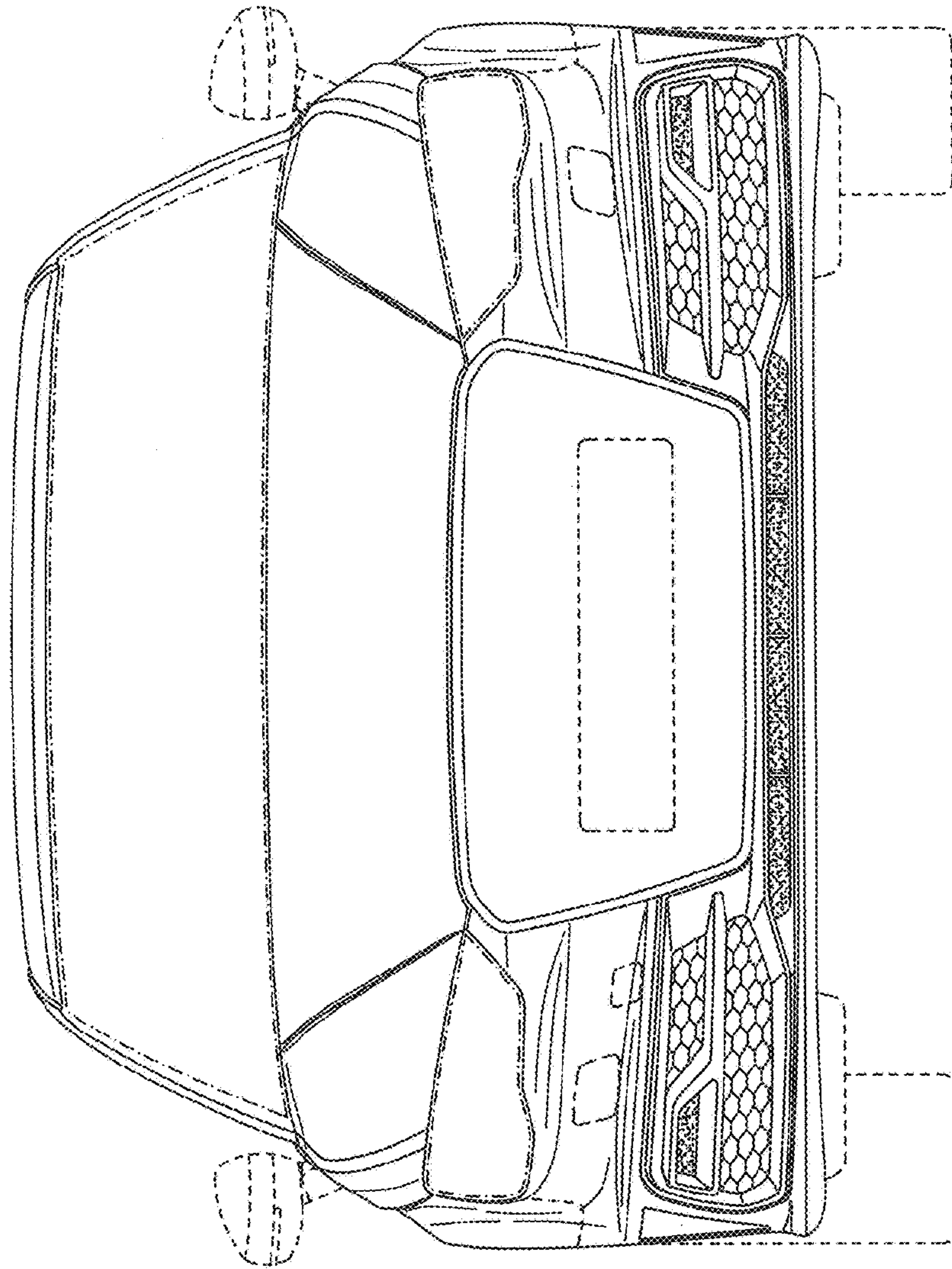


FIG. 2

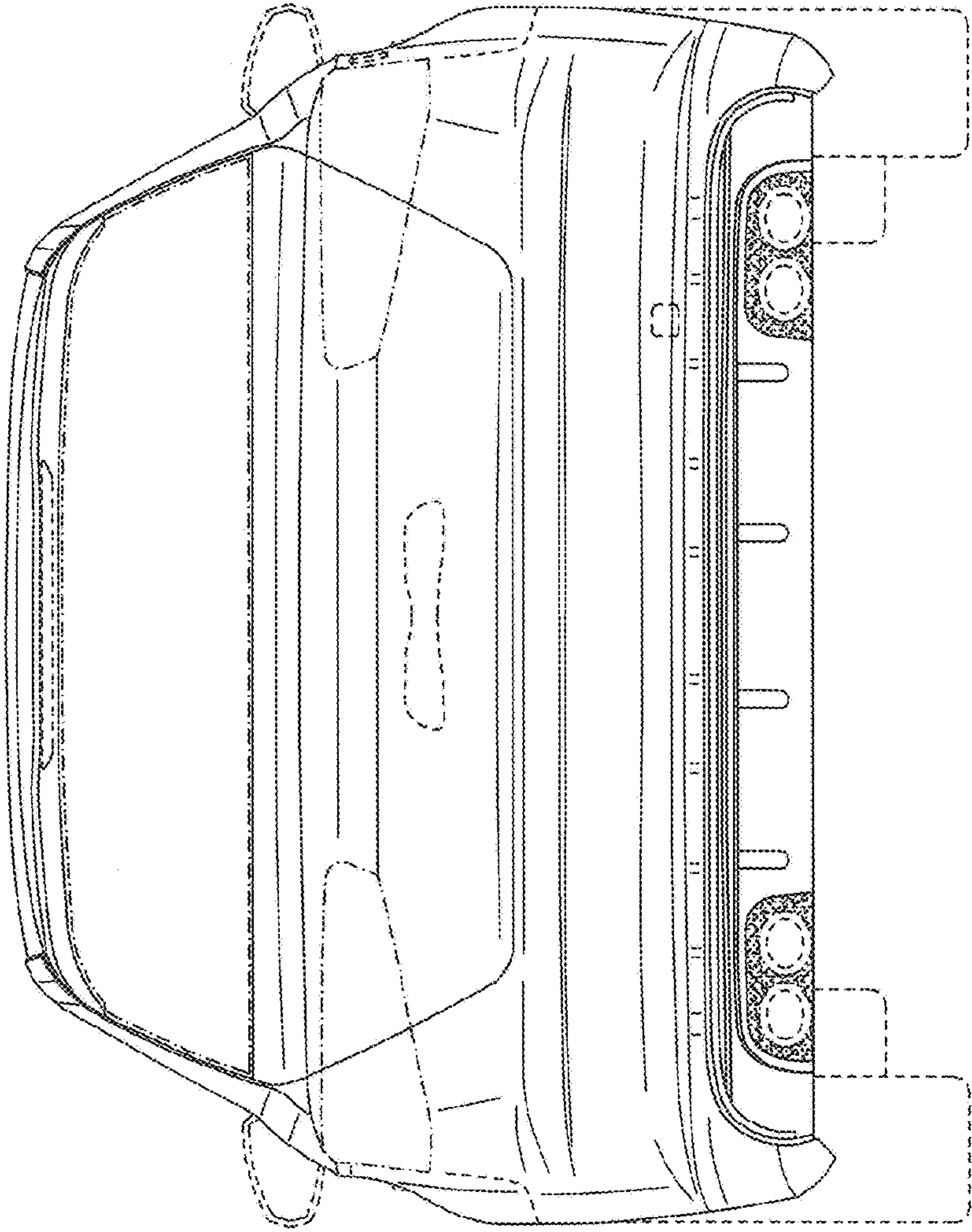


FIG. 3

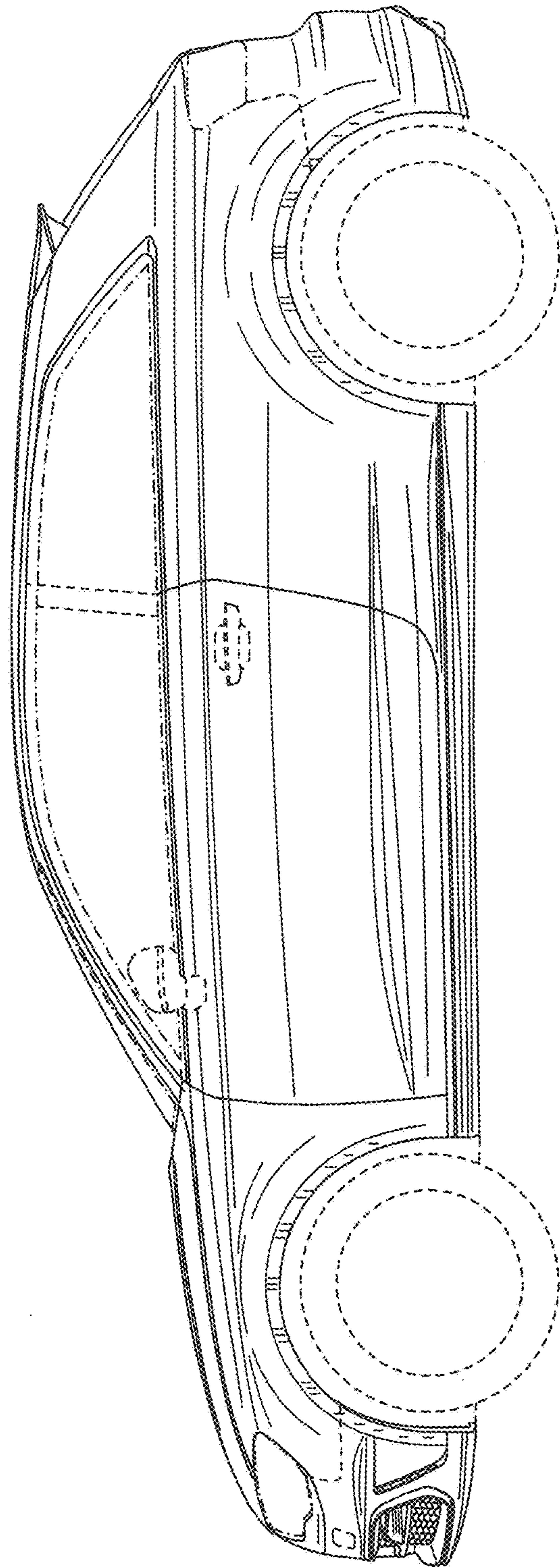


FIG. 4

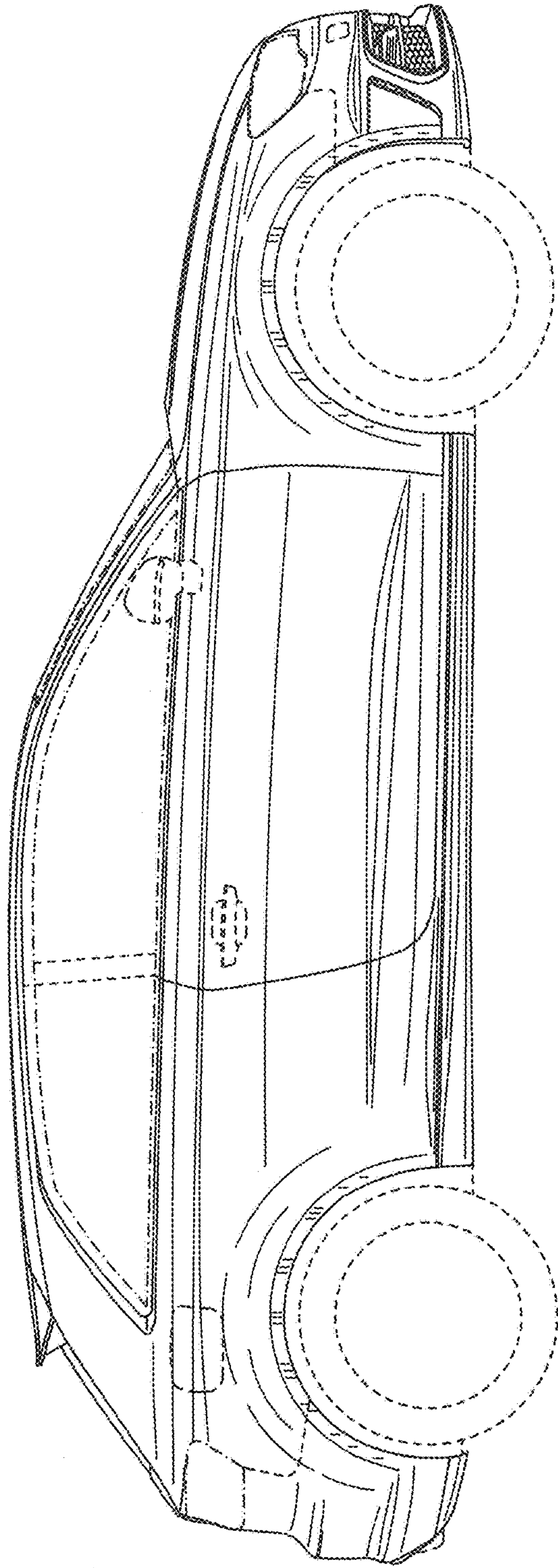


FIG. 5

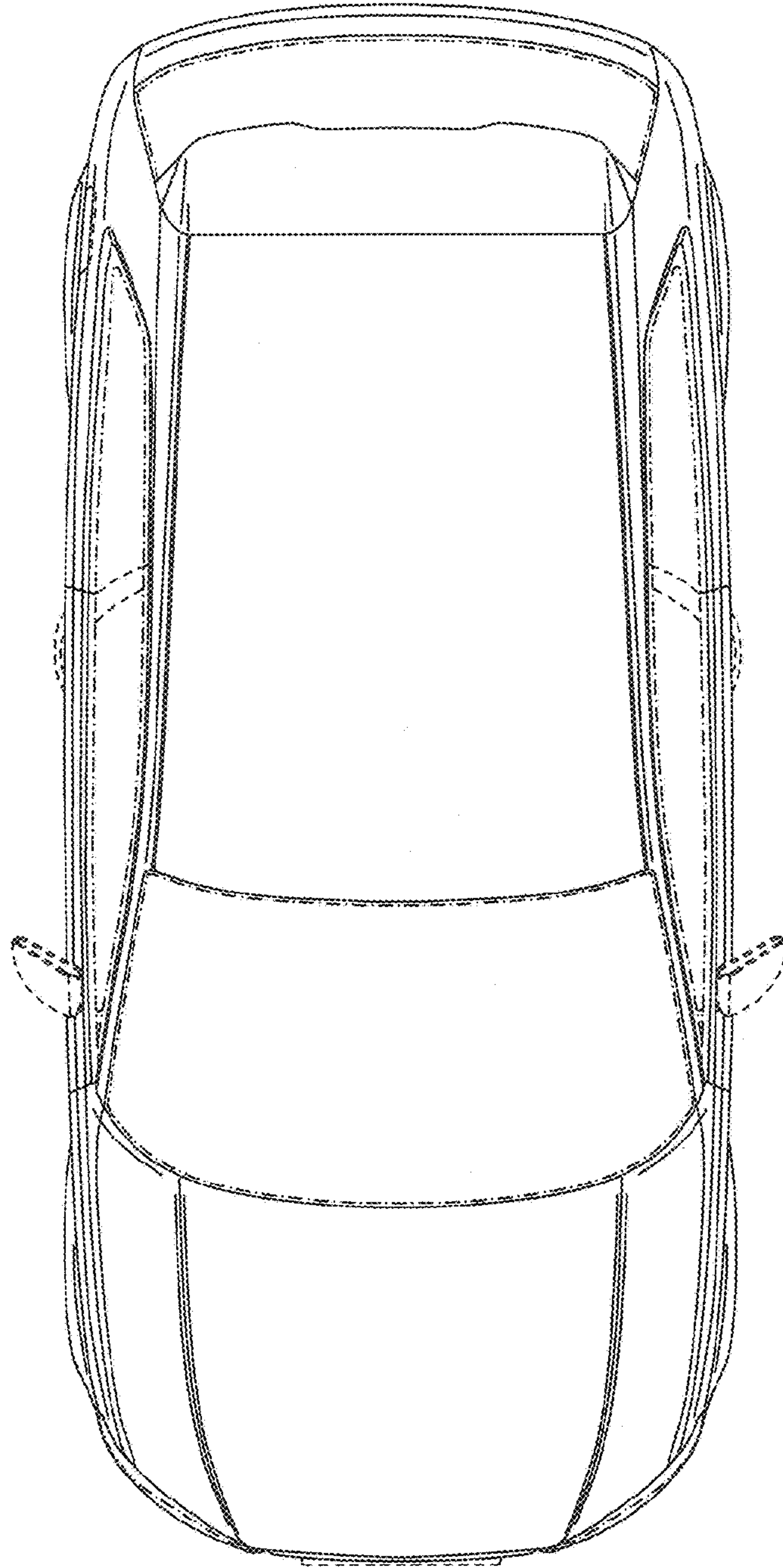


FIG. 6

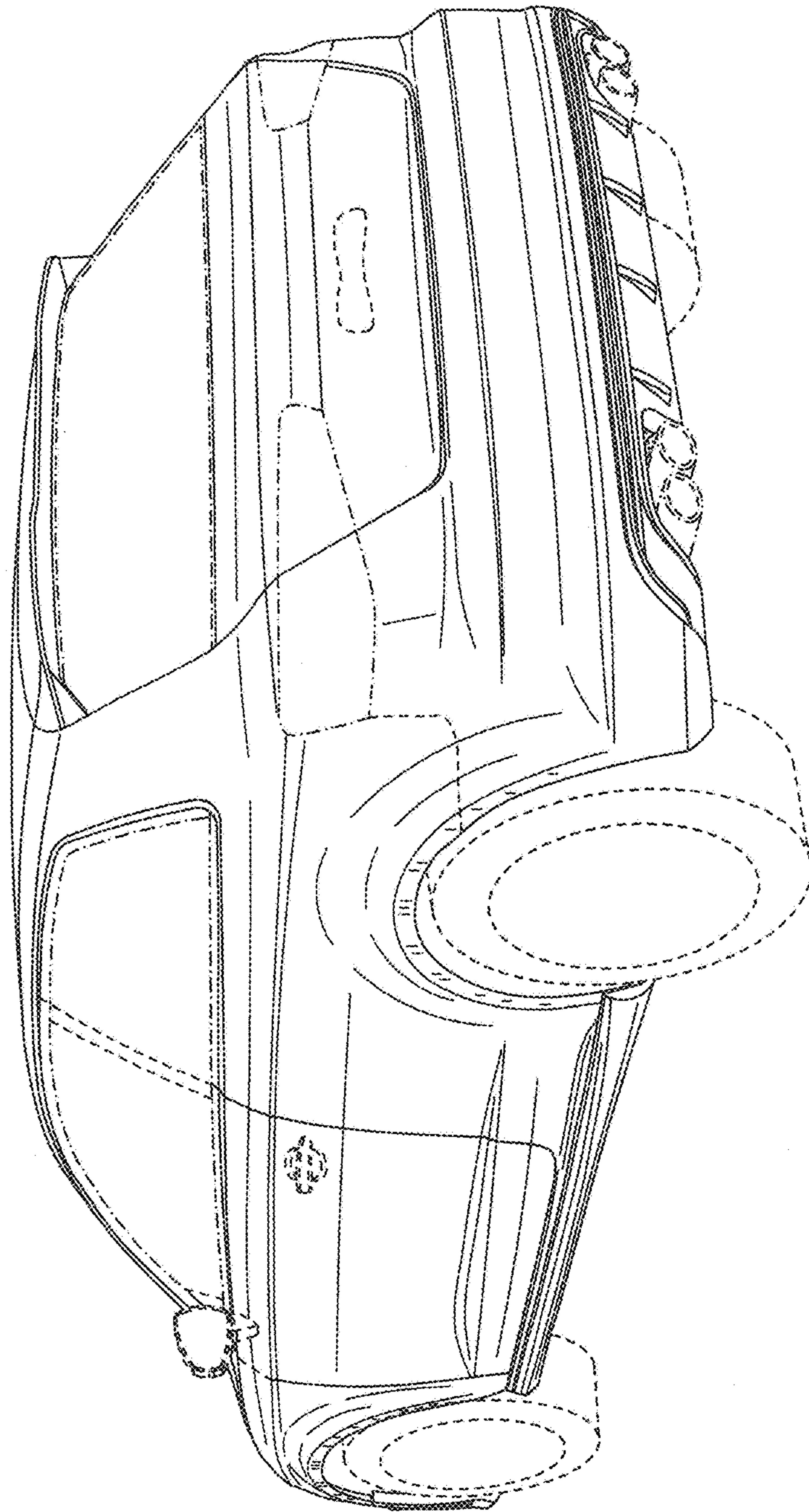


FIG. 7