



US00D710248S

(12) **United States Design Patent**  
**Kirzinger et al.**

(10) **Patent No.:** **US D710,248 S**

(45) **Date of Patent:** **\*\* Aug. 5, 2014**

(54) **SEAT BELT TONGUE**

(56) **References Cited**

(71) Applicant: **Volkswagen Aktiengesellschaft,**  
Wolfsburg (DE)

U.S. PATENT DOCUMENTS

(72) Inventors: **Albert Kirzinger,** Wolfsburg (DE);  
**Torsten Giffhorn,** Wolfsburg (DE)

4,377,888	A *	3/1983	Ikesue .....	24/637
5,984,358	A *	11/1999	Mar et al. ....	280/808
6,837,519	B2 *	1/2005	Moskalik et al. ....	280/801.1
D543,896	S *	6/2007	Gunnarsson .....	D11/212
D581,315	S *	11/2008	Paris et al. ....	D11/200
7,520,035	B2 *	4/2009	Ichida et al. ....	24/633
7,761,960	B2 *	7/2010	Feile .....	24/198
8,037,581	B2 *	10/2011	Gray et al. ....	24/163 R
8,322,000	B2 *	12/2012	Dziengowski et al. ....	24/196
8,429,799	B2 *	4/2013	Ng .....	24/641
8,661,625	B2 *	3/2014	Carene et al. ....	24/200

(73) Assignee: **Volkswagen Aktiengesellschaft,**  
Wolfsburg (DE)

(\*\*) Term: **14 Years**

\* cited by examiner

(21) Appl. No.: **29/479,665**

*Primary Examiner* — Ralf Seifert

(22) Filed: **Jan. 17, 2014**

(74) *Attorney, Agent, or Firm* — Lucas & Mercanti, LLP;  
Klaus P. Stoffel

(30) **Foreign Application Priority Data**

Aug. 8, 2013 (EM) ..... 001 380 232

(57) **CLAIM**

The ornamental design for a seat belt tongue, as shown and described.

(51) **LOC (10) Cl.** ..... **02-07**

**DESCRIPTION**

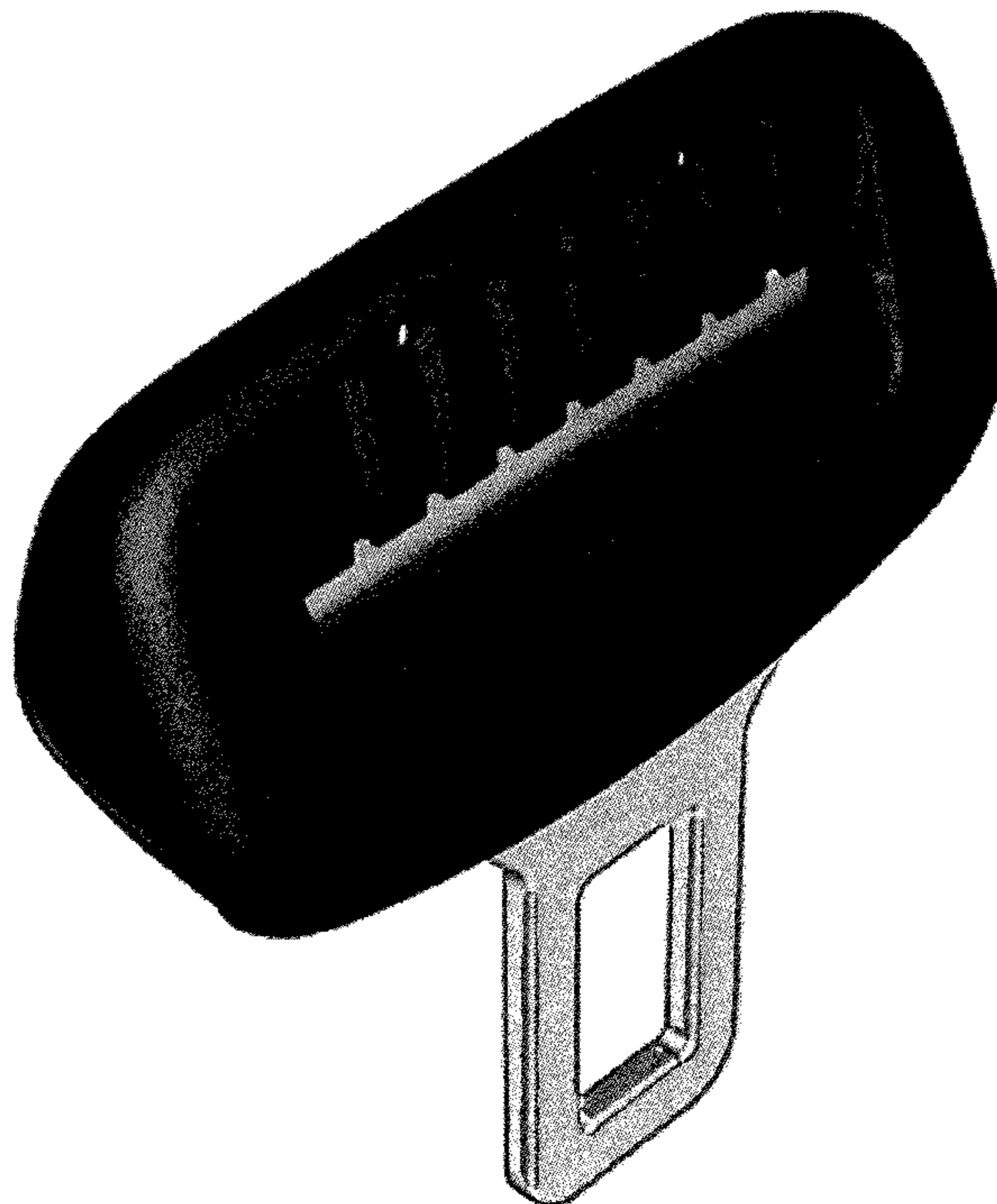
(52) **U.S. Cl.**  
USPC ..... **D11/212**

(58) **Field of Classification Search**  
CPC ..... A44B 11/25; A44B 11/26; A44B 11/00;  
B60R 22/00  
USPC ..... D11/1-2, 200-201, 206-210, 214-218;  
24/163 R, 169-171, 173, 177-179, 191,  
24/194-195, 197, 200, 614-616, 625, 198,  
24/578.11, 578.1, 163 K, 114, 633, 593.1

FIG. 1 is a top view of the seat belt tongue of the present invention;  
FIG. 2 is a bottom view thereof;  
FIG. 3 is a right side view thereof, the left side being a mirror image;  
FIG. 4 is a rear view thereof;  
FIG. 5 is a front view thereof;  
FIG. 6 is a top, left side perspective view thereof; and,  
FIG. 7 is a rear, right side perspective view thereof.

See application file for complete search history.

**1 Claim, 5 Drawing Sheets**






Fig. 1




Fig. 2

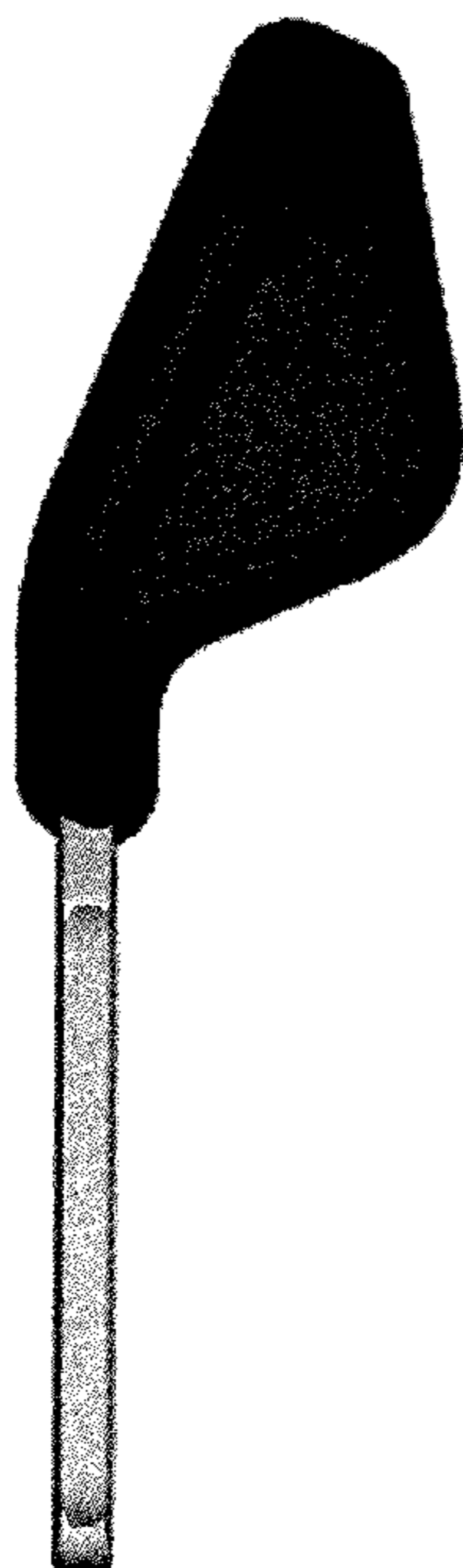


Fig. 3




Fig. 4




Fig. 5

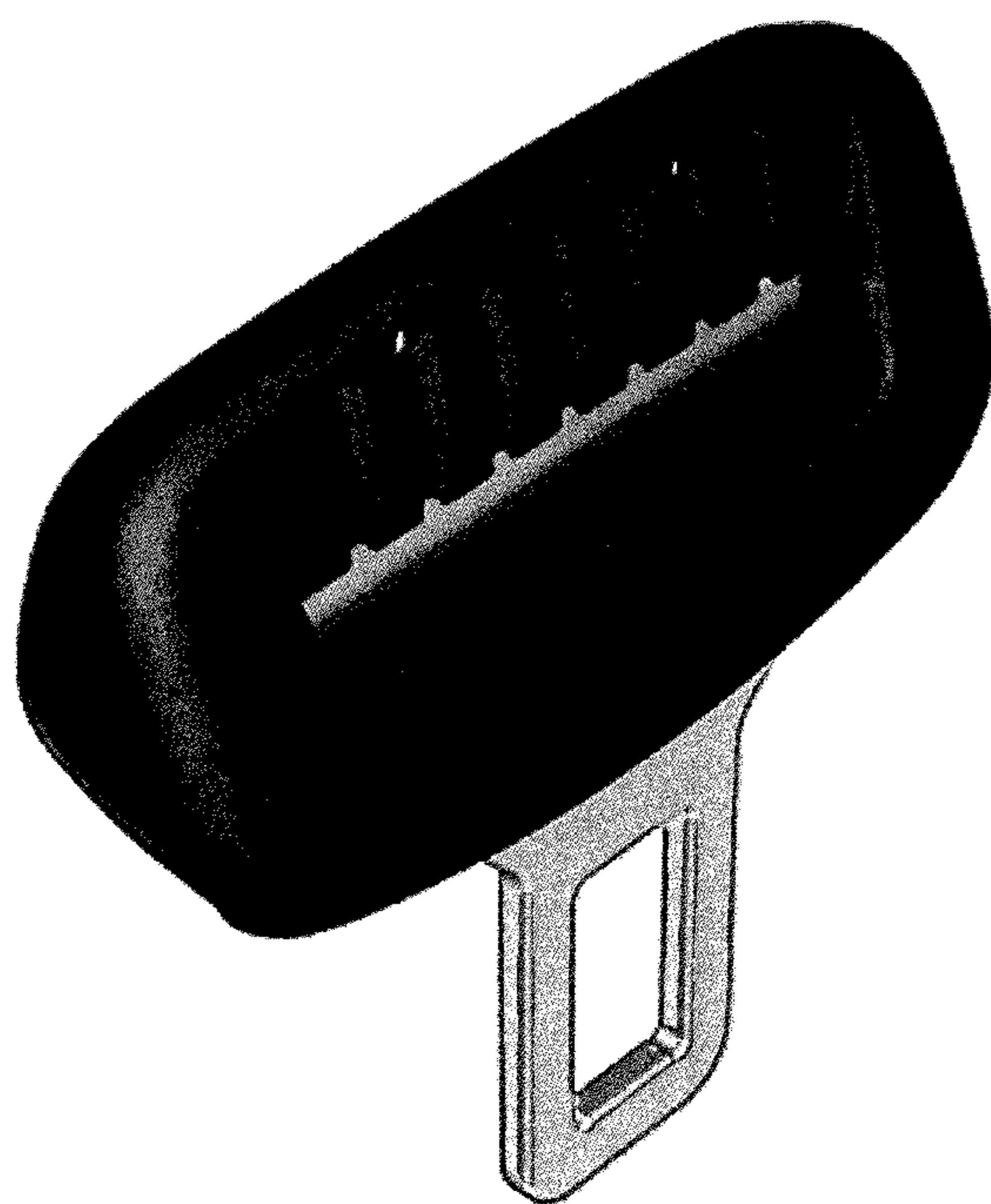


Fig. 6




Fig. 7