



US00D710244S

(12) **United States Design Patent**
Graham

(10) **Patent No.:** **US D710,244 S**
(45) **Date of Patent:** **** Aug. 5, 2014**

(54) **COVER FOR HANGING PLANTER**

(71) Applicant: **Katherine N. Graham**, Olivehurst, CA (US)

(72) Inventor: **Katherine N. Graham**, Olivehurst, CA (US)

(**) Term: **14 Years**

(21) Appl. No.: **29/461,057**

(22) Filed: **Jul. 18, 2013**

Related U.S. Application Data

(62) Division of application No. 13/366,942, filed on Feb. 6, 2012, now abandoned.

(51) **LOC (10) Cl.** **11-02**

(52) **U.S. Cl.**
USPC **D11/152**

(58) **Field of Classification Search**
USPC D6/403-405, 556-558; D11/143-156, D11/164; D19/77, 80, 81, 84; D26/9-11, D26/16, 19; D34/1, 2, 4-6; D99/5, 19; 47/17, 32.7, 33, 39, 41.01, 41.1, 47/41.11-41.15, 44-47, 63, 65.5, 65.9, 47/66.1, 66.2, 66.6, 66.7, 67-71
See application file for complete search history.

(56) **References Cited**

U.S. PATENT DOCUMENTS

4,149,339 A 4/1979 Hall et al.
4,229,904 A 10/1980 Burton
4,244,147 A 1/1981 Geddes
4,771,573 A 9/1988 Stengel
5,018,300 A 5/1991 Chiu et al.

5,085,003 A 2/1992 Garcia
5,171,390 A 12/1992 Travers
D361,293 S * 8/1995 Weder et al. D11/164
D373,973 S * 9/1996 Dickinson et al. D11/152
6,513,304 B2 2/2003 Weder et al.
6,996,933 B2 2/2006 Weder et al.
D614,991 S * 5/2010 White D11/152
2006/0179713 A1 8/2006 Roberts

OTHER PUBLICATIONS

Lobed bowl by Seifu Yohei III, image dated Oct. 10, 2012, found online [Jan. 2, 2014] [http://commons.wikimedia.org/wiki/File:Lobed_Bowl,_1890-1900,_by_Seifu_Yohei_III_\(1851-1914\),_Japan,_porcelain_-_Art_Institute_of_Chicago_-_DSC00259.JPG](http://commons.wikimedia.org/wiki/File:Lobed_Bowl,_1890-1900,_by_Seifu_Yohei_III_(1851-1914),_Japan,_porcelain_-_Art_Institute_of_Chicago_-_DSC00259.JPG).*

* cited by examiner

Primary Examiner — Robert M Spear

Assistant Examiner — Marissa Cash

(74) *Attorney, Agent, or Firm* — Montgomery Patent & Design; Robert C. Montgomery


(57) **CLAIM**

The ornamental design for a cover for a hanging planter, as shown and described.

DESCRIPTION

FIG. 1 is an isometric view of a cover for hanging planter; FIG. 2 is front view thereof; FIG. 3 is a rear view thereof; FIG. 4 is a left-hand side view thereof; FIG. 5 is a right-hand side view thereof; FIG. 6 is a top view thereof; and, FIG. 7 is a bottom view of FIG. 6.
The broken lines shown in the drawings illustrate the bounds of the design and form no part of the claimed design.

1 Claim, 7 Drawing Sheets






Fig. 1

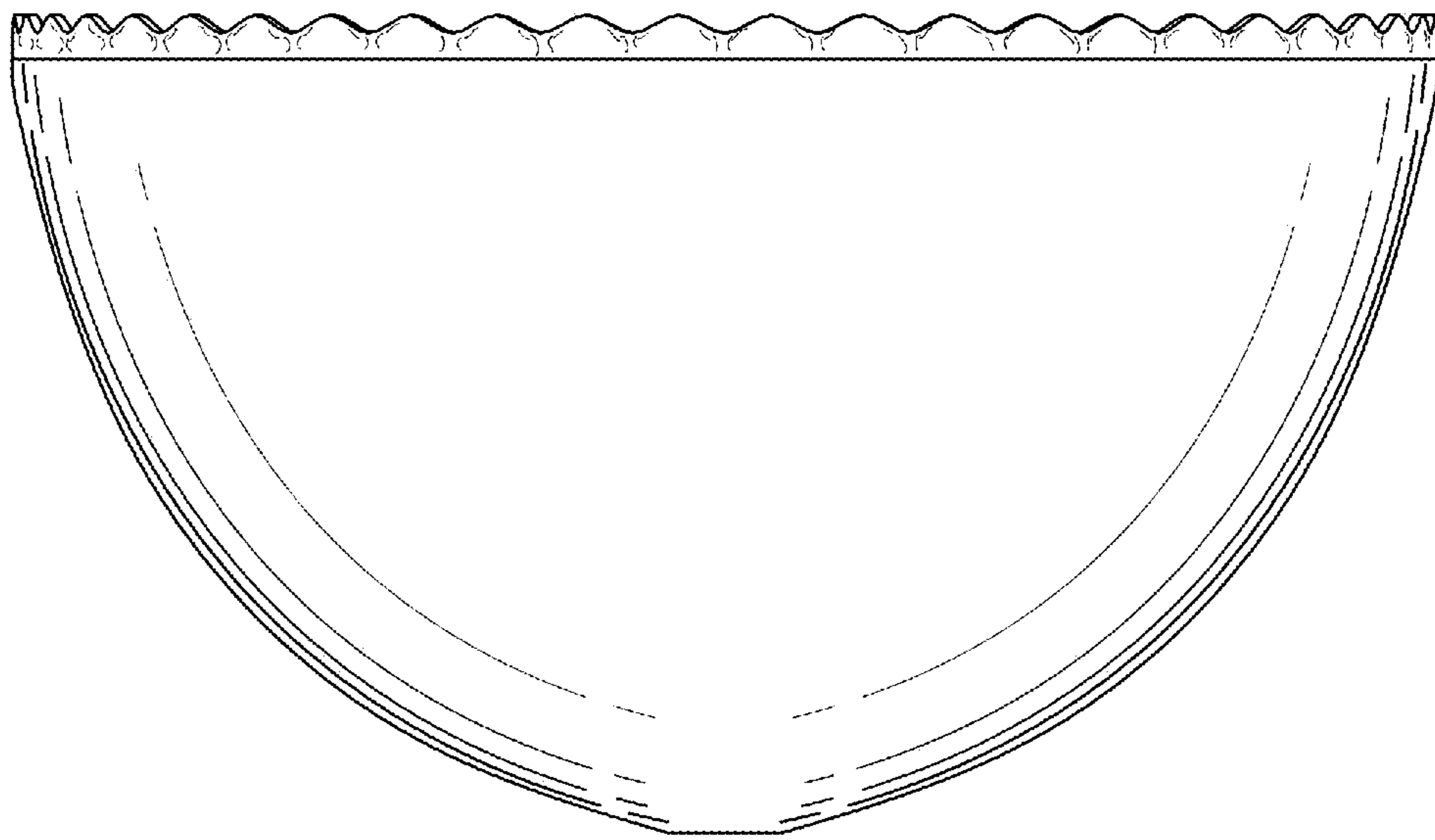


Fig. 2

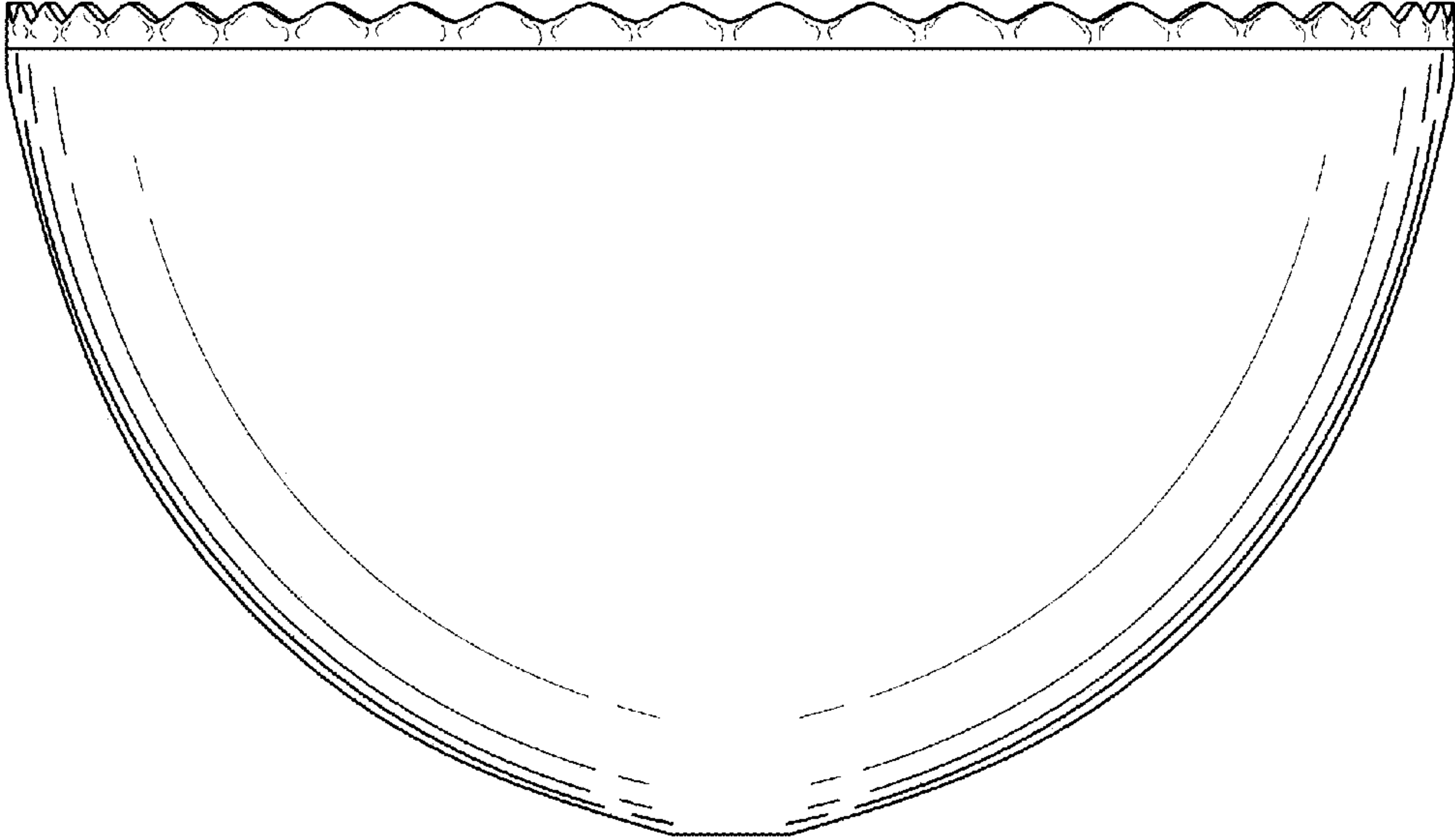


Fig. 3

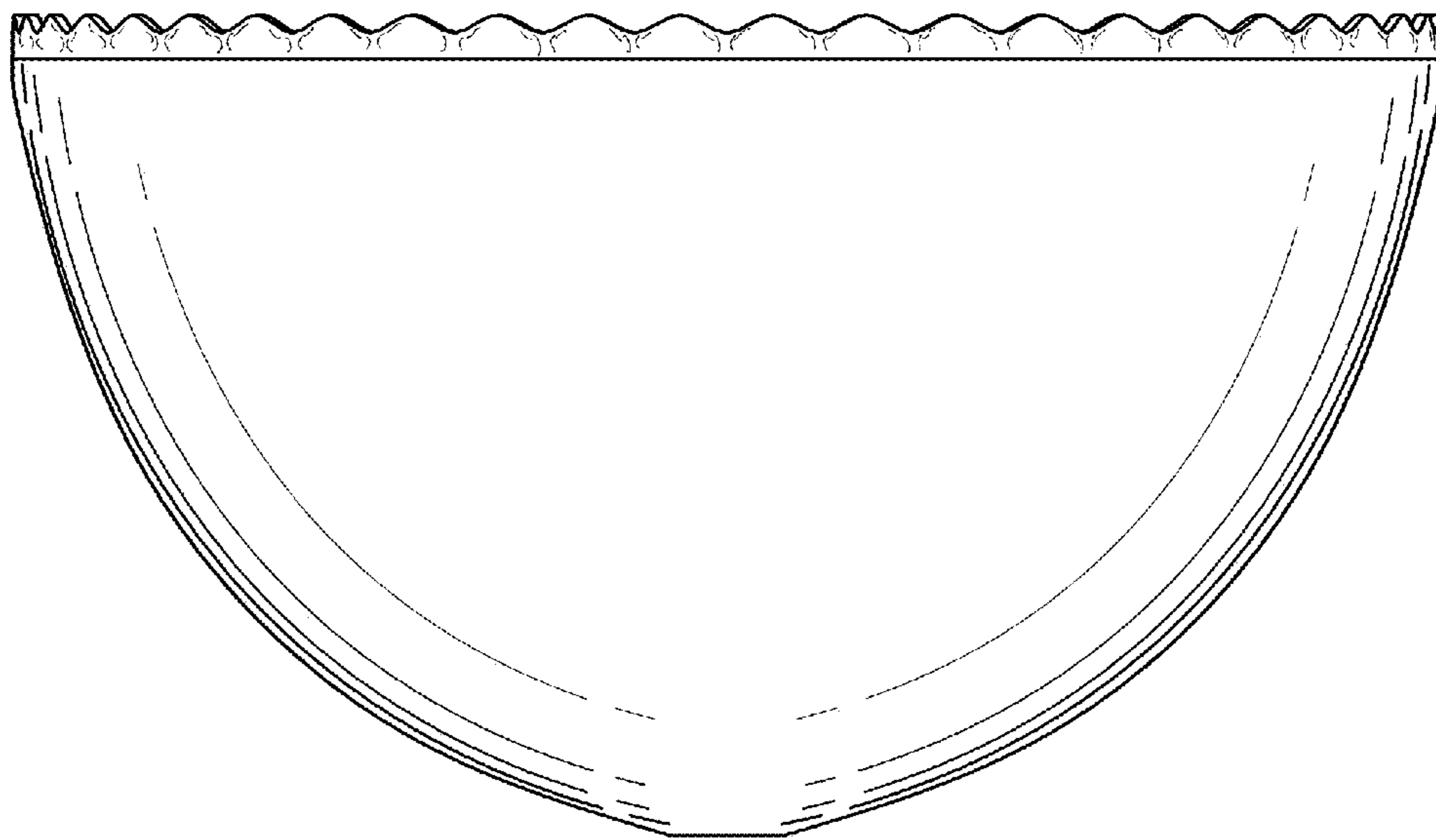


Fig. 4

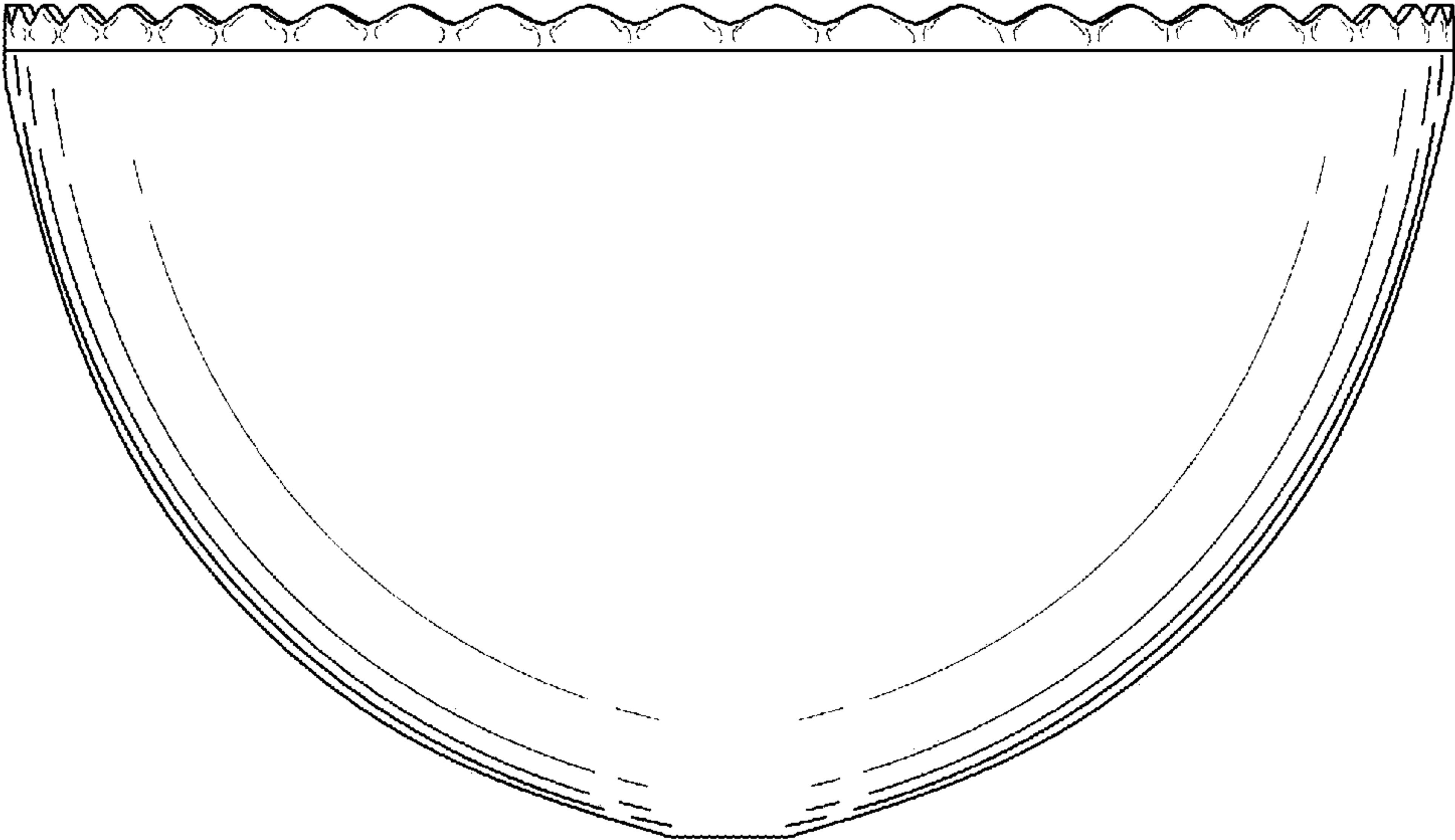


Fig. 5

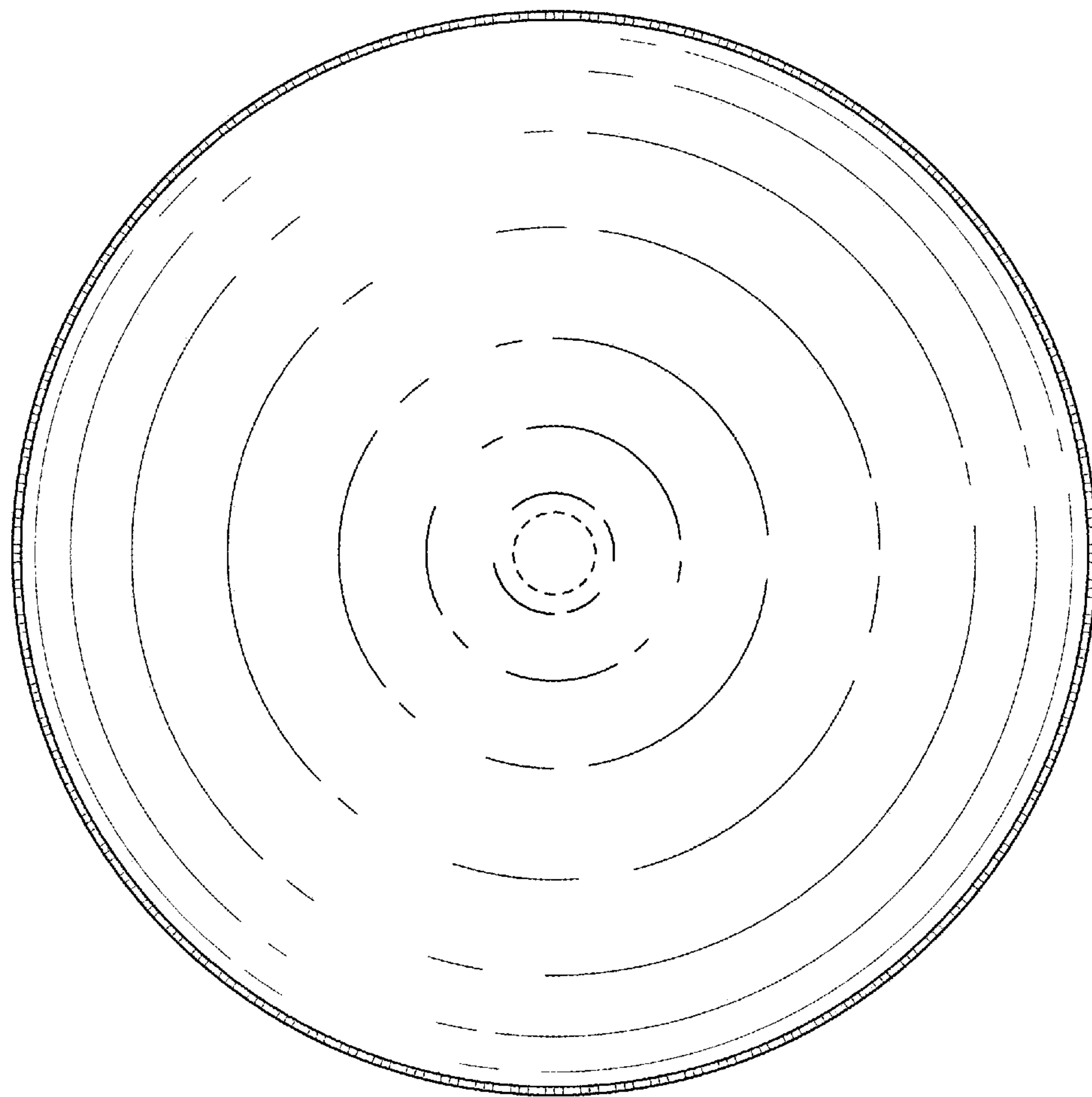


Fig. 6

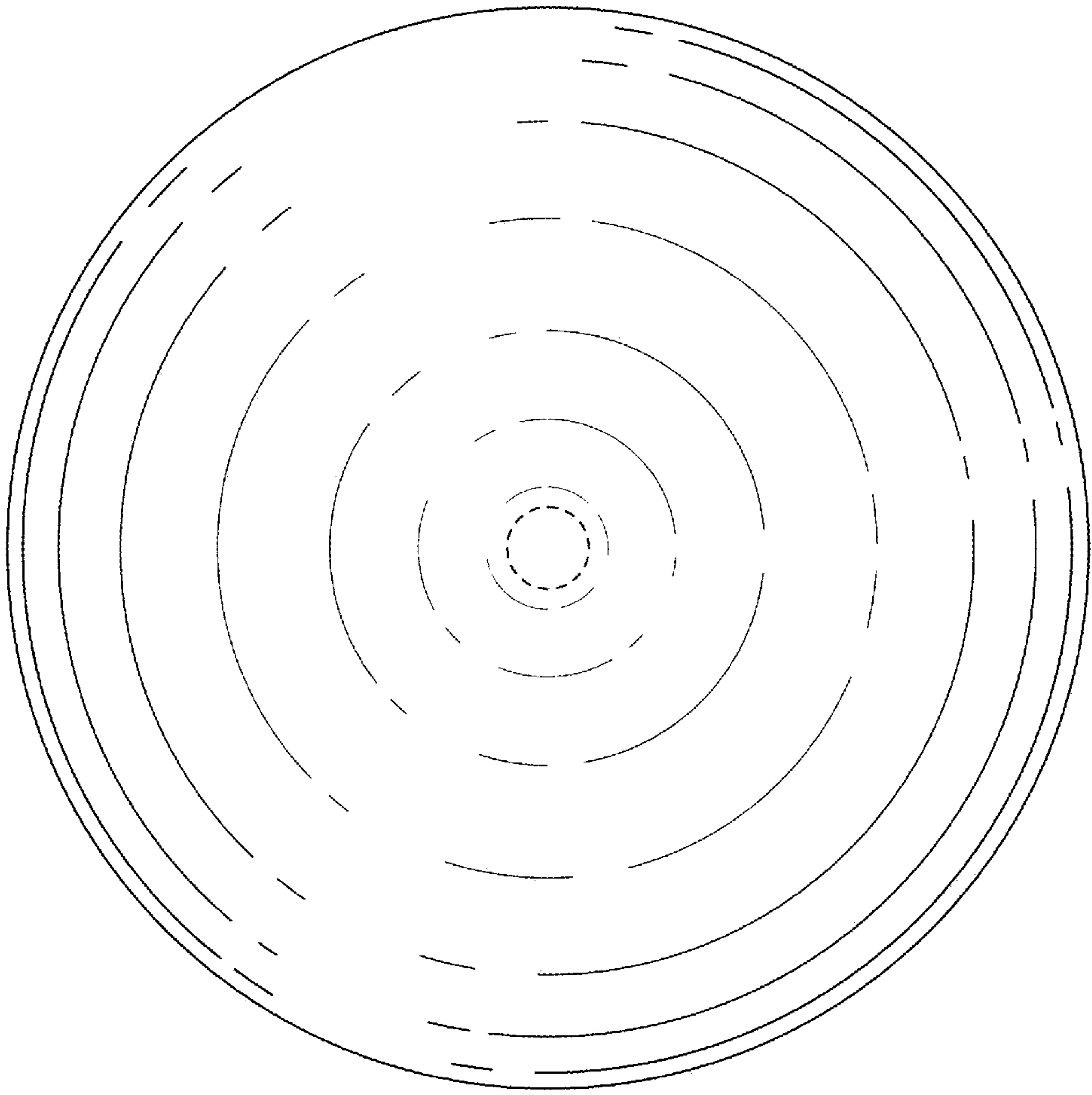


Fig. 7