



US00D710227S

(12) **United States Design Patent**
Igelmund

(10) **Patent No.:** **US D710,227 S**

(45) **Date of Patent:** **** Aug. 5, 2014**

(54) **HAND HELD TESTER DISPLAY**

(71) Applicant: **Darrell Igelmund**, Newcastle, WA (US)

(72) Inventor: **Darrell Igelmund**, Newcastle, WA (US)

(**) Term: **14 Years**

(21) Appl. No.: **29/442,553**

(22) Filed: **Mar. 20, 2013**

(51) **LOC (10) Cl.** **10-04**

(52) **U.S. Cl.**
USPC **D10/103; D10/46; D10/60; D10/74;**
D10/94; D10/102

(58) **Field of Classification Search**

CPC G06F 3/041; G06F 3/0412; G06F 3/0414;
G06F 3/0416; G06F 3/04883; G06F 1/1626;
G06F 2203/04808; G06F 2250/12; G06F
2250/22; G06F 17/30899; G06F 3/0484;
G06F 3/0421; G06F 3/0488; G06F 1/18;
G06F 1/1601; G06F 1/1698; G06R 31/007;
H04L 41/22
USPC D10/46, 60, 74, 78, 94, 102, 103;
D13/162-163, 177; D14/486-488,
D14/257, 490, 492, 495; D18/12.3;
178/18.01; 345/173-178, 902, 903,
345/904; 349/12, 58; 362/632, 633, 634;
715/808-842; 725/37-61

See application file for complete search history.

(56) **References Cited**

U.S. PATENT DOCUMENTS

D489,276	S	*	5/2004	Kido et al.	D10/60
D490,727	S	*	6/2004	Kido et al.	D10/60
D504,074	S	*	4/2005	Tsujimura	D10/46
D504,334	S	*	4/2005	Tsujimura	D10/46
D527,665	S	*	9/2006	Koide et al.	D10/103
D610,027	S	*	2/2010	Li et al.	D10/60
D628,107	S	*	11/2010	Lee	D10/103
D657,277	S	*	4/2012	Dallwig et al.	D10/103
D669,090	S	*	10/2012	Rosen	D14/486
D680,891	S	*	4/2013	Dallwig et al.	D10/103
D686,519	S	*	7/2013	Bolle et al.	D10/103

* cited by examiner

Primary Examiner — Antoine D Davis

(74) *Attorney, Agent, or Firm* — Lowe Graham Jones PLLC

(57) **CLAIM**

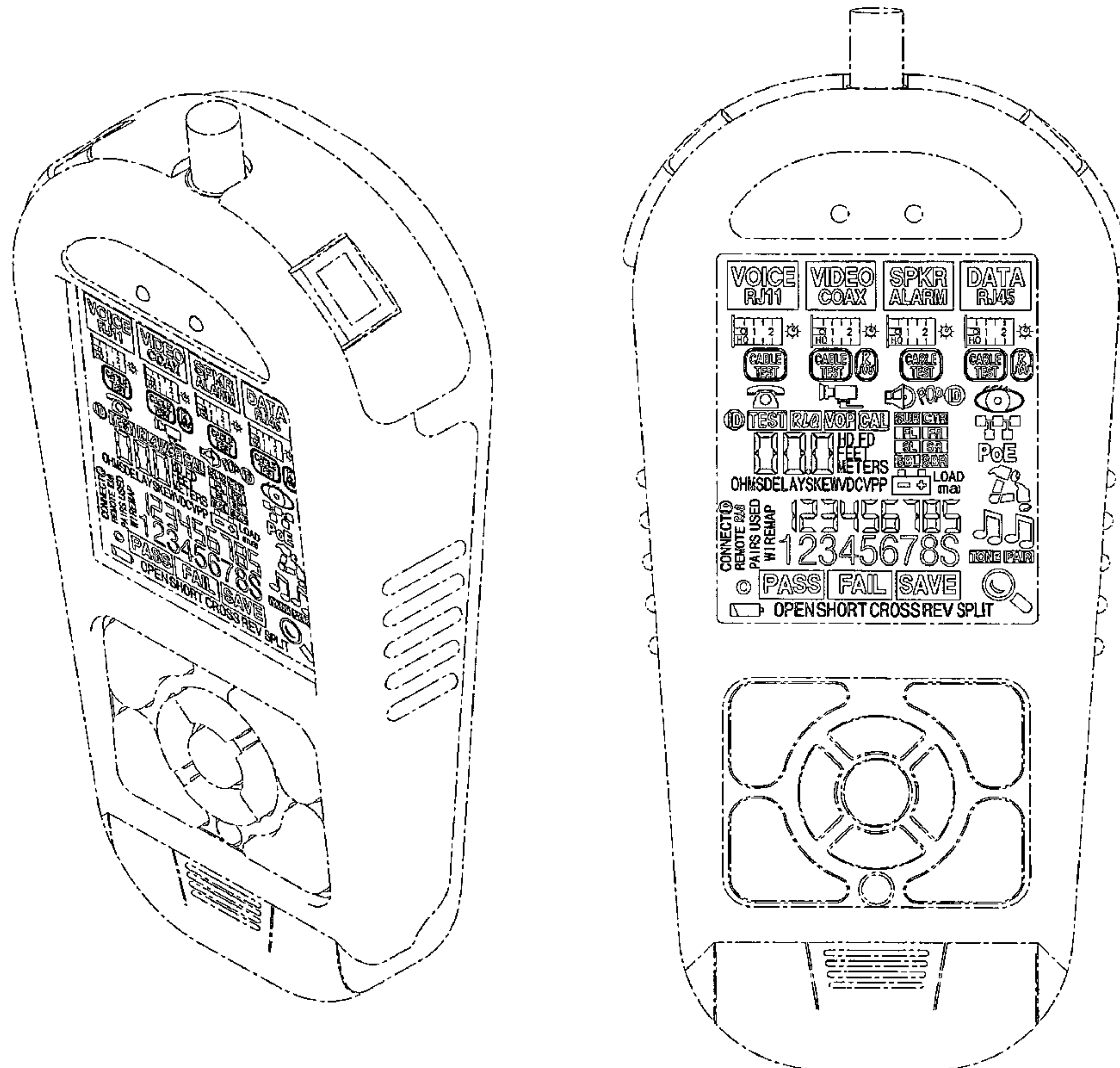
The ornamental design for a hand held tester display, as shown and described.

DESCRIPTION

FIG. 1 is a top, front, right perspective view of a hand held tester display showing my new design; and, FIG. 2 is a front view thereof.

The portions of the design shown in phantom lines are for environmental purposes only and form no part of the claimed invention.

1 Claim, 2 Drawing Sheets



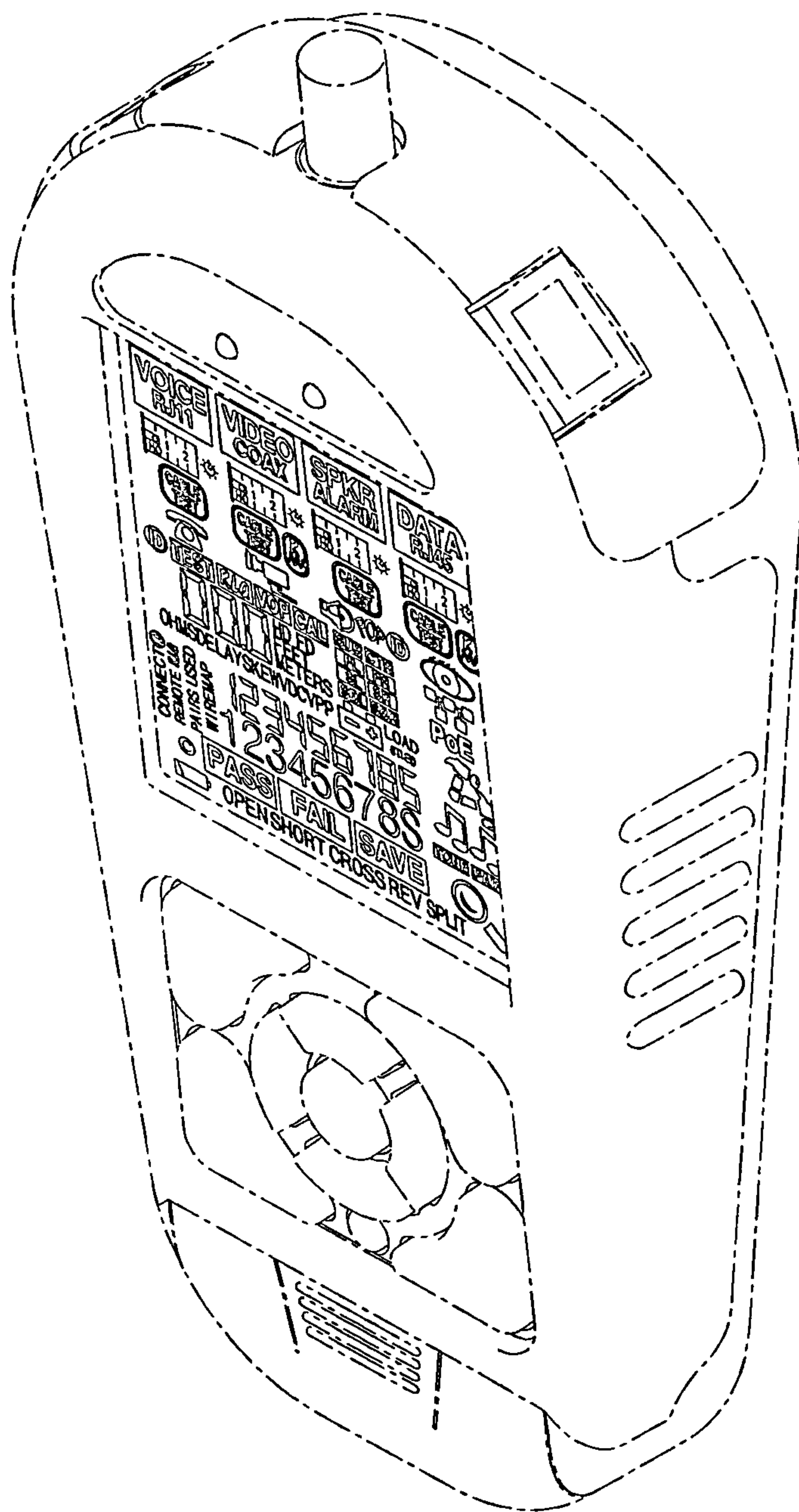


FIG.1

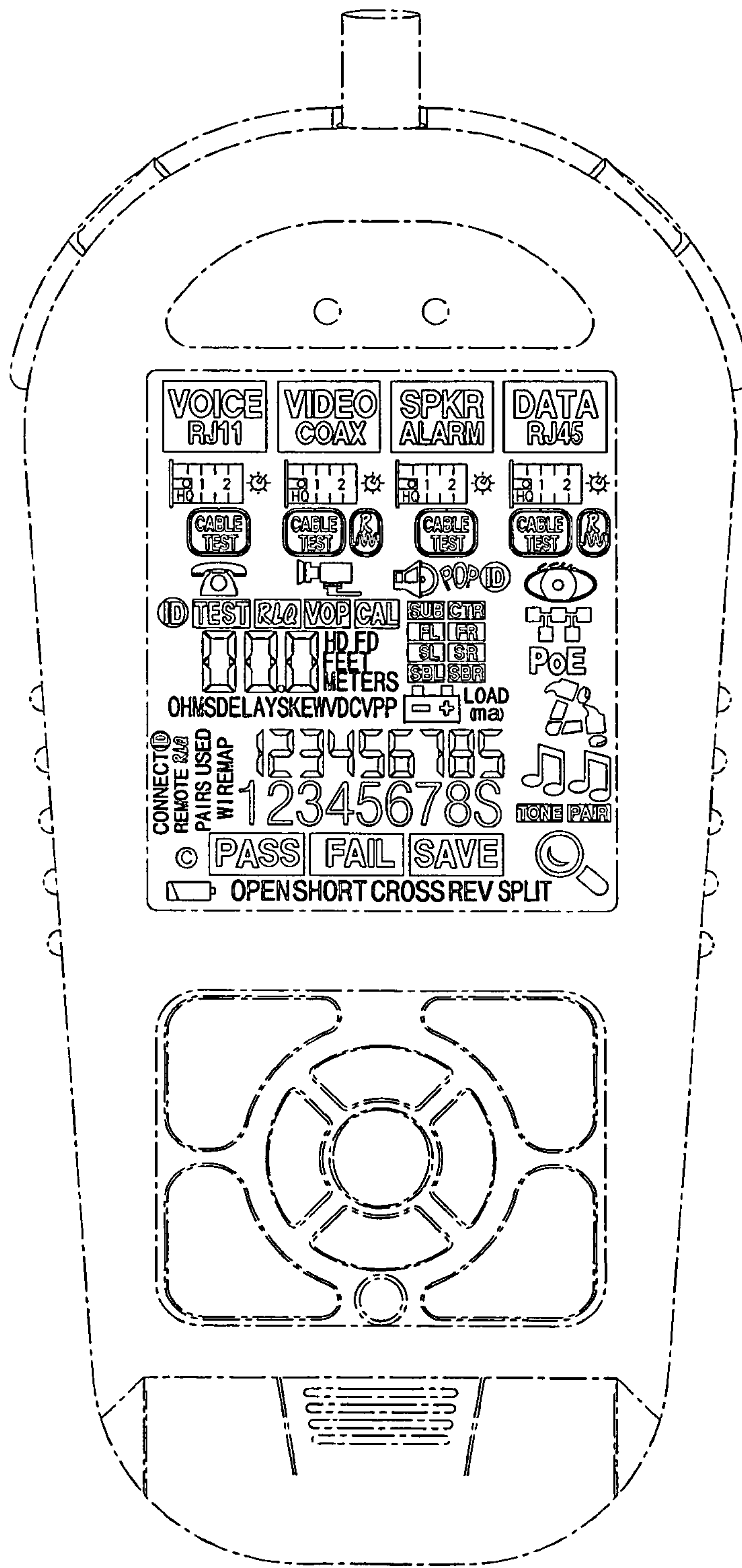


FIG. 2