



US00D710213S

(12) **United States Design Patent**  
**Birchmeier**

(10) **Patent No.:** **US D710,213 S**

(45) **Date of Patent:** **\*\* Aug. 5, 2014**

(54) **SLEEVE AND CONTAINER**

(56) **References Cited**

(71) Applicant: **Kraft Foods Group Brands LLC**,  
Northfield, IL (US)

U.S. PATENT DOCUMENTS

(72) Inventor: **Kathryn Marie Birchmeier**, Glenview,  
IL (US)

3,443,681	A *	5/1969	Wysocki	206/508
4,037,721	A *	7/1977	Schillinger	206/434
4,756,419	A *	7/1988	Le Bras	206/430
5,855,275	A *	1/1999	Hunter et al.	206/429
D432,414	S *	10/2000	Simpson et al.	D9/711
D558,602	S *	1/2008	Kissner et al.	D9/711
D610,919	S *	3/2010	James	D9/711
D639,186	S *	6/2011	Shapiro et al.	D9/721
D641,256	S *	7/2011	Fisher	D9/721
D654,810	S *	2/2012	Mansouri	D9/711
D665,271	S *	8/2012	Halty et al.	D9/711
D668,965	S *	10/2012	Crawford	D9/711
D693,242	S *	11/2013	Birchmeier	D9/711

(73) Assignee: **Kraft Foods Group Brands LLC**,  
Northfield, IL (US)

(\*\*) Term: **14 Years**

\* cited by examiner

(21) Appl. No.: **29/467,638**

*Primary Examiner* — Caron D Veynar

(22) Filed: **Sep. 20, 2013**

*Assistant Examiner* — Abraham Bahta

**Related U.S. Application Data**

(62) Division of application No. 29/443,189, filed on Jan.  
14, 2013, now Pat. No. Des. 693,242.

(74) *Attorney, Agent, or Firm* — Fitch, Even, Tabin &  
Flannery LLP

(51) **LOC (10) Cl.** ..... **09-05**

(57) **CLAIM**

(52) **U.S. Cl.**  
USPC ..... **D9/711**

I claim the ornamental design for a sleeve and container, as  
shown and described.

(58) **Field of Classification Search**

**DESCRIPTION**

USPC ..... D9/702-714, 414, 430-33, 715, 425,  
D9/721, 760-761, 415, 456, 416; 206/784,  
206/457, 822, 223, 557, 561, 299, 770,  
206/565; 229/125.05, 902, 938, 87.05,  
229/87.01, 87.19, 116.5, 122, 201, 939,  
229/942, 100, 101, 101.2, 103.2; 215/400;  
D7/354, 553.2, 555, 629, 701, 602;  
220/890, 376, 377, 556, 380, 657, 659

FIG. 1 is a perspective view of a sleeve and container showing  
my new design;  
FIG. 2 is a top plan view thereof;  
FIG. 3 is a front elevation view thereof;  
FIG. 4 is a rear elevation view thereof;  
FIG. 5 is a left side elevational view thereof, the right side  
elevation view being a mirror image thereof; and,  
FIG. 6 is a bottom plan view thereof.

See application file for complete search history.

**1 Claim, 4 Drawing Sheets**

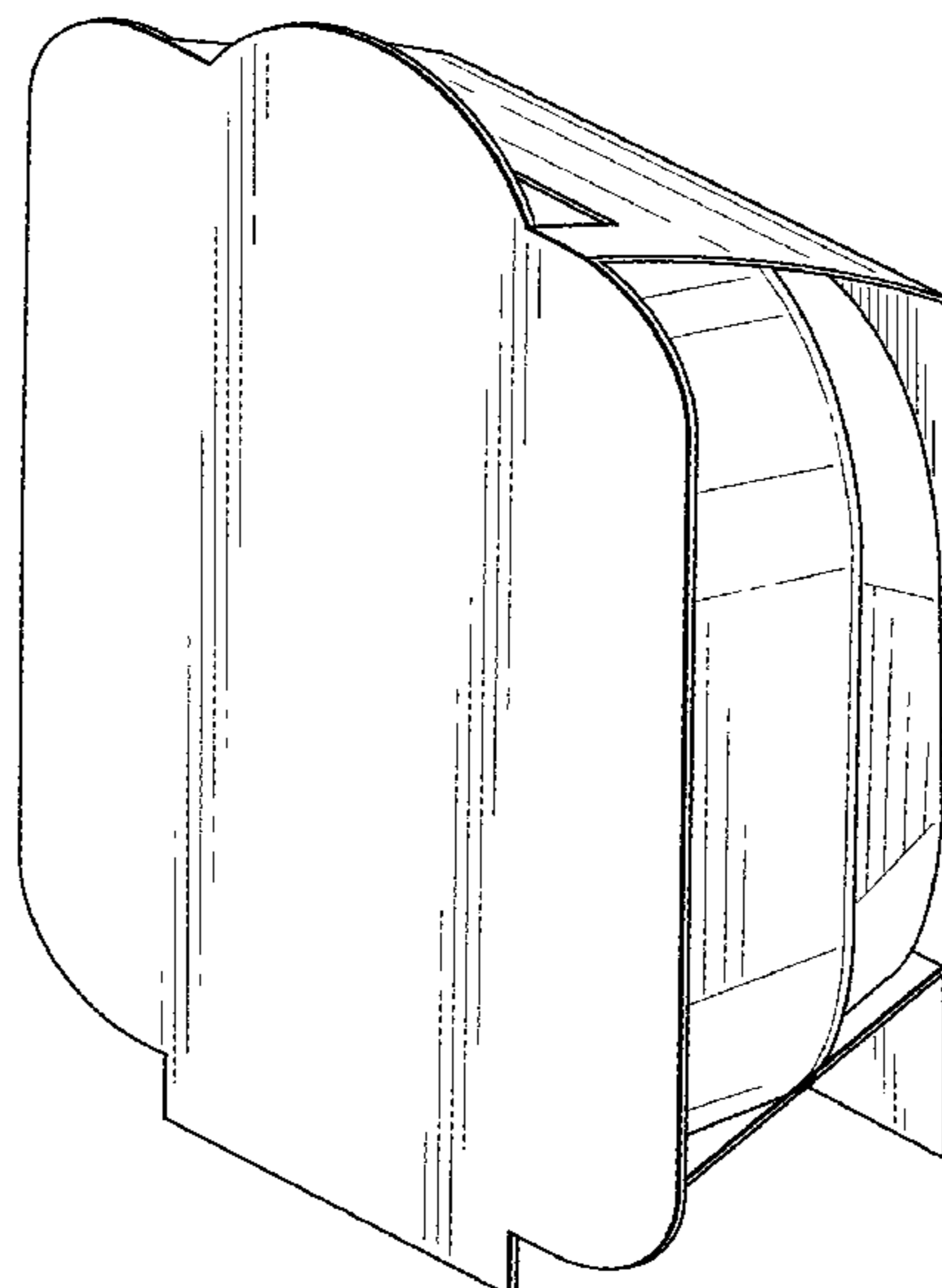


FIG. 1

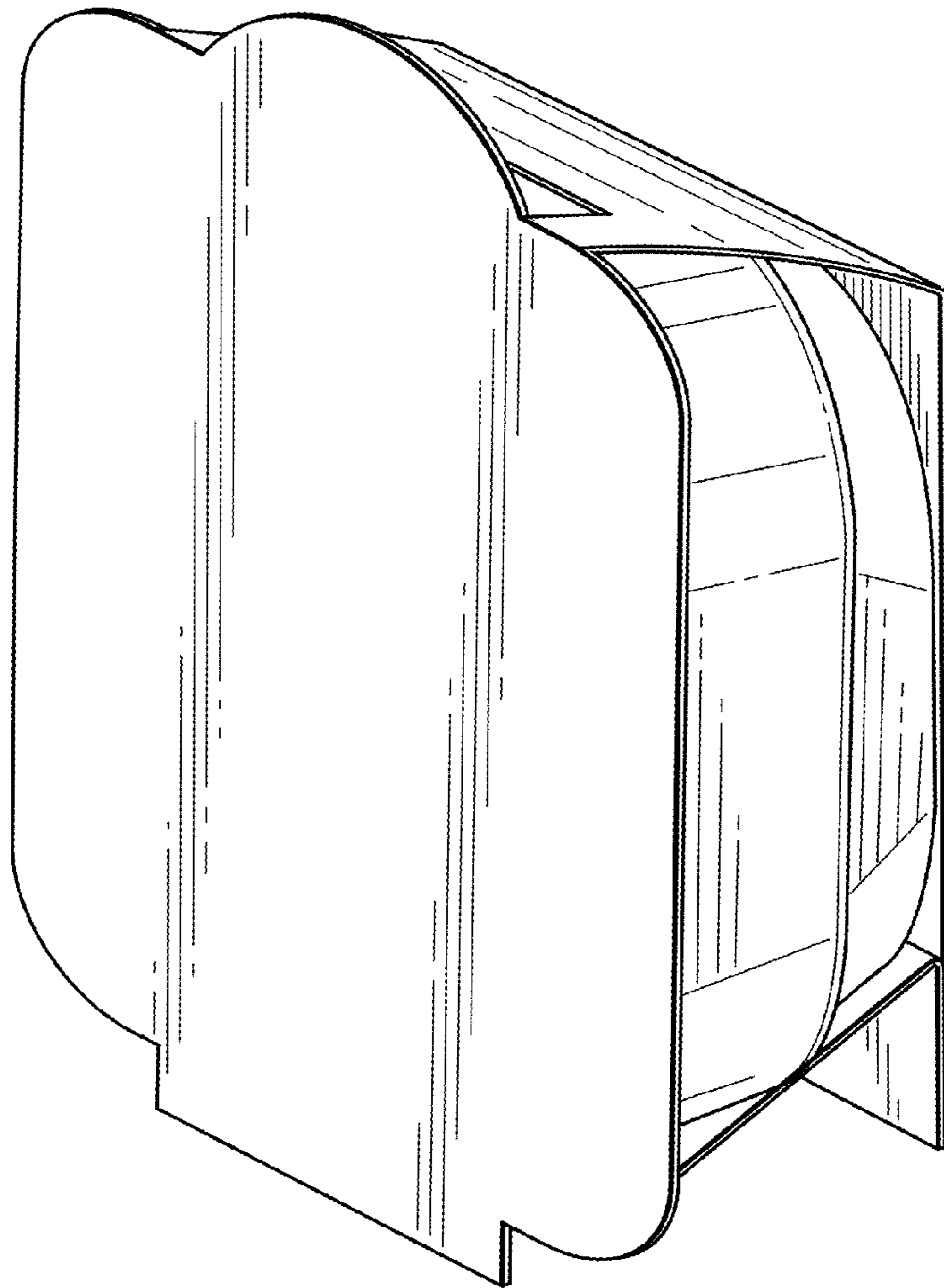


FIG. 2

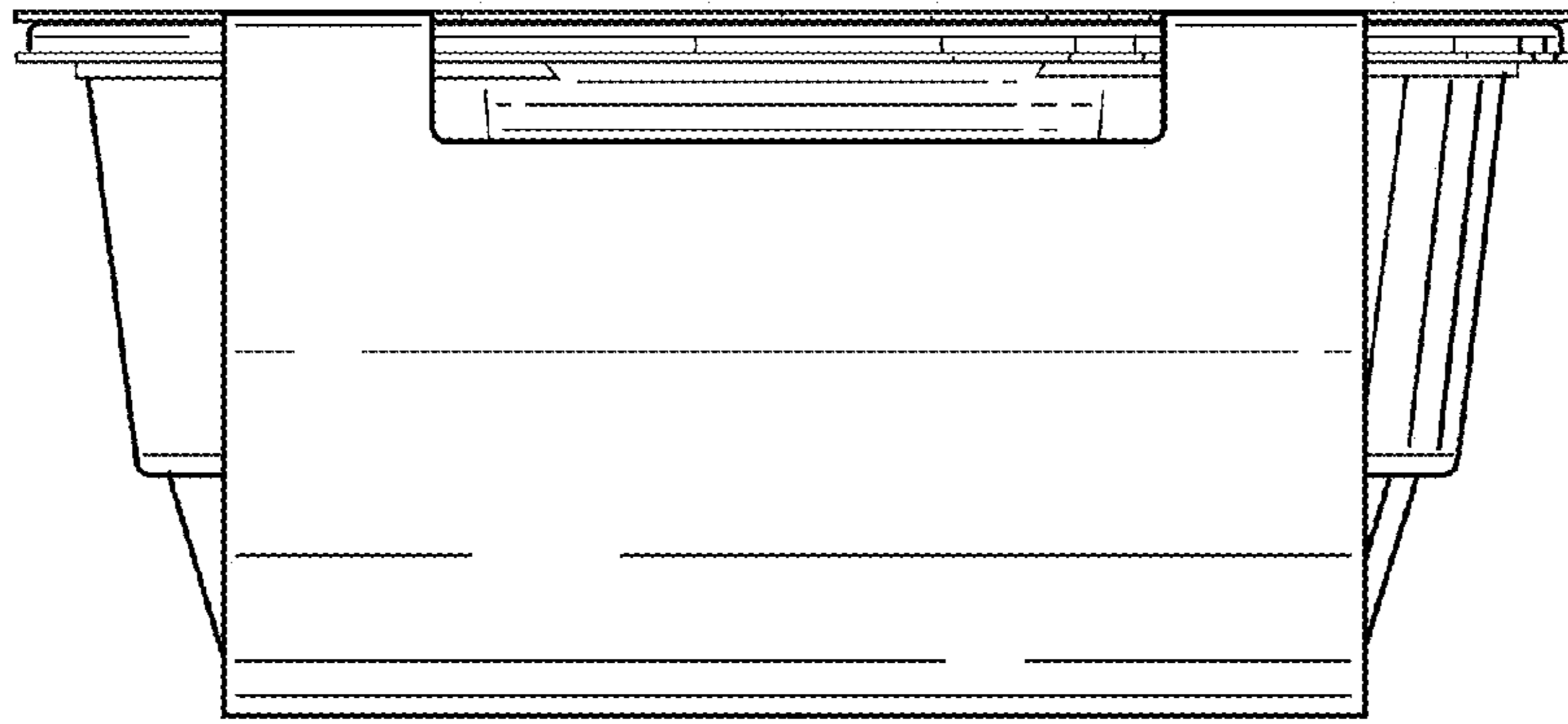


FIG. 3

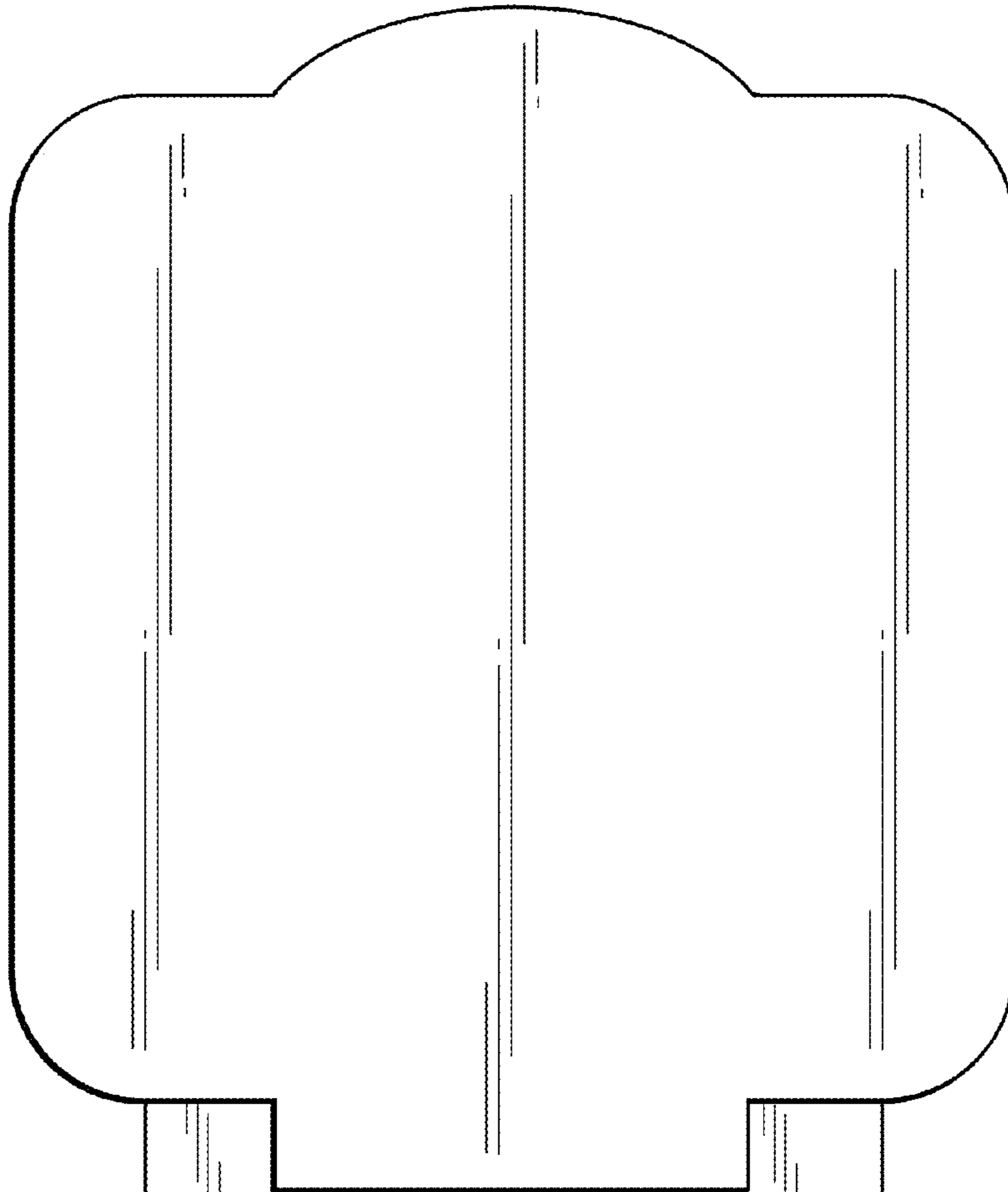


FIG. 4

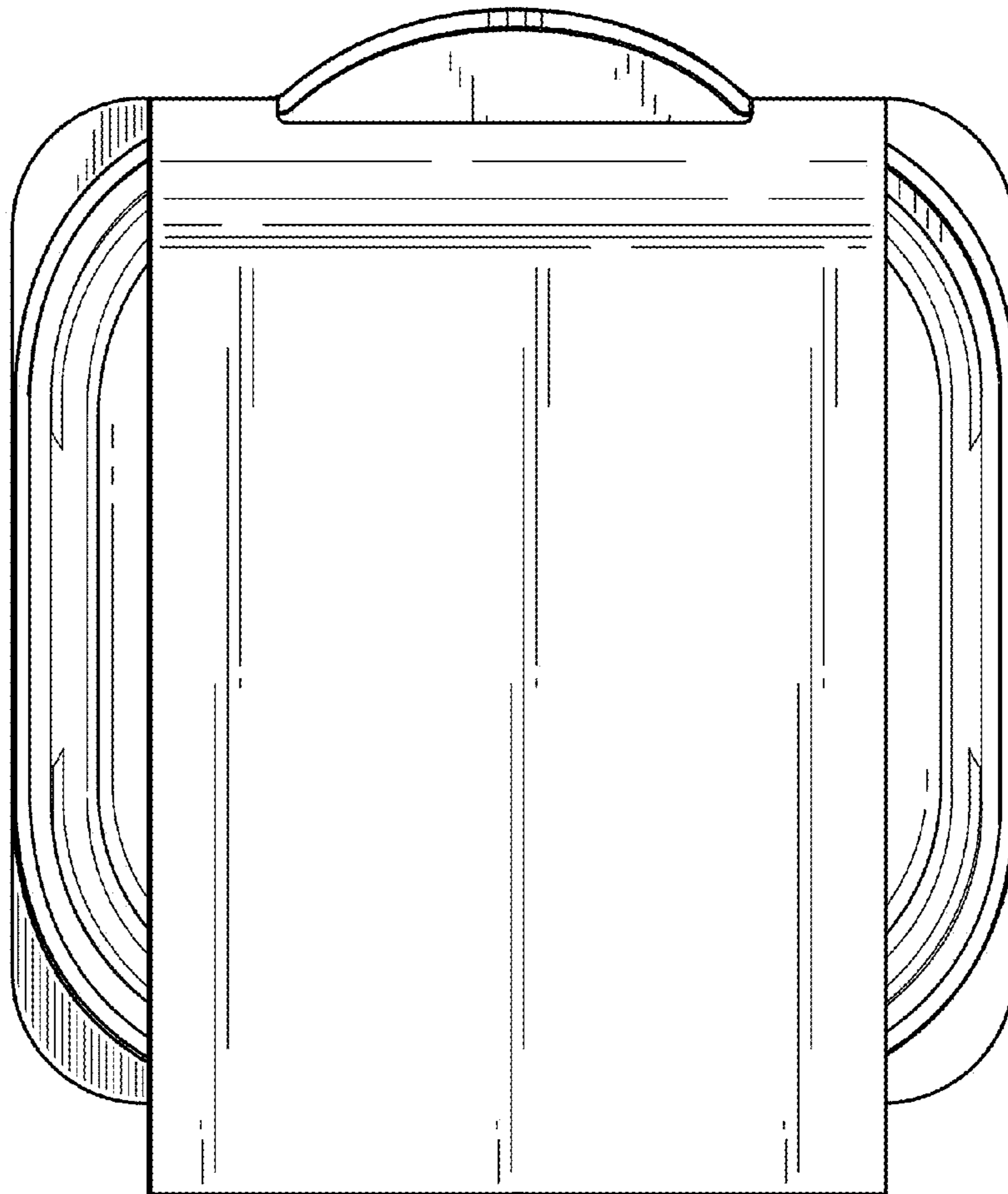


FIG. 5

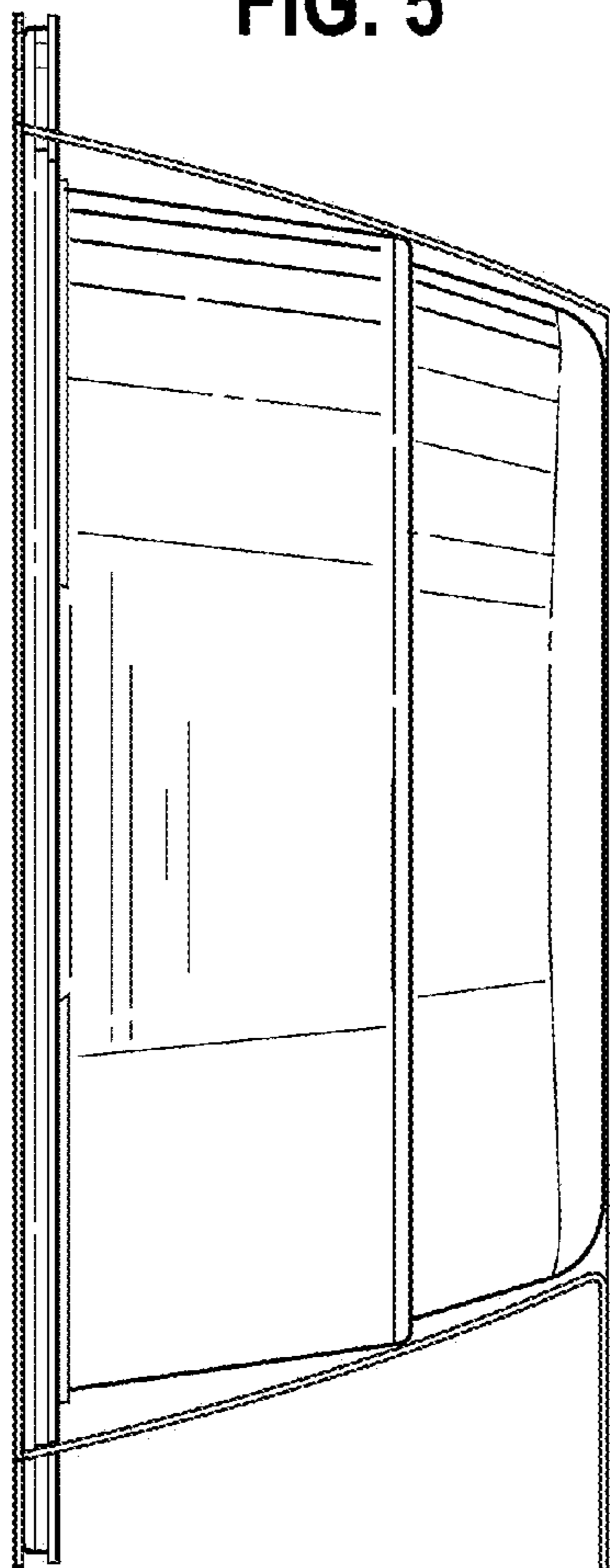


FIG. 6

