



US00D710208S

(12) **United States Design Patent**  
**Wurth et al.**

(10) **Patent No.:** **US D710,208 S**

(45) **Date of Patent:** **\*\* Aug. 5, 2014**

(54) **CONTAINER**

(71) Applicant: **Societe des Produits Nestle SA, Vevey**  
(CH)

(72) Inventors: **Stephen Andrew Wurth**, St. Louis, MO  
(US); **Kisun Kim**, Clayton, MO (US);  
**Bethanie L Gasperson**, Edwardsville,  
IL (US); **Jacob H. Ballard**, St. Louis,  
MO (US)

(73) Assignee: **Societe des Produits Nestle SA, Vevey**  
(CH)

(\*\*) Term: **14 Years**

(21) Appl. No.: **29/449,615**

(22) Filed: **Mar. 15, 2013**

(51) **LOC (10) Cl.** ..... **09-01**

(52) **U.S. Cl.**  
USPC ..... **D9/607; D21/654**

(58) **Field of Classification Search**  
USPC ..... D3/270-271.3; D9/600-601, 607,  
D9/500-504, 516, 434, 441, 451; 206/457,  
206/527; 215/400; 220/890;  
229/116.1-116.2; D7/514-520, 613,  
D7/619.2, 623, 628; D11/162; D21/576,  
D21/654, 658-660

See application file for complete search history.

(56) **References Cited**

**U.S. PATENT DOCUMENTS**

D111,793 S \* 10/1938 Myers ..... D9/607  
D115,652 S \* 7/1939 Hendrickson ..... D9/607  
D134,513 S \* 12/1942 Ganz ..... D7/613

D137,120 S \* 1/1944 Lenhart ..... D7/613  
D143,379 S \* 12/1945 Wormley ..... D7/613  
D167,931 S \* 10/1952 Dworkin ..... D7/613  
D187,348 S \* 3/1960 Goss ..... D7/613  
D217,174 S \* 4/1970 Northup ..... D21/654  
D237,839 S \* 11/1975 Apilado ..... D21/654  
D303,035 S \* 8/1989 O'Dunlaing ..... D21/654  
D391,846 S \* 3/1998 Triggs ..... D9/607  
D579,175 S \* 10/2008 Pickering et al. .... D21/654  
D616,526 S \* 5/2010 Ryan ..... D21/654  
D629,175 S \* 12/2010 McMaster et al. .... D21/654  
D643,995 S \* 8/2011 McMaster et al. .... D21/654  
D656,204 S \* 3/2012 Williams ..... D21/654

\* cited by examiner

*Primary Examiner* — Sandra Morris

(74) *Attorney, Agent, or Firm* — Holland & Hart LLP

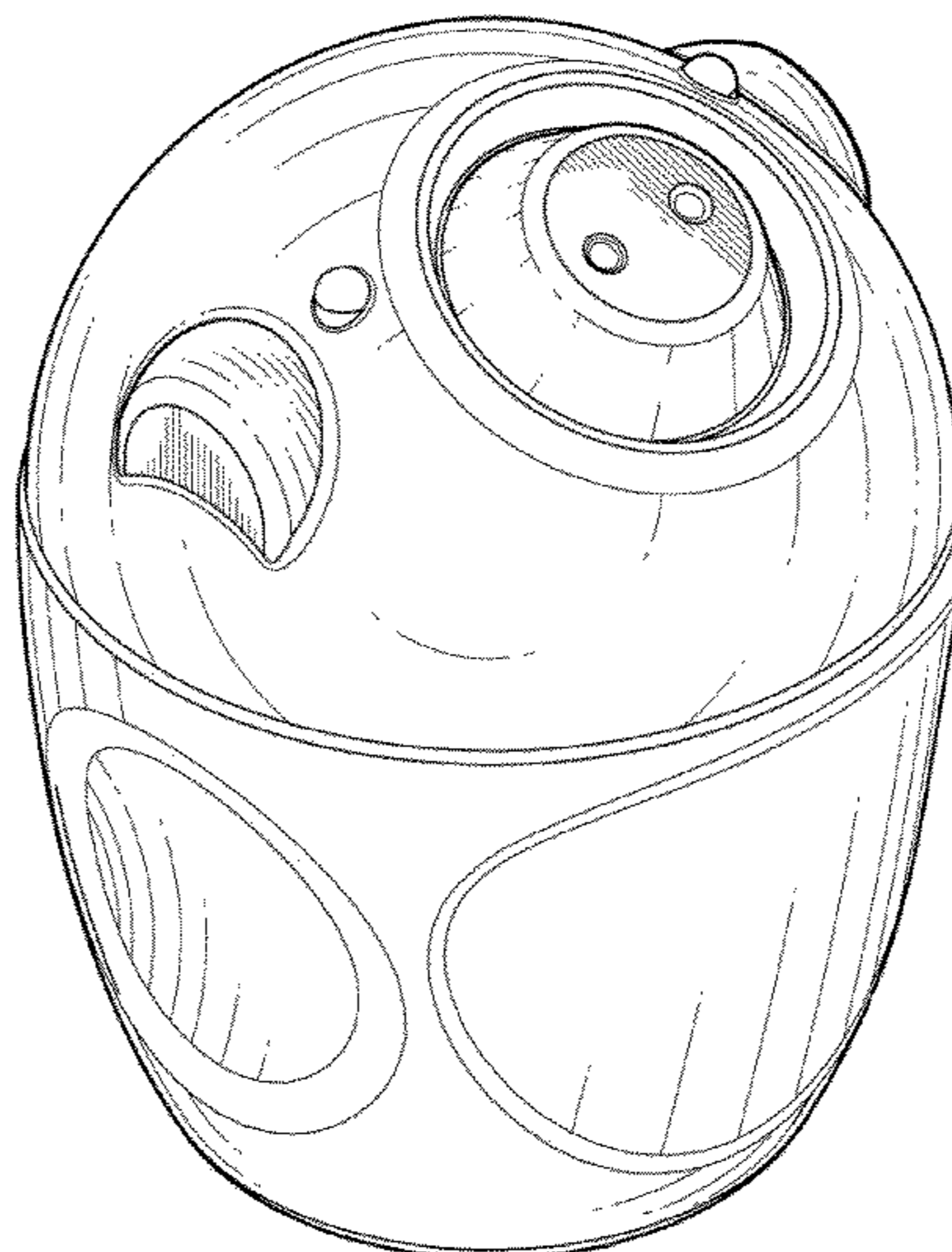
(57) **CLAIM**

The ornamental design for a container, as shown and described.

**DESCRIPTION**

FIG. 1 is a perspective view of the front, top and side of a container showing our new design.  
FIG. 2 is a side view of the container shown in FIG. 1, with the opposite side being the mirror image thereof.  
FIG. 3 is a rear view of the container shown in FIG. 1.  
FIG. 4 is a front view of the container shown in FIG. 1.  
FIG. 5 is a top view of the container shown in FIG. 1; and,  
FIG. 6 is a bottom view of the container shown in FIG. 1.  
The broken lines shown are included for the purpose of illustrating the unclaimed portions of the article and form no part of the claim.

**1 Claim, 6 Drawing Sheets**



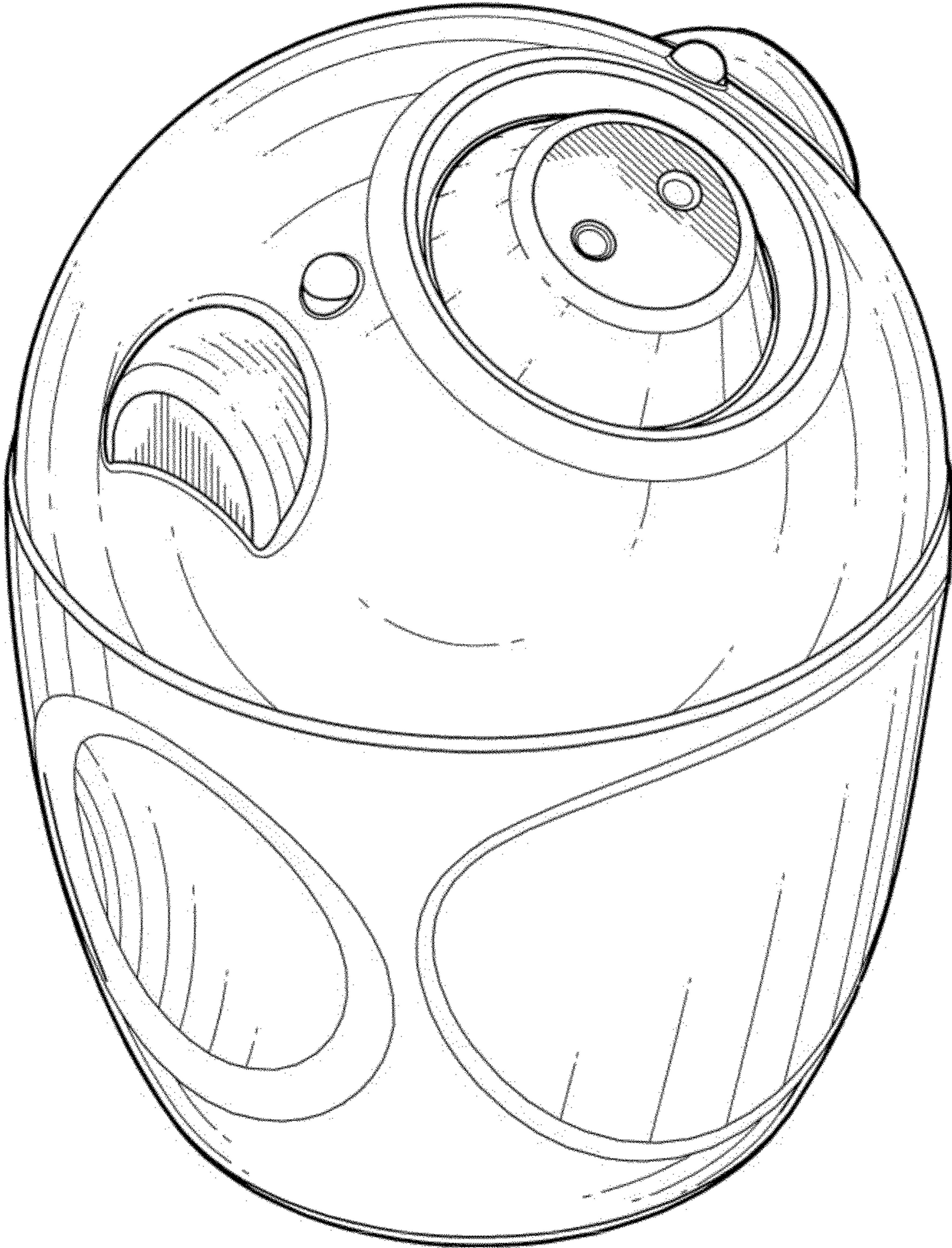


FIG. 1

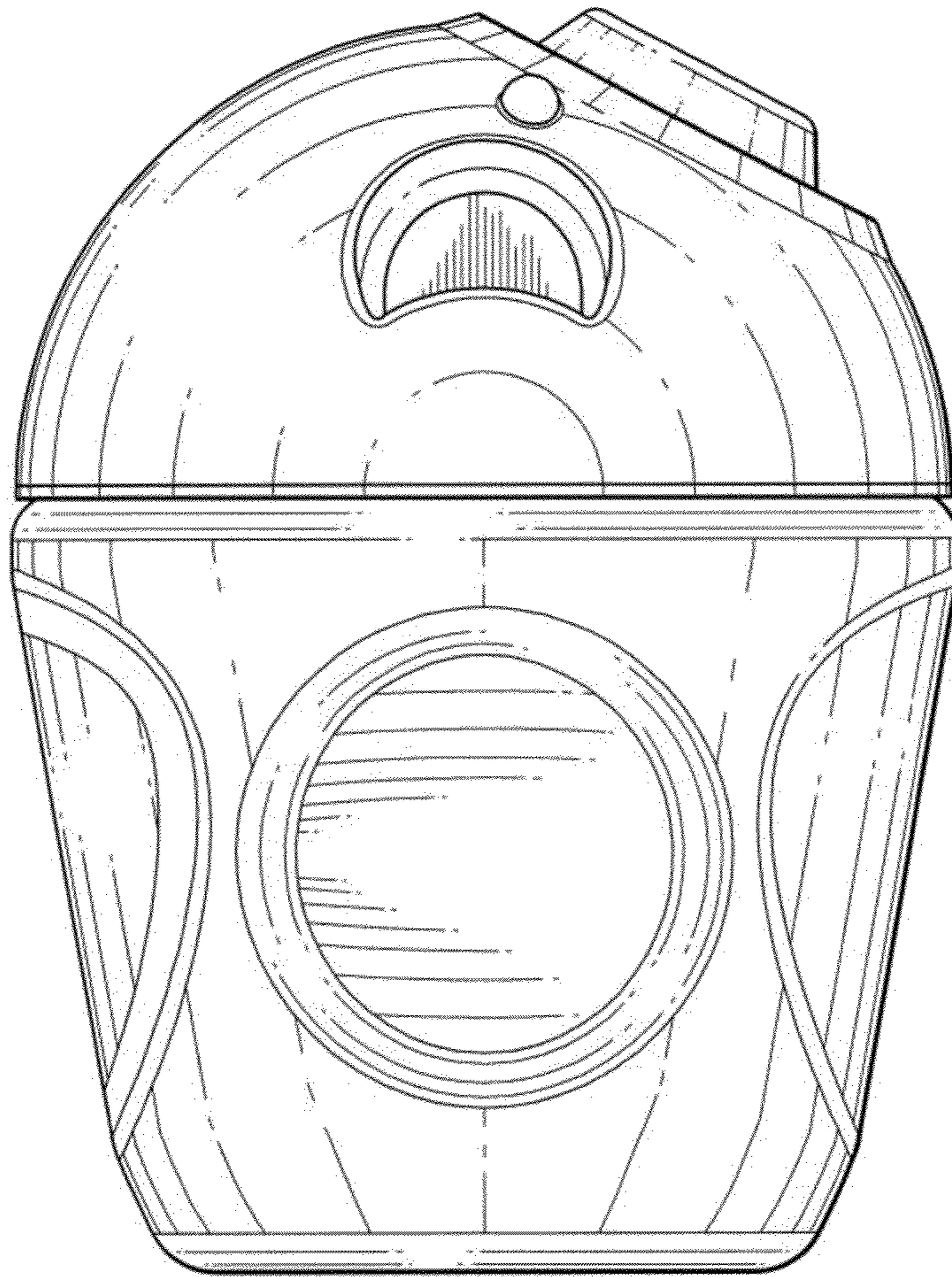


FIG. 2

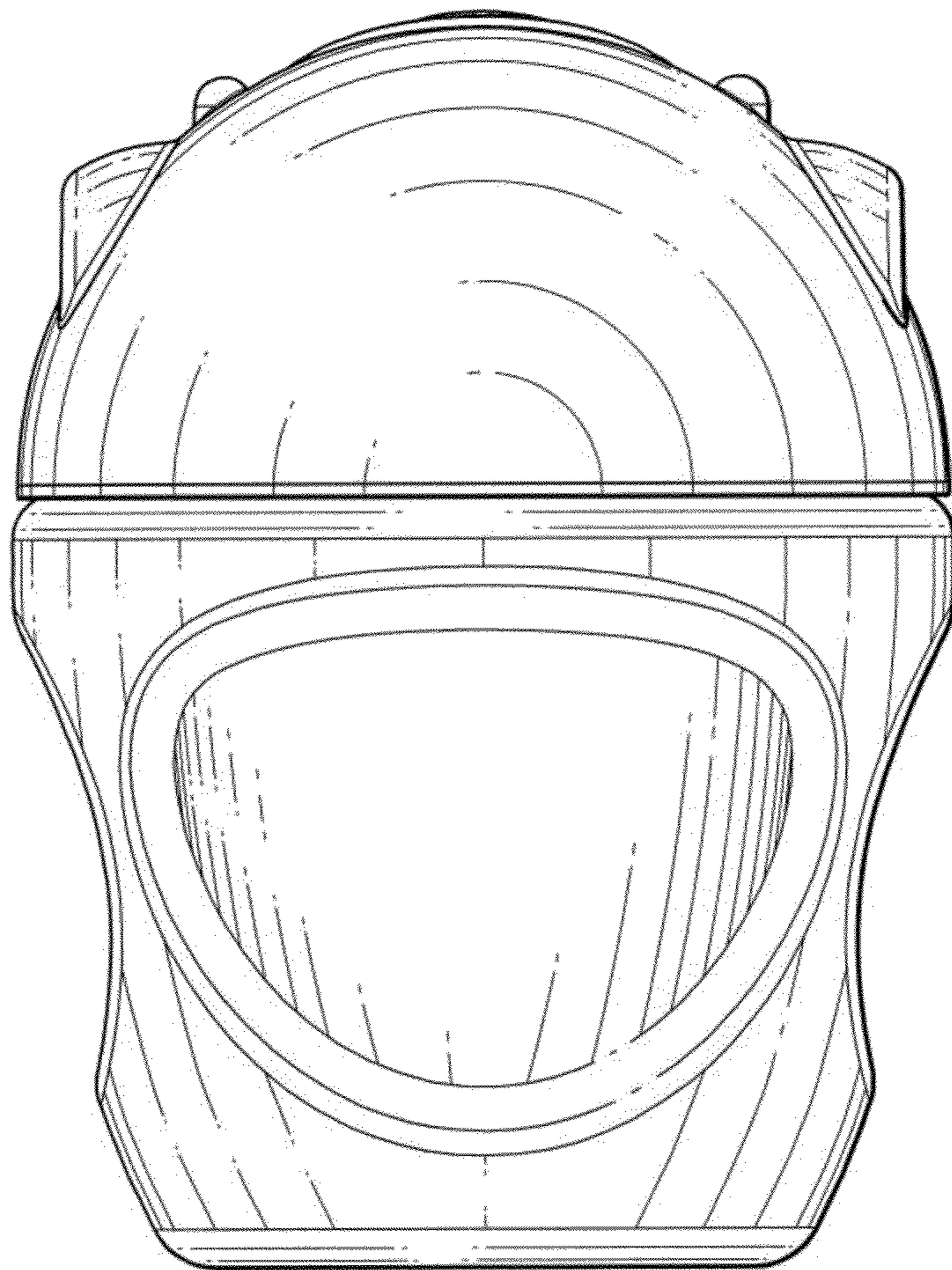


FIG. 3

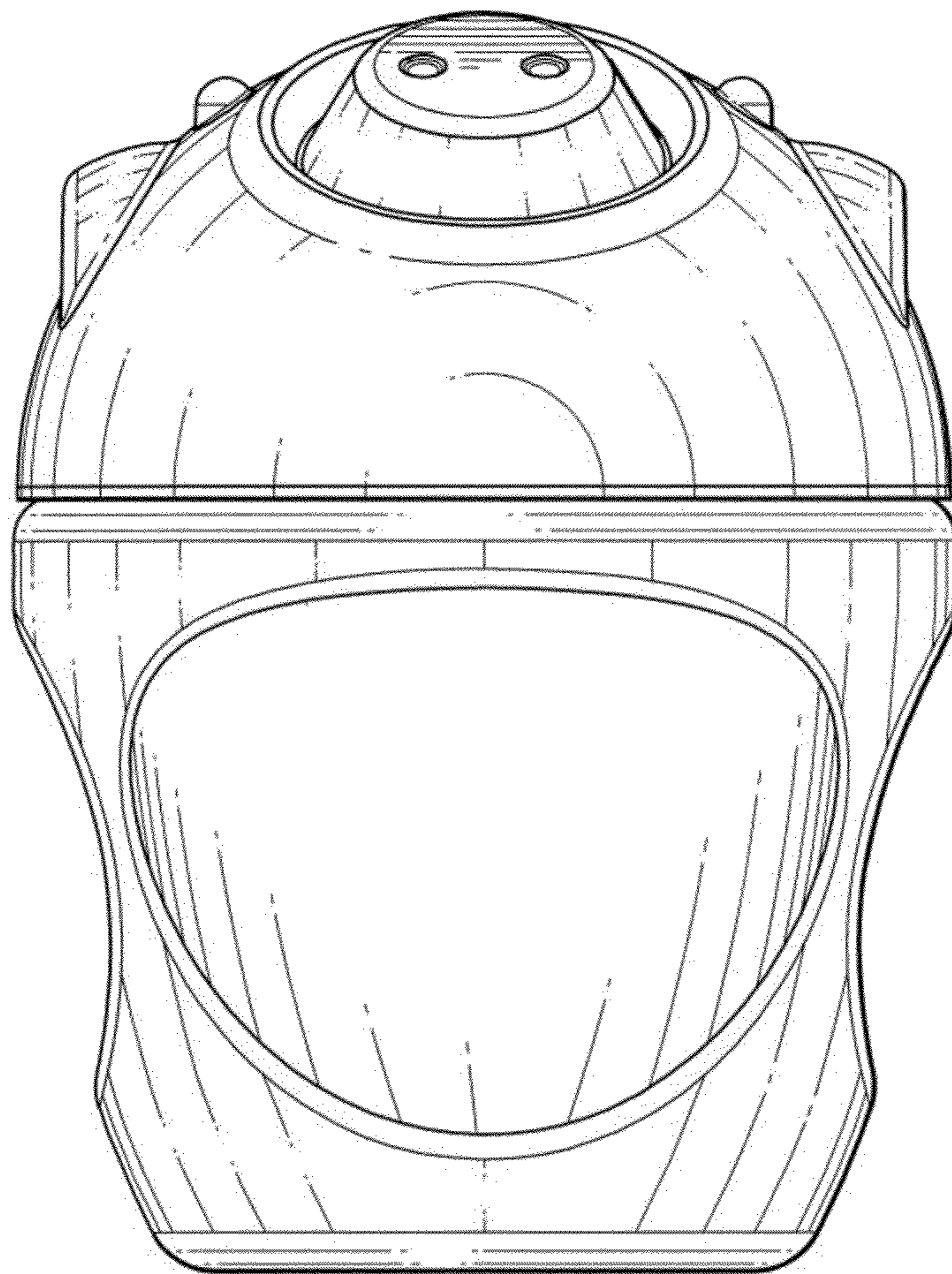


FIG. 4

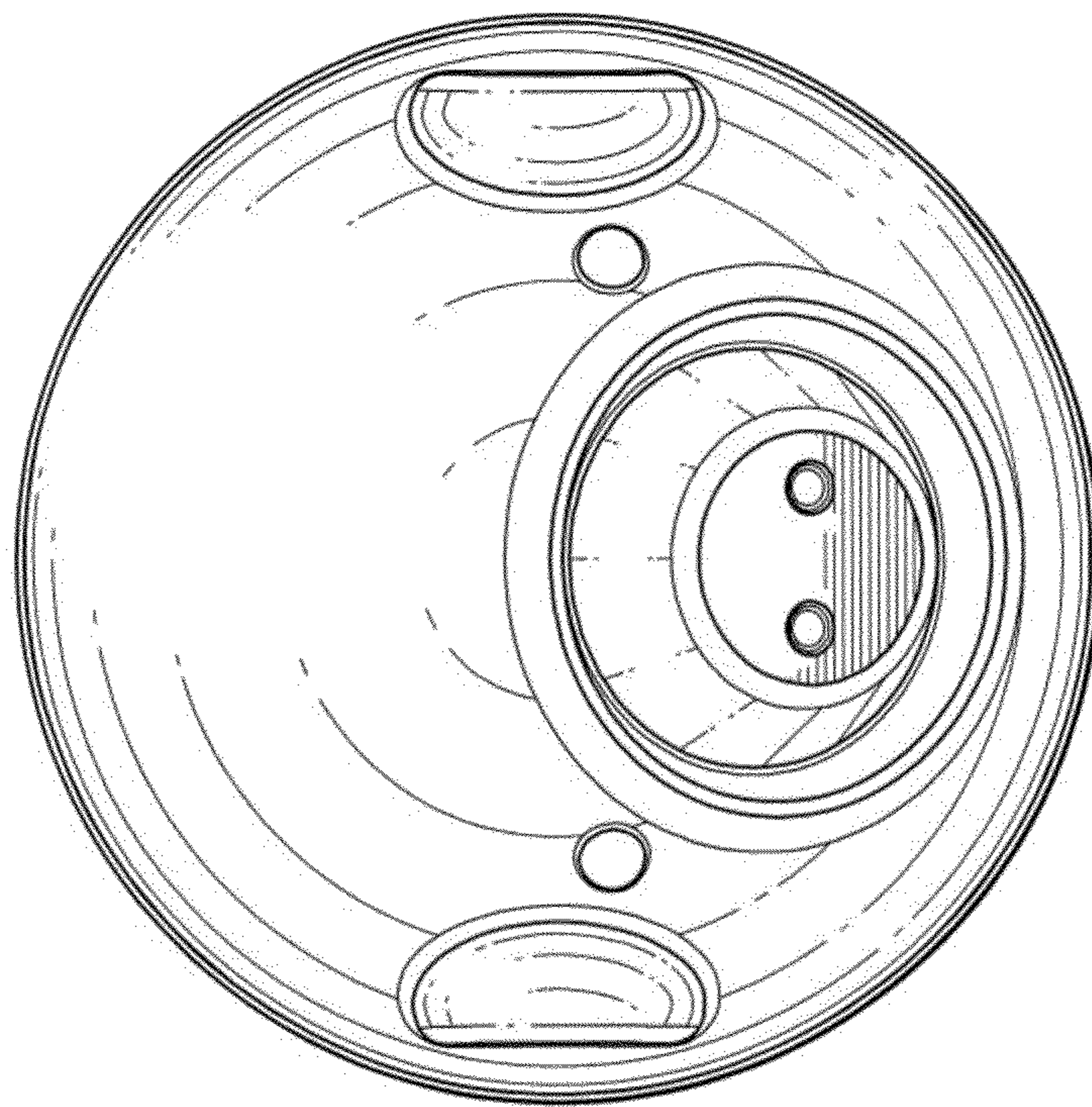


FIG. 5

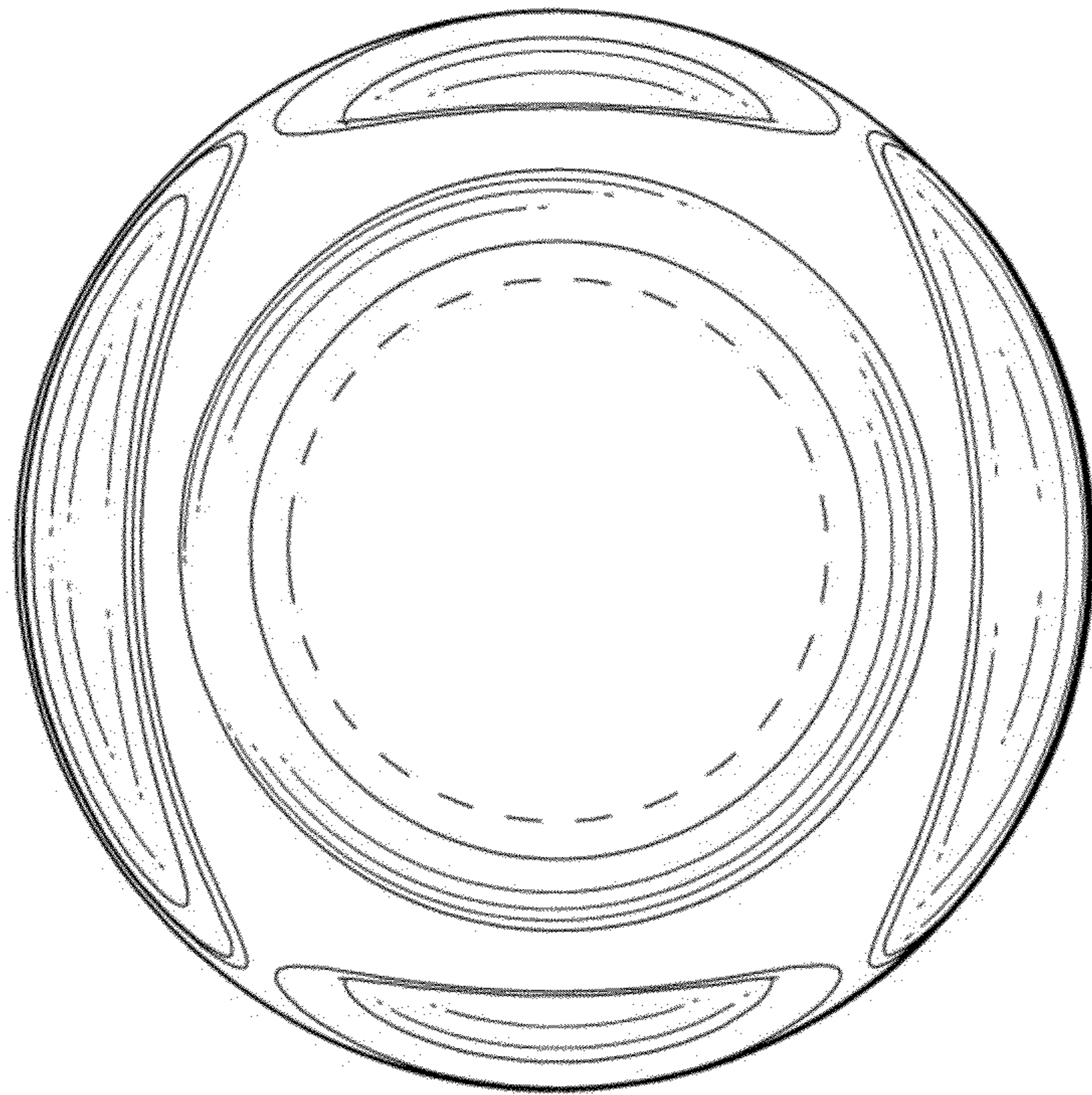


FIG. 6