



US00D710203S

(12) **United States Design Patent**
Becker et al.

(10) **Patent No.:** **US D710,203 S**

(45) **Date of Patent:** **** Aug. 5, 2014**

(54) **BOTTLE**

(75) Inventors: **Rudiger Becker**, Oakland, CA (US);
Francis J. Handy, San Rafael, CA (US);
Douglas John Howard, San Francisco,
CA (US)

(73) Assignee: **Method Products, PBC**, San Francisco,
CA (US)

(**) Term: **14 Years**

(21) Appl. No.: **29/402,684**

(22) Filed: **Sep. 26, 2011**

(51) **LOC (10) Cl.** **09-01**

(52) **U.S. Cl.**

USPC **D9/516**; D9/500; D9/690

(58) **Field of Classification Search**

USPC D9/500, 502-505, 516, 537, 539,
D9/545-546, 549, 558, 682, 686,
D9/688-690; D24/224; 220/660, 662-665,
220/669-673; 222/92, 94-95, 105, 107,
222/131, 173, 183, 212-215, 386.5, 389,
222/402.1, 402.24, 635

See application file for complete search history.

(56) **References Cited**

U.S. PATENT DOCUMENTS

D139,331 S	10/1944	Teunisz	
D165,734 S	1/1952	Barton	
2,858,036 A *	10/1958	Earle et al.	435/304.3
2,990,076 A	6/1961	Stull	
3,154,222 A	10/1964	Heckman	
3,731,854 A *	5/1973	Casey	222/386.5
5,111,971 A	5/1992	Winer	
5,232,126 A	8/1993	Winer	
5,248,063 A	9/1993	Abbott	
5,265,765 A	11/1993	Maier	
D372,869 S	8/1996	Mahlmann et al.	
5,622,282 A *	4/1997	Yazawa et al.	222/95
D390,470 S	2/1998	Mahlmann et al.	

5,750,075 A *	5/1998	Spike	422/558
6,066,299 A *	5/2000	Lodge	422/547
D427,691 S *	7/2000	Asselta	D24/224
6,179,153 B1 *	1/2001	Huang	220/553
6,345,739 B1	2/2002	Mekata	
6,439,430 B1	8/2002	Gilroy, Sr. et al.	
D465,283 S *	11/2002	Lodge	D24/224
D525,167 S *	7/2006	Katznelson	D11/153
D550,033 S	9/2007	Bodum	
D550,034 S	9/2007	Bodum	
D554,764 S *	11/2007	Gerretz et al.	D24/224

(Continued)

OTHER PUBLICATIONS

Nathan Aaron, Aroma Spray Redux, Jul. 24, 2008, <http://www.methodlust.com/2008/07/aroma-spray-redux.html>.

Primary Examiner — Ian Simmons

Assistant Examiner — Dana L Meyrow

(74) *Attorney, Agent, or Firm* — Sterne, Kessler, Goldstein & Fox PLLC

(57) **CLAIM**

The ornamental design for a bottle, as shown and described.

DESCRIPTION

FIG. 1 is a front perspective view of a bottle showing our new design;

FIG. 2 is a front view thereof;

FIG. 3 is a rear view thereof;

FIG. 4 is a side view thereof, the opposite side view being a mirror image thereof;

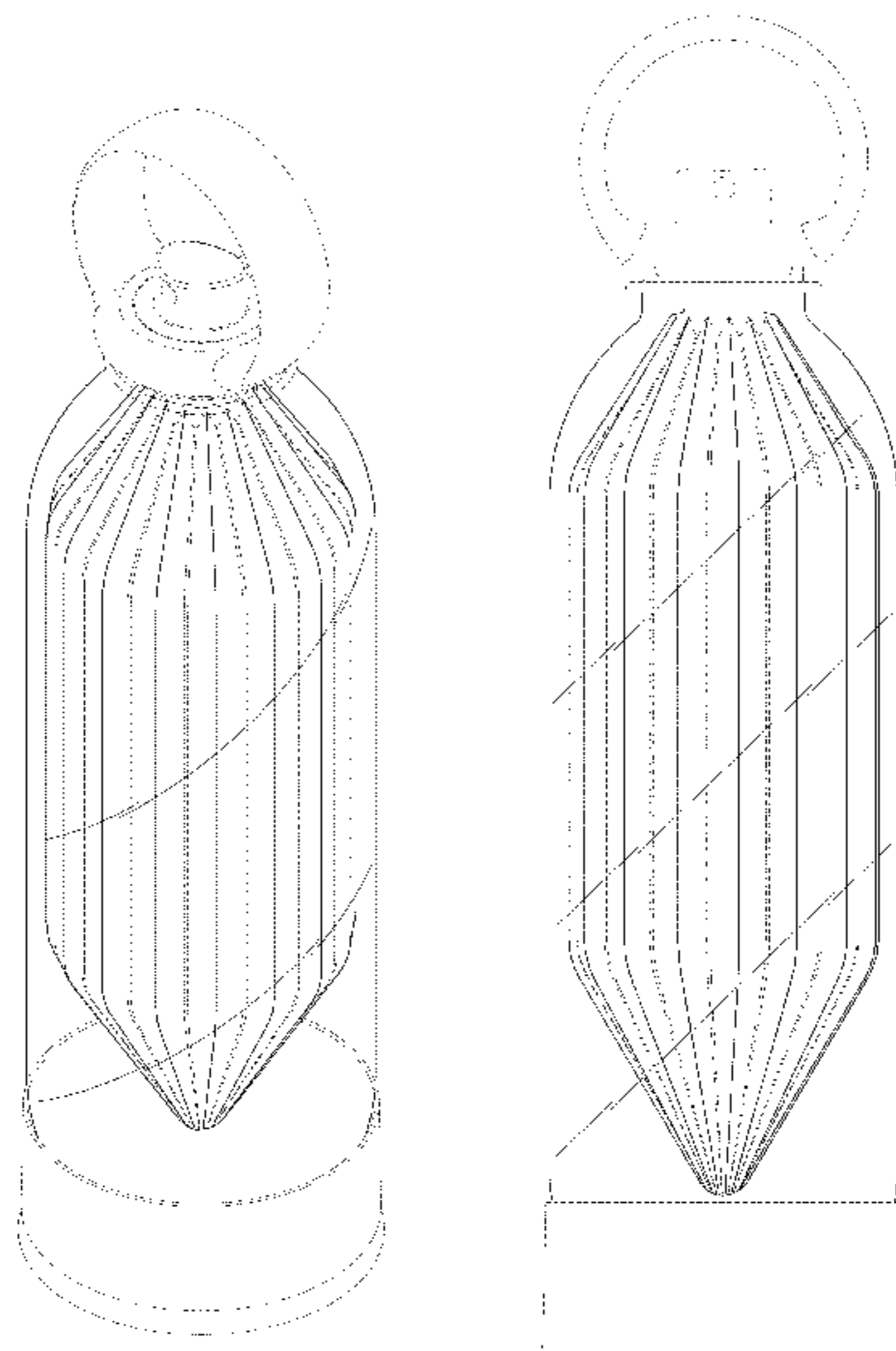
FIG. 5 is a top plan view thereof;

FIG. 6 is a bottom plan view thereof; and,

FIG. 7 is a bottom perspective view thereof.

The broken lines in the Figures show portions of the design that form no part of the claim. The repeating pairs of vertical broken lines around the circumference of the inner feature of the bottle in FIGS. 1-5 & 7 are unclaimed contour lines on a claimed surface.

1 Claim, 6 Drawing Sheets



(56)

References Cited

U.S. PATENT DOCUMENTS

D629,916 S * 12/2010 Lodge D24/224
8,505,774 B2 * 8/2013 Nimmo et al. 222/94
2007/0047851 A1 3/2007 Sato et al.
2007/0145079 A1 6/2007 Casamento et al.
2007/0241131 A1 10/2007 Smith et al.
2007/0241133 A1 10/2007 Smith et al.

2007/0267437 A1 11/2007 Nimmo et al.
2008/0193057 A1 8/2008 Nomura et al.
2008/0226205 A1 9/2008 Sillik
2008/0272145 A1 11/2008 Nimmo et al.
2009/0045222 A1 2/2009 Nimmo et al.
2009/0236363 A1 9/2009 Haley et al.
2010/0000064 A1 1/2010 Garrett
2010/0139296 A1 6/2010 Eggen et al.

* cited by examiner

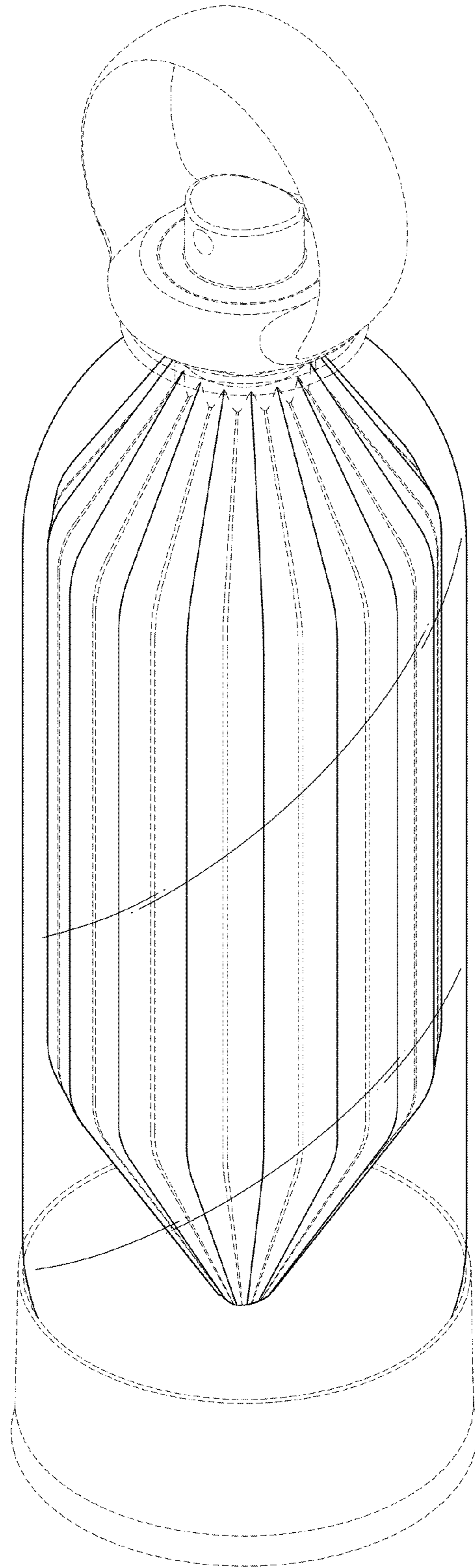


FIG. 1

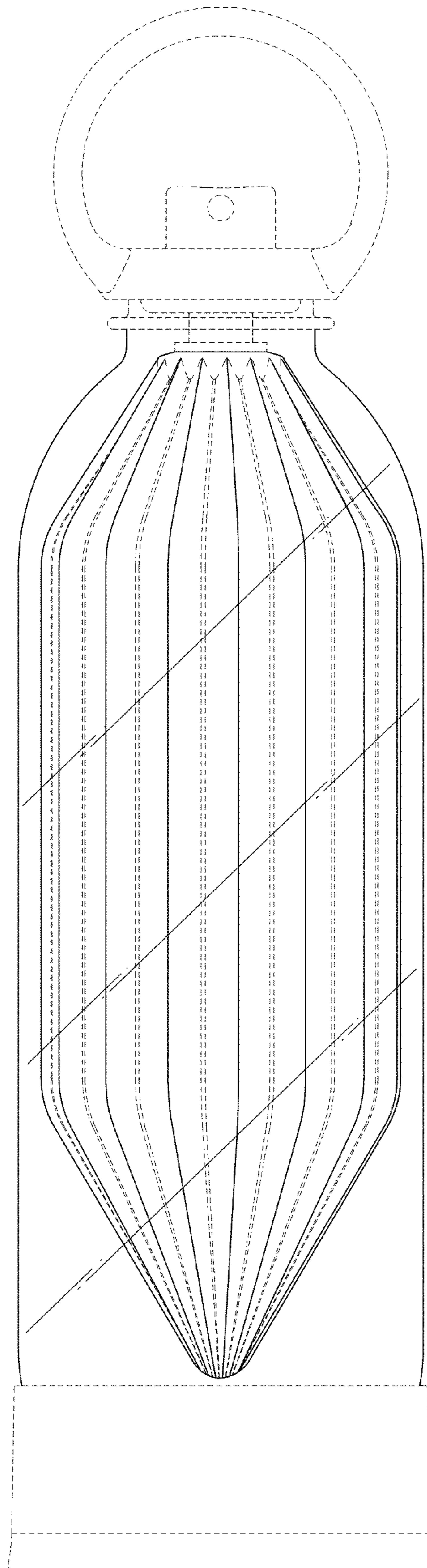


FIG. 2

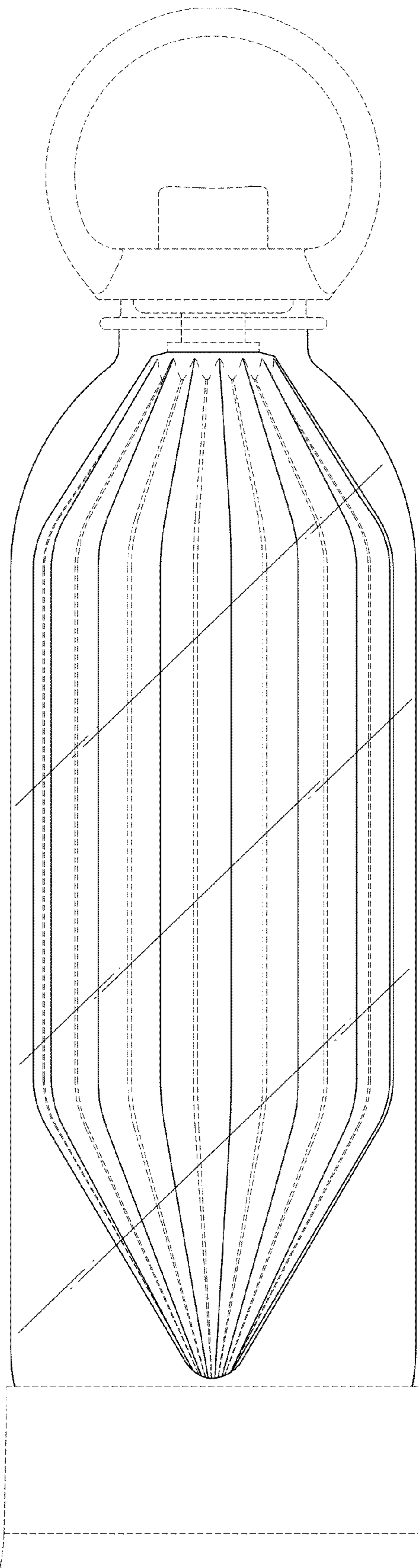


FIG. 3

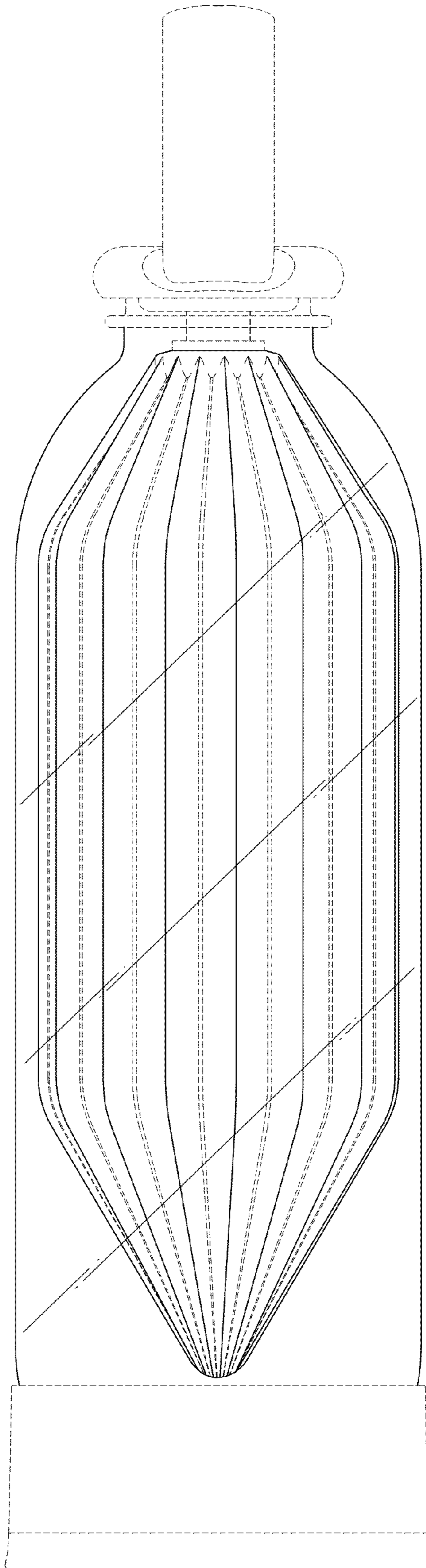


FIG. 4

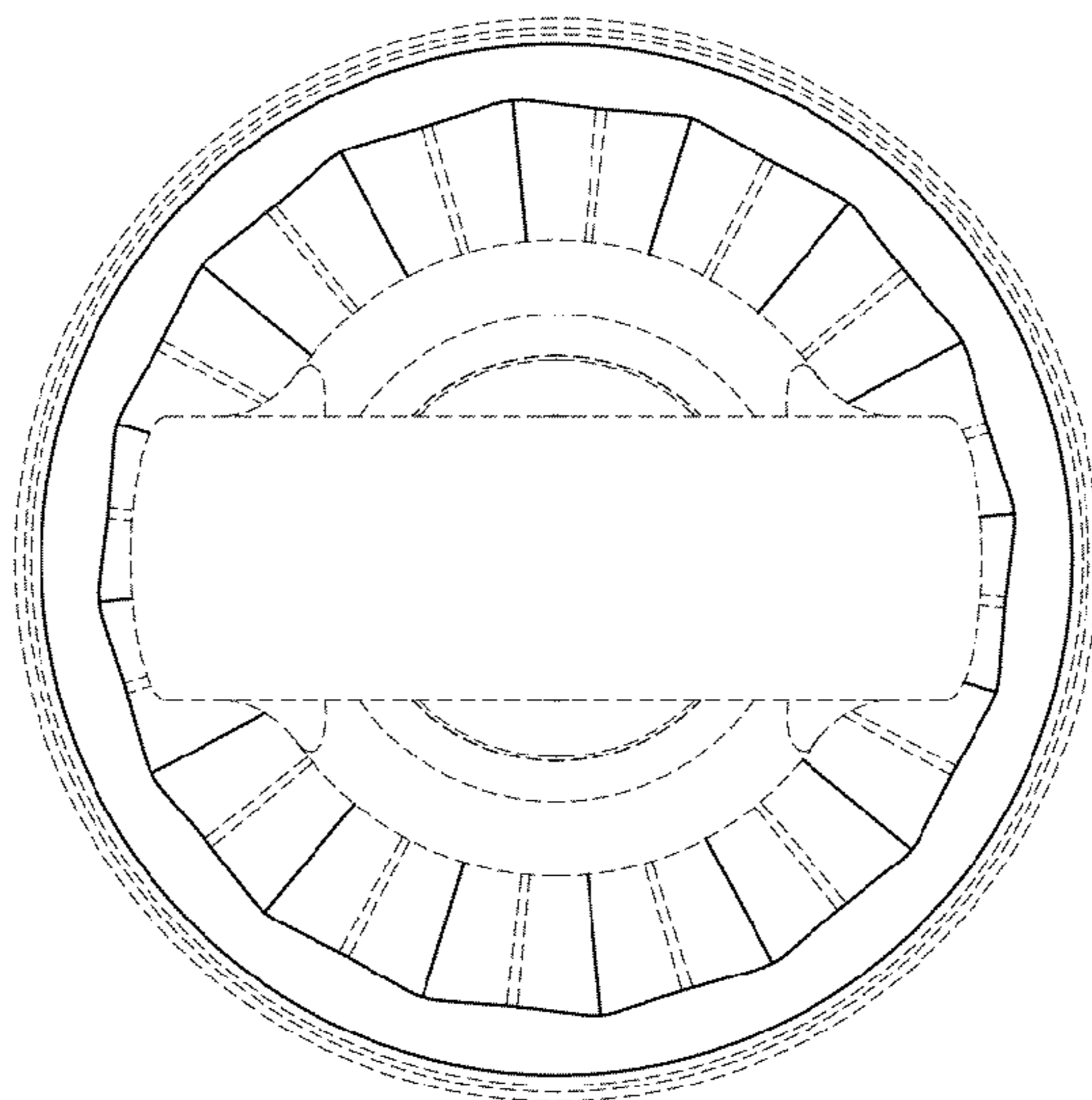


FIG. 5




FIG. 6

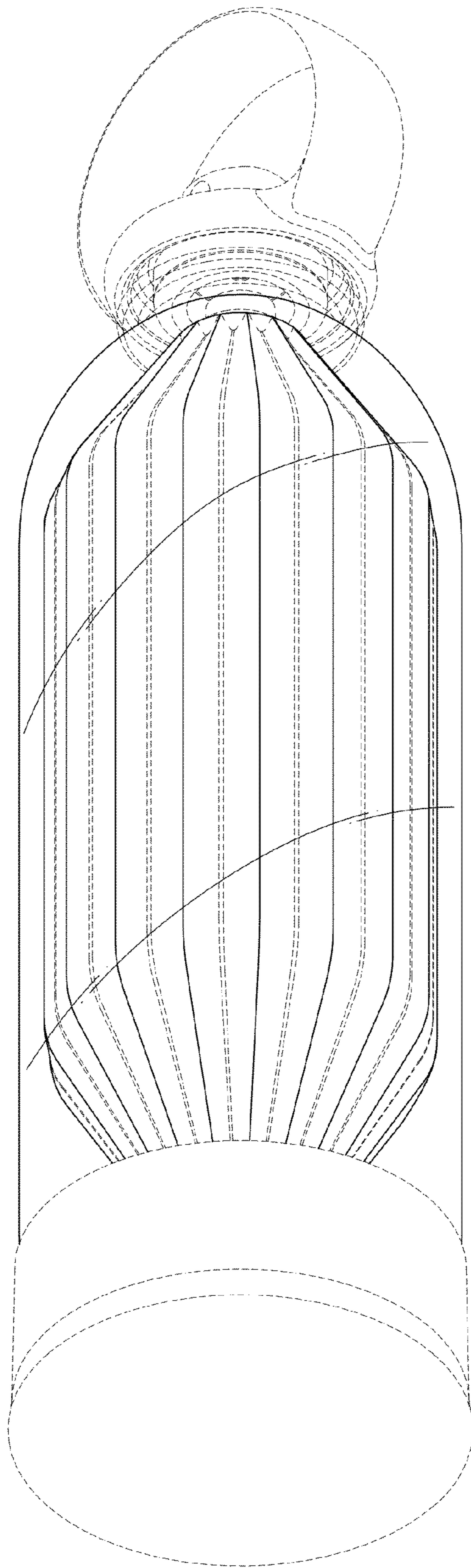


FIG. 7