



US00D710193S

(12) **United States Design Patent**
Akana et al.

(10) **Patent No.:** **US D710,193 S**

(45) **Date of Patent:** **** Aug. 5, 2014**

(54) **PACKAGE**

(71) Applicant: **Apple Inc.**, Cupertino, CA (US)

(72) Inventors: **Jody Akana**, San Francisco, CA (US);
Bartley K. Andre, Palo Alto, CA (US);
Shota Aoyagi, San Francisco, CA (US);
Jeremy Bataillou, San Francisco, CA (US);
Daniel J. Coster, San Francisco, CA (US);
Daniele De Iuliis, San Francisco, CA (US);
M. Evans Hankey, San Francisco, CA (US);
Julian Hoenig, San Francisco, CA (US);
Richard P. Howarth, San Francisco, CA (US);
Jonathan P. Ive, San Francisco, CA (US);
Duncan Robert Kerr, San Francisco, CA (US);
Mathew Dean Rohrbach, San Francisco, CA (US);
Peter Russell-Clarke, San Francisco, CA (US);
Mikael Silvano, San Francisco, CA (US);
Christopher J. Stringer, Woodside, CA (US);
Eugene Antony Whang, San Francisco, CA (US);
Rico Zörkendörfer, San Francisco, CA (US)

(73) Assignee: **Apple Inc.**, Cupertino, CA (US)

(**) Term: **14 Years**

(21) Appl. No.: **29/457,336**

(22) Filed: **Jun. 9, 2013**

(51) **LOC (10) Cl.** **09-03**

(52) **U.S. Cl.**
USPC **D9/418**

(58) **Field of Classification Search**

USPC D9/346, 414-418, 424, 425, 423, 428,
D9/429, 431-436, 445, 452-454, 499, 500,
D9/504, 516, 519, 522, 529, 535, 537, 545,
D9/551, 571, 672, 675, 702, 711, 715, 721,
D9/722, 737, 748, 759, 740, 743, 745, 749,
D9/756, 718, 713, 712, 546; 206/769, 773,
206/775-778, 395, 397-398, 223, 736, 756,
206/495, 349, 760, 541, 784; 229/162.1,
229/162.3, 162.7, 107, 122, 395, 938, 902,
229/409, 125.05, 116.1, 8, 22, 132, 131.1,
229/160, 125.15, 122.27, 122.31, 122.32,

229/123, 241, 172, 174, 185.1, 120.04,
229/120.13, 120.14, 120.23, 87.06, 92.3,
229/103.3, 104.114, 117, 117.08, 117.17,
229/120; D21/108, 352, 366, 374, 375,
D21/395, 399, 443, 455, 460, 488, 667, 797,
D21/800; D11/142; D7/538

See application file for complete search history.

(56) **References Cited**

U.S. PATENT DOCUMENTS

3,645,384 A * 2/1972 Wind 206/471
(Continued)

OTHER PUBLICATIONS

U.S. Appl. No. 29/436,744, entitled "Package," filed Nov. 8, 2012,
and amended Nov. 11, 2013.

(Continued)

Primary Examiner — Ian Simmons

Assistant Examiner — Rhea Shields

(74) *Attorney, Agent, or Firm* — SAIDMAN DesignLaw Group

(57) **CLAIM**

The ornamental design for package, as shown and described.

DESCRIPTION

FIG. 1 is a front perspective view of package showing our new design;

FIG. 2 is a front view thereof, the back view, and the left and right side views being identical;

FIG. 3 is a view midway between the front and right side thereof with the views midway between the front and left side, the back and right side, and the back and left side being identical;


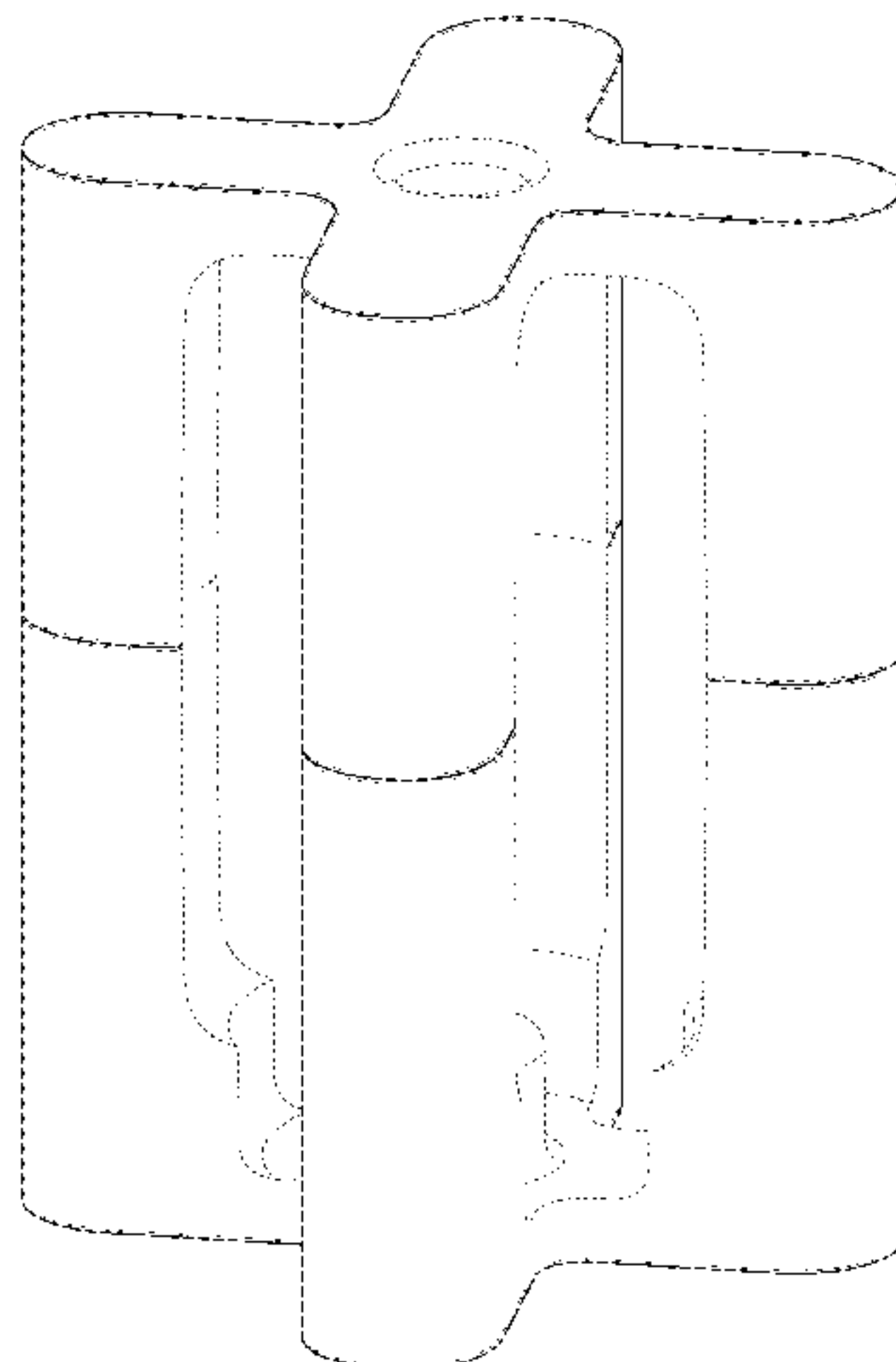
FIG. 4 is a top view thereof; and,

FIG. 5 is a bottom view thereof.

The broken lines illustrate environmental structure and form no part of the claimed design.

The relatively light shade lines on the surface portions indicate contour and not surface ornamentation.

1 Claim, 5 Drawing Sheets



(56)

References Cited

U.S. PATENT DOCUMENTS

D258,201 S * 2/1981 Cassini D9/669
D324,704 S * 3/1992 Lawson et al. D21/502
D357,510 S * 4/1995 Kushner et al. D21/503
D414,276 S * 9/1999 Bruno et al. D25/113
D428,574 S * 7/2000 Harkness D9/430
D449,981 S * 11/2001 Davis D9/669
D452,121 S * 12/2001 Teichelman D8/19

D472,281 S * 3/2003 Manville D21/488
D482,276 S * 11/2003 Wang D9/424
D529,396 S * 10/2006 Whipple D9/669

OTHER PUBLICATIONS

U.S. Appl. No. 29/457,054, entitled "Package," filed Jun. 6, 2012, and amended Nov. 27, 2013.

* cited by examiner

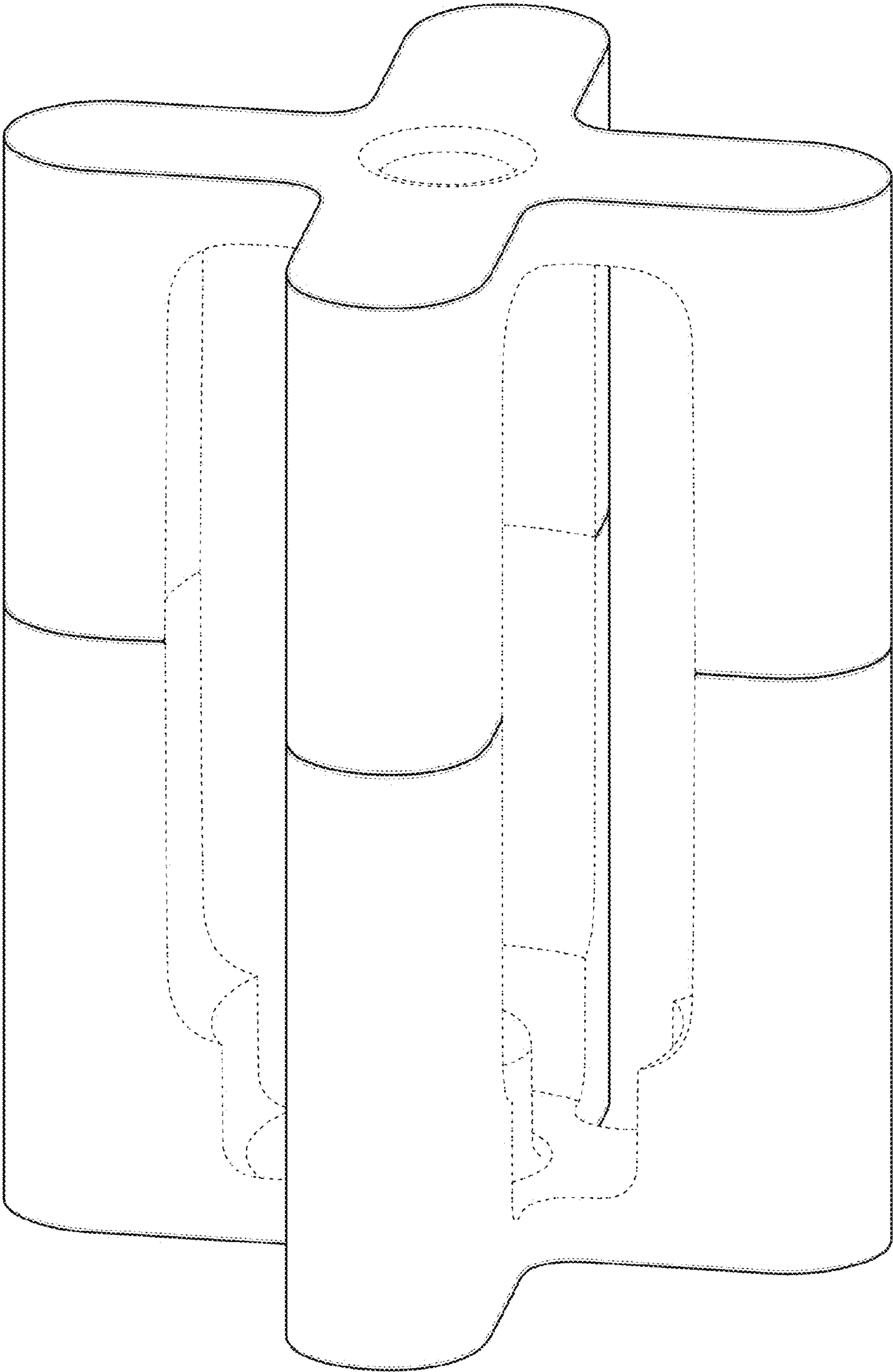


Fig. 1

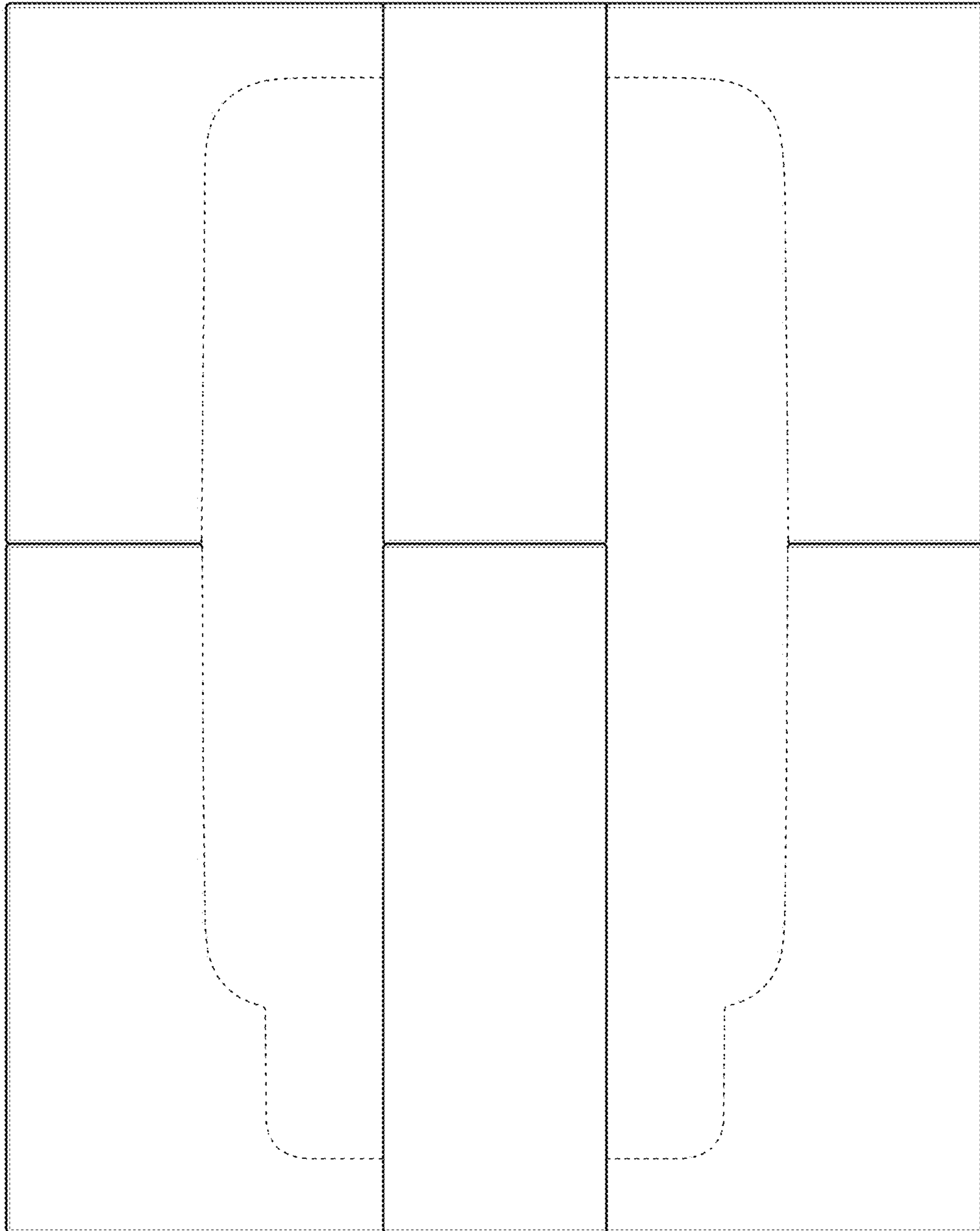


Fig. 2

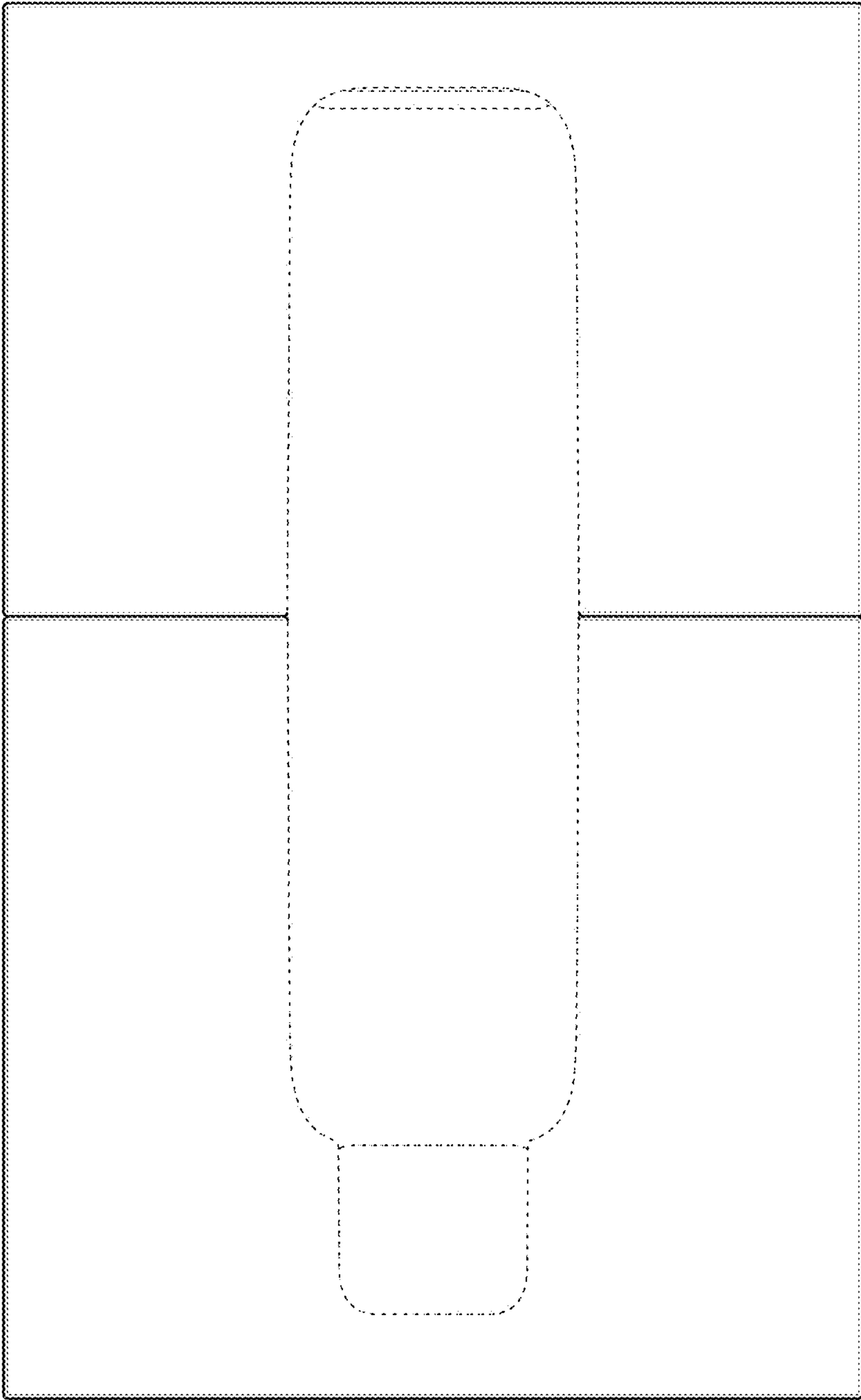


Fig. 3




Fig. 4




Fig. 5