



US00D710188S

(12) **United States Design Patent**
Kopco

(10) **Patent No.:** **US D710,188 S**

(45) **Date of Patent:** **** Aug. 5, 2014**

(54) **PUSH-FIT FASTENER**

(75) **Inventor:** **James J. Kopco**, Mentor-on-the-Lake,
OH (US)

(73) **Assignee:** **Fasteners For Retail, Inc.**, Twinsburg,
OH (US)

(**) **Term:** **14 Years**

(21) **Appl. No.:** **29/417,414**

(22) **Filed:** **Apr. 3, 2012**

(51) **LOC (10) Cl.** **08-08**

(52) **U.S. Cl.**
USPC **D8/382**

(58) **Field of Classification Search**
USPC D8/348, 382, 354; 24/253, 297, 347;
411/520, 527, 508-510; 403/300, 345
See application file for complete search history.

(56) **References Cited**

U.S. PATENT DOCUMENTS

D297,614 S * 9/1988 Yokoyama et al. D8/382
D297,615 S * 9/1988 Nakama D8/382
6,612,796 B2 * 9/2003 Gattone 411/520

D589,333 S * 3/2009 Nakazato D8/382
D673,841 S * 1/2013 Hirano D8/382
8,613,128 B2 * 12/2013 Moerke et al. 24/453
2006/0099051 A1 * 5/2006 Moerke 411/508
2008/0298925 A1 * 12/2008 Shinozaki 411/48

* cited by examiner

Primary Examiner — Sheryl Lane

(74) *Attorney, Agent, or Firm* — Fay Sharpe LLP

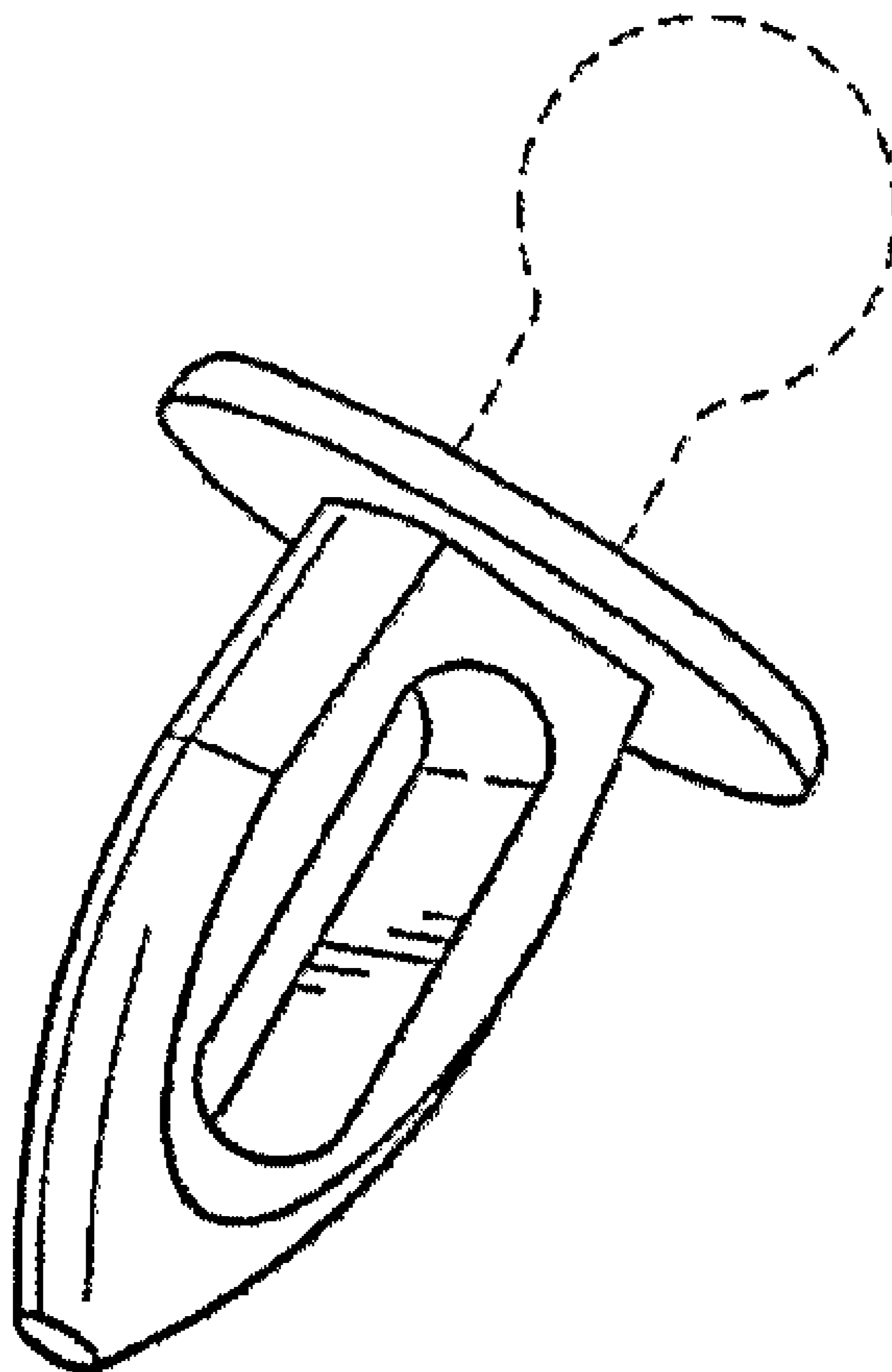
(57) **CLAIM**

The ornamental design for a push-fit fastener, as shown and described.

DESCRIPTION

FIG. 1 is a perspective view of a push-fit fastener showing my new design;
FIG. 2 is a left side elevational view thereof, with a right side elevational view being a mirror image thereof;
FIG. 3 is a top plan view thereof, with a bottom plan view being a mirror image thereof;
FIG. 4 is a rear elevational view thereof; and,
FIG. 5 is a front elevational view thereof.
The broken lines represent portions of the fastener and form no part of the claimed design.

1 Claim, 1 Drawing Sheet



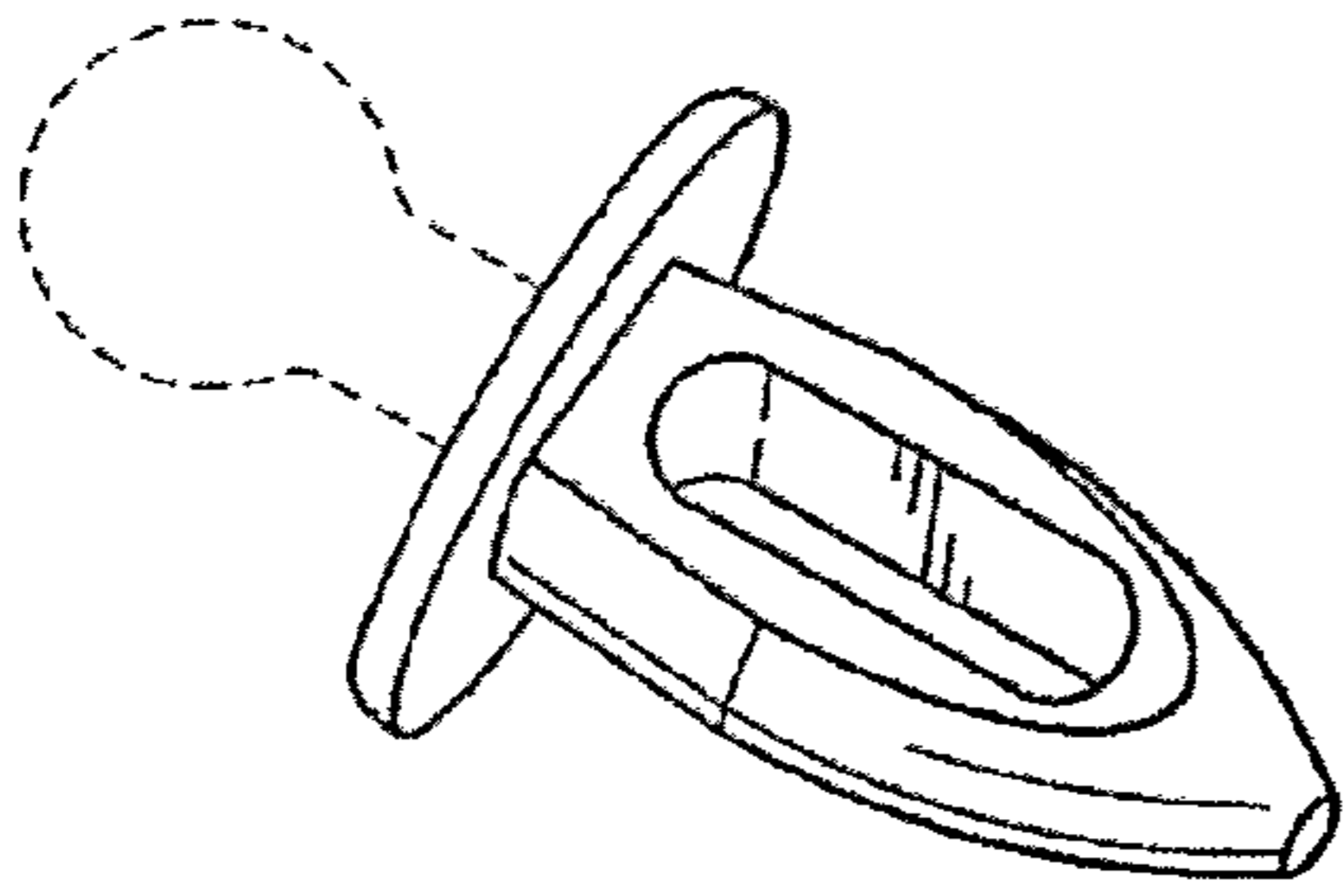


FIG. 1

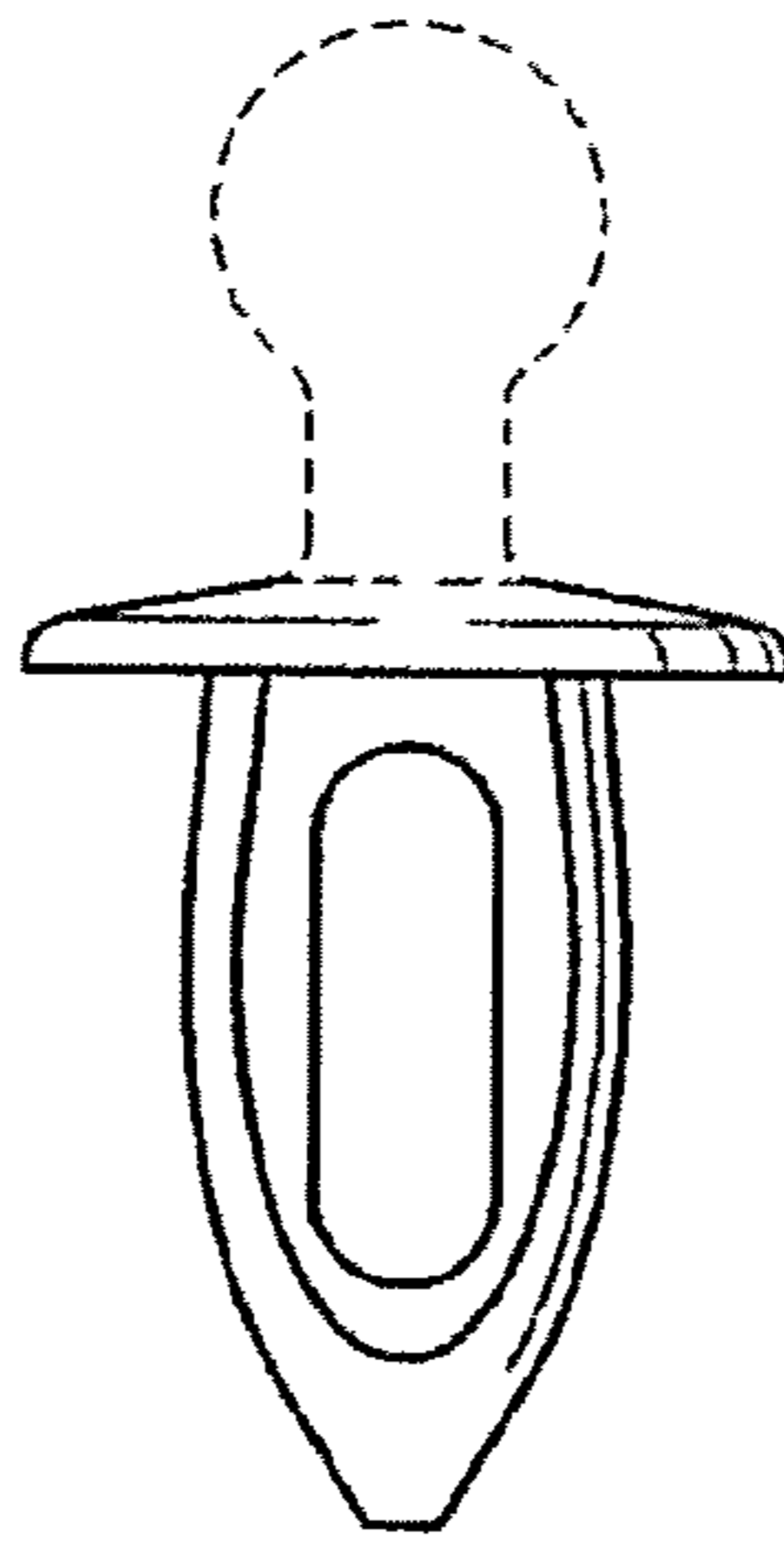


FIG. 2




FIG. 3




FIG. 5

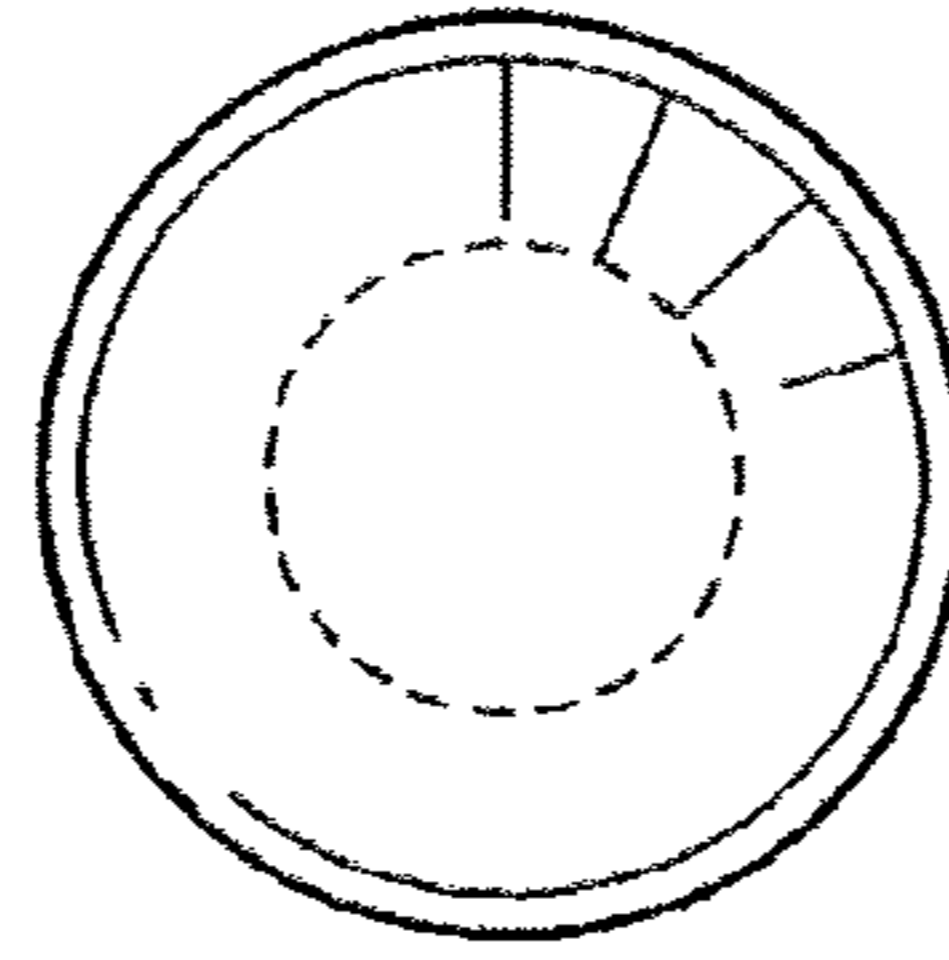


FIG. 4